



# BUILT ON

Sooner nation



# IN MEMORIAM

**MARIEE FRANCES MENA**  
**AUGUST 22, 1983-OCTOBER 5, 2009**

*2004 Second Team All-Big 12*  
*2004 NCAA Regional All-Tournament Team*  
*USA Softball and NFCA National Player of the Week (February 27, 2007)*

Beautiful You Are Mariee

Like a whirlwind you blew into our lives and hearts. Your beautiful smile, your voice and loud laugh that made everyone want to join in.

Your love for your family that extended beyond your parents and siblings; dedication and passion in everything you did.

Overcoming obstacles, injuries and persevering in all. Sharing all of yourself with so many, reaching out and touching the hearts of young and old.

No limits to your abilities, no boundaries did you know, always striving for excellence, you . . . the true definition of a competitor.

We celebrate you today, tomorrow and always . . . beautiful you are, Mariee!

Always in our hearts.

*Special thanks to Ralph and Mona Roderfeld, Mariee's aunt and uncle, for the poem*

# UNIVERSITY

Table of Contents.....	2-3
Sooner Tradition.....	4-5
Postseason Pride.....	6-7
National Champions.....	8-9
Big 12 Supremacy.....	10-11
Individual Honors.....	12-13
USA Influence.....	14-15
Sooner Pipeline.....	16-17
National Exposure.....	18-19
OU Softball Complex.....	20-21
Gameday Excitement.....	22-23
Strength and Conditioning.....	24-25
Sports Medicine.....	26-27
Community Service.....	28-29
University of Oklahoma.....	30-31
Academic Success.....	32-33
Athletic Excellence.....	34-35
Norman and Oklahoma City.....	36-37
Diamond Club.....	38
Summer Camps.....	39
Athletics Communications.....	40
Media Information.....	41
Opponent Directory.....	42-45
Broadcast Information.....	46

# PREVIEW

2009 Roster.....	48
2009 Schedule.....	49
Season Preview.....	50-51
Radio/TV Speed Chart.....	52

# PLAYERS

Amber Flores.....	54-55
Lindsey Vandever.....	56-57
Haley Anderson.....	58
Dani Dobbs.....	59
Krystle Huey.....	60
Chana'e Jones.....	61
Wendy Trott.....	62
Allee Allen.....	63
Kirsten Allen.....	64
Karolyne Long.....	65
Katie Norris.....	66
Evan Sallis.....	67
Michelle Gascoigne.....	68
Haley Nix.....	68
Keilani Ricketts.....	69
Jessica Shults.....	69
Brianna Turang.....	70



# STAFF

Head Coach Patty Gasso .....	72-75
Associate Head Coach Melyssa Lombardi.....	76
Assistant Coach Tripp MacKay.....	77
Director of Operations Kaycee Clark.....	78
Support Staff.....	78
Athletics Administration .....	79
University President David L. Boren.....	80
Athletics Director Joe Castiglione .....	81
Oklahoma Head Coaches .....	82

# HISTORY

Timeline .....	94-95
Milestone Games .....	96
Miscellaneous Games .....	97
Extra-Inning Games .....	98
Letterwinners .....	99
All-Americans .....	100
All-Region .....	101
Individual Honors.....	102-105
Coaching History .....	106

# REVIEW

Season Review .....	84-85
2009 Results .....	86
2009 Statistics .....	87
Hitting Game-by-Game .....	88
Pitching Game-by-Game.....	89
Single Game Highs .....	90
Big 12 Recap .....	91
Class of 2009 .....	92

# RECORDS

Oklahoma in the Polls .....	108
Oklahoma Against Ranked Opponents .....	109-111
Team Records .....	112
Career Records.....	113-117
Single Season Records.....	118-122
No-Hitters/Perfect Games .....	122
OU Softball Complex Records .....	123
Big 12 Championship Records .....	124-125
NCAA Regional Records .....	126-127
NCAA Super Regional Records .....	128-129
Women's College World Series Records.....	130-131
NCAA Tournament Records.....	132-133
Record Against Conferences .....	134-135
Series Breakdown.....	136-137
Series Results .....	138-153
Year-by-Year Results .....	154-175
Worth Ad.....	176





# BUILT ON tradition

**5**

**WCWS Appearances**

**7**

**Big 12 Championships**

**16**

**Consecutive NCAA Tournaments**

**33**

**All-Americans**

**210**

**Straight Weeks in Top 25**

**2000**

**National Champions**



## THE PROGRAM

Winning is an attitude that permeates the entire University of Oklahoma athletics program. Championships and postseason play are synonymous with practically every Sooner sport. Over the last 15 years, no OU program has accomplished more than softball. The architect - head coach Patty Gasso - needed just five years before she took her team to the pinnacle of the sport. And OU has not dropped from elite territory since. Gasso and company have created a tradition that rivals nearly any program in college softball and it has only taken 14 years. During that span, OU has averaged nearly 50 wins a season and won - on average - 70 percent of its contests. It is no wonder the Sooners have risen to national prominence so quickly.







2009 Big 12 Champions

### THE ARCHITECT

Marita Hynes took a major risk when she chose Patty Gasso to lead the softball program in 1995. Gasso was a successful junior college coach at Long Beach City College without any ties to the Midwest, let alone Oklahoma. Gasso jumped at the opportunity and immediately began attracting top athletes from each coast and everywhere in between. Players like Kansas native Lisa Carey and California native Heather Scaglione were given the chance to shine in the Sooner spotlight and are perfect examples of players from different backgrounds who have become some of the biggest names in the sport.



### THE DEFINING MOMENT

The program's defining moment came in its first trip to the Women's College World Series in 2000. The Sooners came away victorious. Since then, they have made appearances in five of the last 10 WCWS and have become one of the most recognizable teams in the sport.

**BUILT ON**  
*pride*

**.650**  
All-Time Winning Percentage

**8**  
NCAA Regional Titles

**150**  
Big 12 Wins

**213**  
All-Time Letterwinners

**250**  
Wins at the OU Softball Complex

**1,250**  
Program Wins



Lindsey Vandever







Norelle Dickson



Kirsten Allen and Allee Allen



### FIVE WOMEN'S COLLEGE WORLD SERIES APPEARANCES

The numbers tell the story of the Oklahoma softball program's dramatic rise into elite company. The Sooners have made trips to the Women's College World Series in five of the last nine years. No other team east of Pac-10 country had ever been to five consecutive WCWS until the Sooners did it. OU qualified for the national championship tournament by winning five straight NCAA Regional Championships. During that run to five consecutive WCWS, no team has been more efficient in its efforts. Patty Gasso's troops have gone 31-9 in regionals over the last 10 seasons. Since head coach Patty Gasso stepped onto campus in 1995, the Sooners have won three Big 12 Postseason Championships, eight NCAA Regional Championships and qualified for five WCWS. That is a run that is unparalleled by any program east of Arizona and one that can only be matched by a few out west.



#### OU KNOCKS OFF UCLA TO WIN NATIONAL TITLE

The Sooners swept through their home regional as they defeated Harvard, Cal State-Northridge and beat Oregon State twice to make their first ever appearance in the World Series. The Sooner magic continued in Oklahoma City as Oklahoma opened the series with a 2-1 win over California and knocked off Southern Mississippi and perennial powerhouse Arizona to advance to the title game against UCLA. Using a 3-1 win over the Bruins, OU claimed its first national title in program history.



#### OKLAHOMA MAKES IT TWO STRAIGHT

A year after winning the national title and becoming only the second non-west coast team to win a softball national championship, the Sooners were back in the title hunt again. Once again, OU swept through its home regional after beating Lehigh, North Carolina and No. 12 Washington (twice) to advance to its second straight WCWS. The Sooners carried the nation's longest winning streak into the World Series, but went 1-2 and were eliminated by LSU in a heartbreaking 2-1 game.



#### SOONERS KNOCK OFF TOP-SEEDED TEXAS

The Sooners faced a tough task as they hosted the top-seeded Texas Longhorns in the Norman Regional. Oklahoma opened the regional with victories over Utah and Texas A&M before facing Texas and Olympic pitcher Cat Osterman. The Sooners avenged a loss to the Longhorns in the Big 12 Tournament as they scored four runs and advanced to the regional finals with a 4-1 win. Texas A&M knocked off Texas again and OU topped the Aggies 4-1 in the final to advance to its third straight WCWS.



#### OU TAKES REGIONAL, MAKES IT FOUR STRAIGHT

Different from their first three WCWS appearances, the Sooners had to do it on the road as they were sent to Gainesville, Fla., for the NCAA Regional. It didn't phase the Sooners as OU swept through the regional with the closest margin of victory being four runs. Oklahoma knocked off Bethune Cookman, South Florida, Texas-Arlington and Oregon State on its way to its fourth consecutive Women's College World Series appearance.



#### SOONERS ADVANCE TO ANOTHER WCWS

OU faced another daunting task when it learned of its NCAA Regional schedule as it was headed to No. 1 Arizona as the No. 2 seed in the toughest regional in the tournament. Oklahoma faced the No. 1 Wildcats in the winner's bracket and upset Arizona, 3-2. The top-ranked Wildcats were knocked out by Louisiana-Lafayette in the loser's bracket final. The Cajuns, who had to beat the Sooners twice, topped OU in the first game but Oklahoma responded with a 15-0 run rule to advance to its fifth WCWS.



# BUILT ON championships



## 2000 NATIONAL CHAMPIONS

The University of Oklahoma earned its first-ever softball national championship by defeating UCLA, 3-1, in front of 8,049 at Don E. Porter Hall of Fame Stadium in Oklahoma City on May 29, 2000. The title was the first by a women's athletic program at Oklahoma. The Sooners finished the season with the best record in the country at 66-8. Oklahoma, the third seed in the WCWS, got on the scoreboard in the third inning with a two-run home run from All-American first baseman Lisa Carey. Freshman shortstop Kelli Braitsch then nailed an RBI single to left field later in the inning to give OU the 3-0 lead. Jennifer Stewart earned the World Series Most Outstanding Player award, earning victories in all four of OU's WCWS wins. Carey and Braitsch joined Stewart on the all-tournament team. OU became just the second non-west coast team to win a softball national championship.



## A YEAR FOR THE RECORD BOOKS

# 5/29/00

Date of Oklahoma's first national title

# 1

WCWS Most Outstanding Player

# 3

Runs OU Scored in Title Game

# 4

Total Wins for OU in 2000 WCWS

# 23

Lisa Carey's jersey number

# 66

Wins by the Sooners in 2000

# 8,049

Attendance at 2000 Title Game



### THE SHOT HEARD 'ROUND OKLAHOMA

OU All-American Lisa Carey's two-run home run in the 2000 National Championship game instantly became the program's greatest individual moment. The blast gave the Sooners the decisive 3-1 lead and eventually sealed the program's first national championship. It was the second homer in as many days for the junior as her solo shot versus Arizona in the semifinals lifted the Sooners to the title game. The blast was Carey's 20th of the year.





# BUILT ON *supremacy*

## 3

**Big 12 Regular Season Titles**

## 4

**Big 12 Championship Titles**

## 6

**Big 12 Players of the Year**

## 57

**First Team All-Big 12 Honorees**

## 65

**Academic All-Big 12 Selections**

## 71

**Big 12 Players and Pitchers of the Week**




### BIG 12 YEAR-BY-YEAR

OU head coach Patty Gasso came on board in 1995 and one year later the Big 12 was born. Since season one, the Sooners have proved to be the class of the conference. They won the first regular season title, they were the first to 50 wins and the first to 100 wins. It's no wonder they lead the conference in all-time winning percentage.

Below is a look at OU's year-by-year record in Big 12 play.

YEAR	RECORD	FINISH	BIG 12 CHAMPIONSHIP
1996	17-5	First	Champions
1997	14-4	Second	Semifinals
1998	12-5	Second	Runner-Up
1999	11-3	First	Quarterfinals
2000	17-1	First	Semifinals
2001	14-2	Second	Champions
2002	14-2	Second	Semifinals
2003	12-6	Fourth	Runner-Up
2004	11-7	Fifth	Semifinals
2005	12-6	Second	Semifinals
2006	8-10	Fifth	Runner-Up
2007	14-4	Second	Champions
2008	16-2	Second	Quarterfinals
2009	14-4	First	Runner-Up





### BEDLAM BELL

The Sooners' work in the Bedlam series is even more impressive. Since the official start of The Bedlam Series (2001), the trophy hasn't left Norman. OU has won it outright seven of the eight years and retained it after a split in 2003. Since the start of Big 12 play, OU has done no worse than a split with Oklahoma State in the regular season series, while claiming the series in 12 of 14 years.

### BIG 12 DOMINANCE

No Big 12 softball member has seen that spotlight shine more brightly in its direction than the Oklahoma program. The Sooners have been on the national stage for the Women's College World Series in five of the last 10 years. No Big 12 team has made more appearances at the WCWS since the inception of the conference in 1996. In fact, Nebraska and Texas are the only other teams to make more than one trip to the WCWS during that time frame. OU has more NFCA All-Americans than the rest of the conference. The nation's coaches have voted 31 Sooners onto the NFCA's All-America teams since the inception of the Big 12. Only three other teams - Nebraska, Texas and Texas A&M - can claim to have double-digit All-Americans during the era. The Sooners lead the pack in All-Big 12 team selections (57) and all-time winning percentage (.753).

### ALL-BIG FIRST TEAM 12 HONOREES



57



N

36

ATM

31

BU

26



25



24



# BUILT ON honors

1

Academic All-American of the Year

5

Regional Coaching Staff of the Year Honors

7

Academic All-Americans

22

All-Regional Tournament Selections

33

All-Americans

76

All-Region Honorees



Ashli Barrett



#### FIRST NATIONAL PLAYER OF THE YEAR FINALIST

Samantha Ricketts made history in 2007 as she became the first OU player ever to finish as one of the final three contestants for USA Softball's National Player of the Year.

Ricketts, who led the nation in RBI during the regular season, joined Arizona State's Kaitlin Cochran and Tennessee's Monica Abbott (the winner) as one of three finalists.



## BIG 12 ALL-AMERICANS



31



N

12



11

ATM

10



8

BU



7



Leah Gulla

## GETTING RECOGNITION

With team accomplishments comes individual recognition. That adage has held true with the Oklahoma softball program, which has raked in just about every honor out there.

Start with the coaching staff. OU head coach Patty Gasso, the architect of the Sooners' move to the top of the softball world, has been named the Big 12 Coach of the Year three times - 1996, 1999, 2000. Gasso and her staff were named Speedline/NFCA Division I National Coaching Staff of the Year in 2000 after claiming the National Championship. The OU coaching staff has also garnered the NFCA Midwest Region Coaching Staff of the Year award on five occasions - 1996, 1999, 2000, 2001 and 2004.

OU players have accumulated more honors than any other conference member. The list starts with All-Americans, of which OU has 33. At the regional level, 76 players have landed on the team. Among the Big 12 ranks, 57 Sooners have notched first team conference awards. Add in a National Player of the Year finalist, six Big 12 Players of the Year, two Freshman of the Year honorees, two Defensive Players of the Year, one Newcomer of the Year, one Pitcher of the Year, 46 Players of the Week and 25 Pitchers of the Week and the list becomes overwhelming.

The softball program has always produced well-rounded athletes and the academic honors don't take a back seat. In 2000, Lana Moran became the first Sooner in any sport to garner the Academic All-American of the Year. Seven student-athletes have been named Academic All-Americans. Ten have earned Academic All-District recognition. A total of 36 were named Academic All-Big Eight and 65 have already earned Academic All-Big 12 acclaim.



Lana Moran

## DEFINITION OF A STUDENT-ATHLETE

Oklahoma pitcher Lana Moran took the term student-athlete to new heights with her 2000 Academic All-American of the Year recognition. The lone senior on the 2000 National Championship team, Moran captained the squad as she tallied a 26-2 mark with five shutouts in the circle. Moran's biggest achievement came in the classroom where the San Bernardino, Calif., native compiled a 3.88 GPA in sociology. Moran was a two-time GTE first team Academic All-American, a four-time Academic All-Big 12 selection and the first Sooner in any sport to be named the Academic All-American of the Year.



Susan Odgen



# BUILT ON *influence*

**1**

**Gold Medal Winner**

**3**

**Sooners on 2004 USA Elite Team**

**9**

**Sooners Invited to Team USA Tryouts**

**1965**

**Year of First Women's National Team**

**2008**

**Year OU Played Team USA in OKC**

**3,591**

**Attendance at the Team USA/OU Game**



The phone in Oklahoma head coach Patty Gasso's office rang three different times. Each time, the USA Elite team selection committee was on the other end. Each time they wanted Gasso to gauge the interest one of her players would have in playing for the 2004 Elite team.

After the third call, Gasso sat in her office and pondered what had happened over the last month. During that span, three Sooners had been invited (and accepted) to play in the First World University Softball Championships as members of the USA Elite team, which ranks only behind the Olympic team. Three Sooners were on the 16-player team, which was a first for any team at OU and only the fourth time any softball program had placed that many players on the squad at the same time.

It was just another sign that OU was among collegiate softball's creme de la creme but it still took some time to hit Gasso.

USA Softball's interest in the Oklahoma program continued during the summer of 2006 as alum Norrelle Dickson was one of 16 collegiate players to play on the USA World Team in Taiwan. Sooner players have been called on before. Former Sooners Kami Keiter and Heather Scaglione were rookies on the 2004 squad. Dickson, on the other hand, played in five tournaments with the Elite squad. Former Sooner Kristin Vesely played for the USA Junior National Team before her freshman year and alum Leah Gulla (2000-03) was part of the Olympic Trials. Additionally, Samantha Ricketts, as well as alums Christina Enea, Kelli Braitsch and Lisa Carey have received a number of tryouts.

Sooner softball has carved its niche into USA Softball and Gasso should be ready for future calls.



Norelle Dickson



Kami Keiter



Heather Scaglione



Kami Keiter, Heather Scaglione and Norelle Dickson

# BUILT ON guidance

## 1

All-NPF Selection

## 2

D.J. Mathis Taken Second Overall (2009)

## 3

Sooners Taken in First NPF Draft

## 5

Players Played in the WPF

## 8

Head Coaches in Gasso's Tree

## 13

NPF Draft Selections



"Coach Gasso was a great influence on my decision to become a coach. I loved her coaching style. She taught me how to be a student of the game. She taught me life lessons, as well as communication, leadership, discipline and professionalism. I bring those aspects to my program now that I'm a head coach. Coach Gasso was also instrumental in helping me achieve my goal of becoming a head coach. I owe her a lot of credit for where I am today."

**LISA CAREY**

*Melyssa Lombardi*



**GASSO COACHING PROTEGES**

<i>Name (Years, Staff Position)</i>	<i>Current Title</i>	<i>Current School</i>	<i>Location</i>
Lonni Alameda	Head	Florida State	Tallahassee, Fla.
Jennifer Sherman Birch	Head	Roseville HS	Roseville, Calif.
Lisa Carey	Head	Washburn	Topeka, Kan.
Casey Dickson	Head	Austin Peay	Clarksville, Tenn.
Howard Dobson (Asst.)	Head	Southern Miss	Hattiesburg, Miss.
Lauren Eckermann Turnbill	Assistant	Texarkana College	Texarkana, Texas
Erin Evans	Assistant	North Texas	Denton, Texas
Tiffany Weight Fairbourne	Assistant	Utah Valley State	Orem, Utah
Kelly Ford	Head	Mt. SAC	Walnut, Calif.
Melyssa Panzer Lombardi	Associate	Oklahoma	Norman, Okla.
D.J. Mathis	Assistant	North North HS	Norman, Okla.
Melanie Meuchel (Graduate Asst.)	Assistant	Nevada	Reno, Nevada
Courtney Scott (Graduate Asst.)	Assistant	Maryland	College Park, Md.
Jennifer Jaime Rocha (Graduate Asst.)	Assistant	Florida	Gainesville, Fla.
Craig Snider (Graduate Asst.)	Assistant	Stephen F. Austin	Nacogdoches, Texas
Genny Stidham (Asst.)	Head	Central Oklahoma	Edmond, Okla.
April Valdez	Assistant	Mt. SAC	Walnut, Calif.
Tim Walton (Asst.)	Head	Florida	Gainesville, Fla.
Andrea Davis Wilson	Head	Idaho State	Pocatello, Idaho



## SOONERS IN THE PROS

The Sooners have watched numerous alums graduate to the professional ranks. As far back as Jill Most, Jennifer Jaime and Lynnette Velasquez, OU has made an impact on the highest stage of softball.

During the inaugural National Pro Fastpitch college draft, three former Sooners were selected. Erin Evans made the most of her opportunity as a member of the Houston Thunder. Leah Gulla and Christy Ring were also drafted by Colorado in the first NPF draft.

Most recently, Samantha Ricketts was selected by the Akron Racers. Norrelle Dickson was picked as the sixth overall pick by the Akron Racers and was named an all-NPF selection in her first season with the team. Kristin Vesely was the fourth overall pick in the 2006 NPF draft and led the New England Riptide to the NPF title in her first season. In 2005, Oklahoma led all programs with three draftees in the 2005 NPF Senior Draft as Heather Scaglione was the first catcher selected and Kami Keiter (11th) and Christina Enea (13th) were also drafted.

<i>Name</i>	<i>Team-League</i>
Norelle Dickson	Akron Racers - NPF
Christina Enea	Chicago Bandits - NPF, LPFA Tour
Erin Evans	Rockford Thunder - NPF
Leah Gulla	Colorado Organization - NPF
Jennifer Jaime	Virginia Roadsters - WPF
Rachel Johnson	Tampa Bay Firestix - WPF
Jill Most	Carolina Diamonds - WPF
Savannah Long	Philadelphia Force - NPF
Susan Ogden	Akron Racers - NPF
Laura Purser	Durham Dragons - WPF
Kami Keiter	Akron Racers - NPF, LPFA Tour
Jessica Leslie	LPFA Tour
Lana Moran	Carolina Diamonds - WPF
Samantha Ricketts	Akron Racers-NPF
Christy Ring	Colorado Organization - NPF
Heather Scaglione	NY/NJ Juggernaut - NPF, LPFA Tour
Lynnette Velasquez	Georgia Pride - WPSL



April Valdez



Savannah Long



Christina Enea



Samantha Ricketts

# BUILT ON exposure

## 20

Games Webcast in 2009

## 67

Credentials Issued at 2009 Regional

## 1,000

Media Guides Published Annually

## 75,892

SoonerSports Facebook Followers

## 604,622

YouTube Video Views


## 665,868

Monthly Views at SoonerSports.com



"When I was growing up, the only games I saw were the ones I attended in person. Now, every single WCWS game is on ESPN along with other NCAA games throughout the year. It helps kids dream and that's amazing. It helps them have goals and, as a police officer, I know how important that is. It's also allowed me to keep up with OU now that I'm not in Norman. I'm always up-to-date with the Sooners and it's great to see them using such a variety of communication tools to make it happen."

**KELLI BRAITSCH**



#### MEDIA ATTENTION - PUBLIC AND SOCIAL

The Women's College World Series has been the biggest event in Oklahoma over the last few years. The Oklahoma softball team capitalized on that exposure by winning in its first trip to the WCWS in 2000.

Patty Gasso's squad enjoys more coverage than arguably any program in the country. The unique media landscape in Oklahoma has something to do with that. Five straight WCWS trips has been a bigger influence. Perhaps nothing better illustrates the softball program's rise than a June 2004, story in the largest paper in the state, *The Oklahoman*. Columnist Jenni Carlson boldly proclaimed head coach Patty Gasso as the best coach at the University. Carlson ranked Gasso's achievements above those of football coach Bob Stoops, basketball coach Sherri Coale and gymnastics coach Mark Williams. One opinion sparked argument throughout the state. Gasso couldn't buy publicity that good. But she and her teams have certainly earned it.

The Sooners are represented on the social media front. The University of Oklahoma Athletics Department has official pages on Facebook, Twitter and YouTube. The softball program utilizes all three to provide fans with a behind-the-scenes look at the program. Seniors Amber Flores (@ou\_amberflores) and Lindsey Vandever (@ou\_linzvandever) "tweet" throughout the season in addition to the team's account (@SoonerSoftball).

facebook



You Tube







# BUILT ON top-notch facilities



## THE COMPLEX

Marita Hynes Field at the OU Softball Complex has been one of the sparkling gems of the sport since it opened its doors in 1998. OU was one of the first schools outside of the Pac 10 to make the commitment to its softball program by building an exclusive facility for the sport. The trend caught on and Oklahoma was again leading the pack in women's athletics as new stadiums have sprung up across the national landscape. The OU Softball Complex uses a synthetic waterproof dirt on the infield and warning track, which allows Patty Gasso's team to train on the field minutes after a rain storm has moved through. The most recent addition to the facility was a 6,020-square-foot indoor facility opened in January 2009. The indoor facility features a 65' x 65' infield with Hilltopper infield dirt and storage for the team and grounds crew. The infield also accommodates four hitting lanes.

The complex provides permanent chair back and bleacher seating with a capacity of 1,000; a concessions building and rest rooms; press box; VIP lounge and a ticket office. The complex is equipped with a state-of-the-art underground drainage system, sprinkler system and batting cages. A paved parking lot was in place in time for the 1999 season and OU added the Robert E. Young & Family Softball Locker Room in 2002. The field was named for former softball coach and senior woman administrator, Marita Hynes, in 2004.





## A LOOK AT THE OU SOFTBALL COMPLEX

# 65 x 65

Surface area of the Indoor Facility

# 200

Feet down the lines

# 1,000

Number of Permanent Seats

# 1,645

Largest Facility Crowd Ever

# 1998

Year the OU Softball Complex Opened

# 2004

Year Marita Hynes Field was Dedicated

# 6,020

Square Footage of Indoor Facility



### SOFTBALL PIONEER

It's a tough task to find a single individual who has had more effect on the collegiate sport of softball and its rise in popularity than Marita Hynes. The longtime former senior woman administrator for Oklahoma actually served as the program's second softball coach. When she retired from coaching to begin a career as an administrator, she remained active in the softball world. She spearheaded the fund-raising campaign to build the OU Softball Complex and oversaw its construction. During those years, she helped lure the Women's College World Series to Oklahoma City. For all her contributions to OU and beyond, the athletics department officially christened the playing surface as Marita Hynes Field on April 24, 2004.



# BUILT ON excitement

## 1

Junior PA Announcer Each Game

## 80

Contest Winners Per Season

## 500

Bases Run a Season on Kids' Day

## 1,500

Autographs Handed Out Each Season

## 7,500

Giveaways Per Season

## 31,500

K Cards Held Up in a Season



"Sooner fans are the best! The support our program gets from our fans is outstanding. It's one of the best feelings in the world to be able to play in front of that many people who are cheering for you. They are the best fans in the country. I love meeting our fans on autograph day and after games. Coming to play softball here is the whole package. Not only do you become a better student and better softball player, you become a better person. You get the best of everything."

**AMBER FLORES**







# BUILT ON strength

## 6

**Mileage for Triathlon Bike Ride**

## 8

**Staff Members**

## 13

**Lifting Stations**

## 150

**Softball Power Clean Max (Individual)**

## 235

**Softball Squat Max (Individual)**

## 13,000

**Square Footage of the Siefried Complex**



### THE PROGRAM

Oklahoma's weight training program is a pioneer in the development of strength and conditioning, and is a vital part of the Sooners' traditional success. OU strength and conditioning coaches utilize their expertise along with a wide array of equipment and tests to produce national championship-caliber athletes.

Evaluation, goal-oriented programs, supervision and state-of-the-art facilities help Oklahoma athletes become bigger, faster, stronger and more flexible. The Robin Siegfried & Family Strength and Conditioning Complex, located in the Barry Switzer Center, has 13,000 square feet to facilitate the intensive training of OU athletes.

The objective of the strength and conditioning program is to ensure each student-athlete in every sport is provided with a sound in-season and off-season program. This program of activity includes strength, conditioning, flexibility and nutrition. A strength and conditioning coordinator for each sport is provided to assist athletes in reaching the highest possible training levels.

Located at the south end of Oklahoma Memorial Stadium, the Barry Switzer Center houses administrative offices, the football locker room, the equipment room, the 8,000-square-foot Henry Freede Sports Medicine Facility and the 7,000-square-foot Touchdown Club Legends Lobby in addition to the Siegfried Strength and Conditioning Complex.



## THE TRIATHLON

Before the start of the fall season, the OU softball team tackles one of its toughest strength and conditioning tests of the year - the annual triathlon. The event features a three mile run, a six-mile bike ride and a swim. The mental test is designed to push the student-athletes to finish and overcome challenges. An overall winner is named, as well as second and third-place finishers. Each event also has a winner. The event is considered the first step on the ladder of the team's ultimate goal - a national championship.



### STRENGTH AND CONDITIONING COACH NANCY DERRICK

Nancy Derrick begins her first season as the strength and conditioning coach for the University of Oklahoma softball team. Derrick comes to OU from the University of Louisiana-Monroe where she was an assistant strength coach from 2006-08. While completing her degree requirements at her alma mater, Derrick was a graduate assistant strength coach at Auburn from 2004-06.

Derrick holds certifications from the Collegiate Strength and Conditioning Coaches Association and the National Strength and Conditioning Association. Derrick received her bachelor of science in health promotion in 2004. In 2006, she earned her master's degree in exercise physiology from AU. The Johnston, S.C., native was a member of the Auburn women's basketball team for four years.

Wendy Trott



# BUILT ON *care*

## 2

**Trainers With the Softball Team**

## 14

**Ice Bags Handed Out Each Day**

## 15

**Heating Treatments Each Day**

## 55


**Hours Spent With the Team Each Week**

## 200

**Rolls of Tape Used Each Season**

## 790

**Preventative Tape Wraps Each Season**



### COMPREHENSIVE REHABILITATION

Oklahoma feels a strong responsibility to help its athletes reach and maintain their optimum health and achieve conditioning goals. For this reason, OU has developed excellent training and conditioning programs to lessen the possibility of injuries. However, should injuries occur, the department is committed to a comprehensive rehabilitation program. Complete athletically-related medical services are provided to Oklahoma student-athletes by team physicians and OU's certified athletic trainers. The University of Oklahoma obtains the services of the best medical consultants available.

The base of operation for the Sooners' medical care is the state-of-the-art Henry J. Freede, M.D. Sports Medicine Center in the Barry Switzer Center. The addition to the Barry Switzer Center has allowed the university to upgrade to a new edition of rehabilitation equipment that can best benefit the student-athletes. From simple therabands to taping tables, the new facility offers everything a school can have or hope to have. The Sooner training room is equipped to perform isokinetic joint evaluation for preventive medicine and for post-injury rehabilitation. The therapy room is supplied with the latest modalities on the market.

A total team effort is the key to OU's efficiency in preventing, treating and rehabilitating injuries sustained by student-athletes. These measures keep Sooner athletes at their highest level of performance as they compete for championships.


"Sports medicine is a team effort," said OU head trainer Scott Anderson. "The stated goal of athletic training at Oklahoma is, first of all, care for the student-athletes, thereby granting our sports a competitive advantage and ultimately greater esteem for the entire program. To that end, we are blessed with a full complement of self-sacrificing medical professionals working on a regular basis with our athletic training staff."





"After having shoulder surgery my sophomore year, the entire training staff was a big part of me being able to get back on the field. Nearly every day after my surgery I spent time in the training room rehabilitating my shoulder with our trainers. They did everything they could think of to get me back as soon as possible. I struggled some after surgery for the rest of my career, and by my senior year Jace, Dr. Pasque and Jim Hillis were working with me pretty much every day to find ways I could pitch. Without them, there is no way I would have been able to make it through my senior season. Anything I needed, they found a way to help me, and they went above and beyond in making sure I was ready to go on gameday."

**D.J. MATHIS**



#### **ATHLETIC TRAINER JACE COBB**

Jace Cobb, ATC/LAT, is in his first season as the graduate athletic trainer for the University of Oklahoma softball team. Prior to coming to Norman, Cobb was a student trainer at his alma mater, LSU. He worked with the Tiger football, men's basketball and softball teams for three seasons. During the summer of 2006, Cobb was an intern athletic trainer with the Chicago Bears organization.

The Pass Christian, Miss., native holds a bachelor's degree in kinesiology with a concentration in athletic training. Cobb is currently working towards his master's degree in human relations from OU.



# BUILT ON service

**3**

**Team Projects Each Semester**

**6**

**Hours Read to Students**

**65**

**Total Hours Volunteered**

**75**

**Student-Athlete Volunteers Monthly**

**147**

**People Reached Through Softball Projects**

**500**

**Canned Goods Collected in November**

Haley Anderson



## COMMUNITY COMES FIRST

The mission of the University of Oklahoma Athletics Department is to inspire champions today and prepare leaders of tomorrow by providing opportunities and support for student-athletes to develop an appreciation for community service, skills for life and reach their highest academic potential.

Each semester, the University of Oklahoma softball team reaches out into the Norman and Oklahoma City communities to perform a variety of community service projects.

The team has visited schools in the area to read to students, handed out food at Thanksgiving, helped with campus clean-up projects, visited The Children's Hospital at OU Medical Center and helped build a Habitat for Humanity home.

## FALL 2009 PROJECTS

Habitat for Humanity  
Journey Church – Operation Shoebox  
Grace Living Center Visitation  
Elementary School Readings  
Athletics Department Canned Food Drive





Lindsey Vandever



Kirsten Allen



"As a student-athlete at the University of Oklahoma, the reason I did community service was because it was important for me to give back to others around me. I was blessed with the amazing opportunity to be a Sooner and with that came recognition in the community. Being able to go into a middle school classroom, a children's hospital, or any other type of service I did and see the excitement when the children or people realized Sooner athletes were giving their time to them was a great experience and worth every minute. I loved being able to use my position to give back and influence others, especially kids in the community."

**SAMANTHA RICKETTS**

*Shown above with some of her campers from a Fellowship of Christian Athletes summer camp*



# BUILT ON university

1

There's Only One Oklahoma

10

Rated 10th best by *PC Magazine*

20

Different Colleges

158

Baccalaureate Degrees Offered

1890

Year OU was Founded

30,000

Student Enrollment at OU

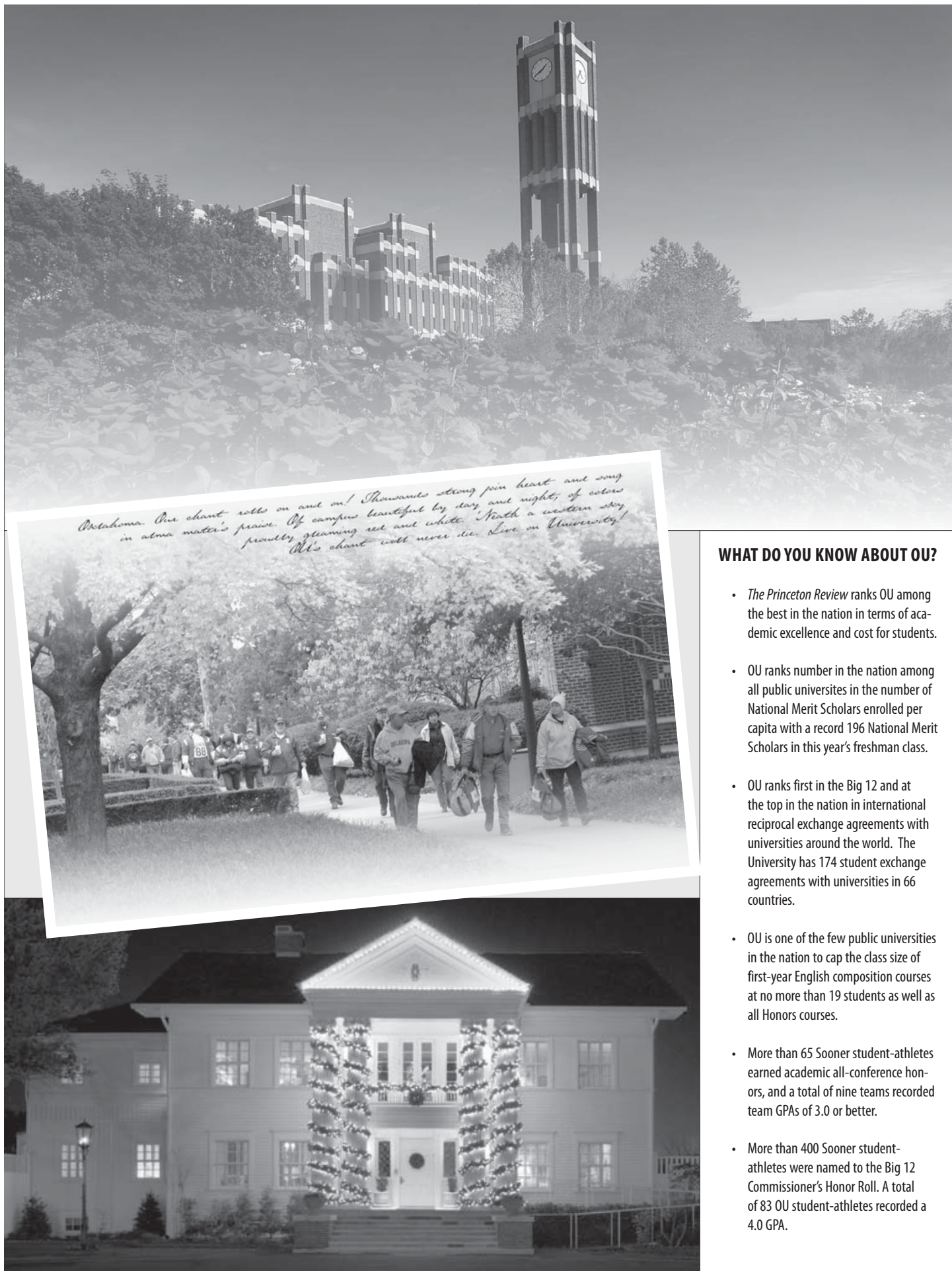


#### FLAGSHIP EDUCATIONAL INSTITUTION

Created by the Oklahoma Territorial Legislature in 1890, the University of Oklahoma is a doctoral degree-granting research university serving the educational, cultural, economic and health care needs of the state, region and nation.

OU enrolls more than 30,000 students, has more than 2,400 full-time faculty members, and has 20 colleges offering 158 majors at the baccalaureate level, 167 majors at the master's level, 81 majors at the doctoral level, 26 majors at the doctoral professional level, and 24 graduate certificates. The university's annual operating budget is \$1.48 billion.





*Oklahoma. Our chant rolls on and on! Thousands strong join heart and song  
in alma mater's praise. Of campus beautiful by day and night, of colors  
proudly gleaming red and white. North a western sky  
Our chant will never die. Live on University!*

#### WHAT DO YOU KNOW ABOUT OU?

- *The Princeton Review* ranks OU among the best in the nation in terms of academic excellence and cost for students.
- OU ranks number in the nation among all public universities in the number of National Merit Scholars enrolled per capita with a record 196 National Merit Scholars in this year's freshman class.
- OU ranks first in the Big 12 and at the top in the nation in international reciprocal exchange agreements with universities around the world. The University has 174 student exchange agreements with universities in 66 countries.
- OU is one of the few public universities in the nation to cap the class size of first-year English composition courses at no more than 19 students as well as all Honors courses.
- More than 65 Sooner student-athletes earned academic all-conference honors, and a total of nine teams recorded team GPAs of 3.0 or better.
- More than 400 Sooner student-athletes were named to the Big 12 Commissioner's Honor Roll. A total of 83 OU student-athletes recorded a 4.0 GPA.

# BUILT ON *academics*

## 12

Teams with a 3.0+ GPA (Spring 2009)

## 83

Student-Athletes with a 4.0 GPA

## 87

Sooners Named Academic All-Conference

## 90

Hours Academic Center is Open

## 400

Commissioner's Honor Roll Honorees

## 35,000

Square Feet Dedicated to Academics

### PREPARING LEADERS FOR TOMORROW

The recent Gaylord Family - Oklahoma Memorial Stadium expansion and improvement included remodeled office space in the facility's north end. The largest piece of that project was the Prentice Gautt Academic Center. Some 35,000 square feet are dedicated to the academic pursuits of Sooner student-athletes.

Indeed, there is considerable emphasis on classroom performance at OU. The center staff has achievement as its focus, a fact that is reflected in a graduation rate that exceeds that of the general student body. In addition to its academic work, the staff assists in several life skills areas designed to enrich students in a broad range of tasks.


A total of 65 softball student-athletes have been named to the Academic All-Big 12 teams. Ten Sooners have earned Academic All-District honors and Lana Moran was named the softball Academic All-American of the Year in 2000.



Norrelle Dickson



Samantha Ricketts and Jeannie Douglas



### THE LEGACY OF PRENTICE GAULT

The OU Academics Center that today's student-athletes use everyday bears the name of the man who left an indelible legacy for Sooner Athletics and helped change a society in the process.

"It is appropriate that this center be named after Prentice Gault," University of Oklahoma President David L. Boren said. "His personal values and character, along with his leadership as associate commissioner of the Big 12 Conference, continue to bring pride to his alma mater."

"His personal example of quiet courage, grace under pressure, and dedication to the university helped open the doors of opportunity for countless number of African-American and minority student-athletes who have followed him into collegiate athletics."

# BUILT ON *excellence*

**3**

**Big 12 Coaches of the Year**

**3**

**Big 12 Freshmen of the Year**

**7**

**Big 12 Players of the Year**

**10**

**Individual Conference Titles**

**27**

**All-Americans**

**46**

**First Team All-Conference Honors**



*Big 12 Sportswoman of the Year Courtney Paris*




*Johnny Bench award winner J.T. Wise*





Men's Gymnastics All-Around National Champion Steven Legendre



Triple Jump National Champion Will Claye



Men's Basketball National Player of the Year Blake Griffin

# BUILT ON *community*

## 18

Miles Between Norman and OKC

## 625

Square Miles in Oklahoma City

## 1889

Year Both Cities Were Founded

## 4,000


Capacity of Bricktown's Restaurants

## 100,000

Population of Norman

## 1,000,000

Population of the OKC Metro Area



### **NORMAN - HOME OF THE SOONERS**

Norman is an ever-changing city of nearly 100,000 residents. Located in the heart of the state, it has grown to become the third largest city in Oklahoma. Despite its continuous growth, it has maintained the spirit and serenity of a small, close-knit community.

Since the Oklahoma Land Rush of 1889, Norman has grown into a popular and smart city. The spirit of Norman and its citizens is unwavering and uncompromising. While other towns were clamoring to become the state capital, Norman residents wanted to have the first state university. When the first OU president got off the train and saw a prairie, he saw opportunity.

As home to the state's premier educational institution, Norman boasts an excellent quality of life and is a city that thrives on and celebrates the diversity of its community. Legendary University of Oklahoma football coach Barry Switzer called Norman "a university town with a championship spirit."





## OKLAHOMA CITY

Oklahoma City, the state's capital, is located just 18 miles north of the Norman campus. It was the first city settled in the Land Run of 1889 because of its position at the center of the state.

Oklahoma City offers a variety of attractions and activities different from any other place in the country. Oklahoma City sprawls across 625 square miles of America's heartland. The city's metro population numbers more than one million -- a third of the entire state's population.

Oklahoma City has become a haven for exciting sports action. It is home to an NBA franchise - the Oklahoma City Thunder, two minor league teams and is the host of the NCAA College Softball World Series.

Located just southeast of downtown, Bricktown is Oklahoma City's entertainment and dining district. Restaurants with a total capacity of more than 4,000 seats, shopping, and a generous helping of turn-of-the-century charm has turned Bricktown into a hotspot for Oklahoma City nights.

# BUILT ON support

## 1

**Dream for a National Championship**

## 5

**Membership Levels**

## 24

**Reasons to be a Member**

## 50

**Diamond Club Tournament Volunteers**

## 300

**Membership Goal for 2010**

## 1,000

**Seats to Fill**



*University of Oklahoma Women's Softball*

**OU DIAMOND Club**

The time has arrived to start thinking about Sooner Softball 2010. We are excited about the upcoming season and have worked diligently in the fall preparing for another run at the National Championship.

Our team returns the 2009 Big 12 Player of the Year in Amber Flores, one All-American, two Central Region selections and eight All-Big 12 honorees. With the addition of a very talented freshman class, this team has the ingredients to compete for the Big 12 and National Championship titles.

We have great expectations in 2010, the largest being a sixth trip to the Women's College World Series and a chance to bring another National Championship to the University of Oklahoma. By purchasing a season ticket, you will join us in our journey. It is very important to have that "home field advantage" at the Marita Hynes Field. Your support in the stands is vital to our success. We have 18 home games on the schedule with top quality competition. You won't want to miss it!

Sooner Softball is a great value for you and your family! We can't wait for the season to start and would like for you to be there to experience the excitement with us!

See you in the stands!

*Patty Gasso*

Head Coach Patty Gasso

#### **DIAMOND CLUB BENEFITS**

Poster, media guide and schedule card

Periodic season updates

Welcome letter from team member

Invitation to preseason banquet

Invitation to membership gathering at the clubhouse

If you are interested in supporting the 2010 Oklahoma softball team by joining the Diamond Club, please contact OU Athletics Development at 180 West Brooks, Norman, OK 73019, or via telephone at (405) 325-8000.



# BUILT ON teaching

## 8

**Youngest Age for a Camper**

## 9

**Camp Days for Summer 2010**

## 18

**Oldest Age for a Camper**

## 40

**Staff Members in 2009**

## 509

**Campers in 2009**

# (405) 325-8361

**Number to Call for More Information**



### **ADVANCED CAMP | JUNE 13-17, 2010**

This camp is designed to work with advanced softball athletes entering the 9th grade through 12th grade. Camp instructors will work with individuals on all aspects of the game (hitting, defense, pitching, catching, strategy and mental training.) The major emphasis will be to prepare athletes for advanced level of competition through individual and team development in a competitive environment.

### **SOONER CAMP | JUNE 20-23, 2010**

This camp is designed to work with athletes between the ages of 8 and 18. The Sooner Softball Camp will provide the best professional instruction for campers of all skill levels in a fun-filled & competitive environment. The emphasis will be on individual skill development in all parts of the game and the opportunity to incorporate these skills in game-like situations. Campers will be placed with others of similar age and skill level.

### **CAMP STAFF**

Oklahoma head coach Patty Gasso, associate head coach Melyssa Lombardi and assistant coach Tripp MacKay serve as camp instructors for all sessions. For more information, visit <http://www.soonersoftballcamps.com>.

### **MAILING LIST**

Please call or e-mail your daughter's full name, address, birth date and date of high school graduation to [kaycee@ou.edu](mailto:kaycee@ou.edu). Her name will be added to our mailing list and she will receive a camp brochure.

### **ENROLLMENT**

Contact the University of Oklahoma softball offices at (405) 325-8361 to obtain a camp application. Complete the application form and return it with the full fee required to the address indicated on the form. The fee is non-refundable unless accompanied by a doctor's note due to a medical emergency. All returned checks are subject to an additional \$20 fee.

### **HOUSING AND FOOD**

Campers will live on the University of Oklahoma campus in University Housing under the supervision of camp staff. All meals will be provided at a university cafeteria under the direction of a licensed dietitian.

### **INSURANCE**

Insurance coverage will be provided by Coaches' Choice which is a very comprehensive camp insurance program consisting of the following coverages: Accident-Medical-General Liability and Lifetime Catastrophic. *Note: A \$50 deductible is charged to any individual filing a claim.*

# ATHLETICS COMMUNICATIONS



**KENNY MOSSMAN**  
Senior Associate AD  
for Communications  
Football



**MIKE HOUCK**  
Associate Director  
Athletics Communications  
Men's Basketball



**JARED THOMPSON**  
Associate Director  
Athletics Communications  
Women's Basketball



**DAVID BASSITY**  
Assistant Director  
Athletics Communications  
Football/Track & Field



**CASSIE GAGE**  
Assistant Director  
Athletics Communications  
Volleyball/Softball



**CRAIG MORAN**  
Assistant Director  
Athletics Communications  
Soccer/Baseball



**MITCH HECKART**  
Graduate Assistant  
Athletics Communications  
Wrestling



**PHILLIP ROGERS**  
Graduate Assistant  
Athletics Communications  
W Gymnastics/M Golf



**DEBBIE COPP**  
Director of Publications



**SCOTT MATTHEWS**  
Director of Graphic Design



**JASON MATHESON**  
Director of Internet Services



**TORY KUKOWSKI**  
Assistant Director of Internet  
Services

## OU ATHLETICS COMMUNICATIONS

Communications Main Phone ..... 405/325-8231  
Communications Fax ..... 405/325-7623

## MAILING AND OVERNIGHT ADDRESS

University of Oklahoma Athletics Communications  
Gaylord Family - Oklahoma Memorial Stadium  
180 West Brooks, Suite 2525  
Norman, OK 73019

## OKLAHOMA SOFTBALL ONLINE

Official OU Athletics ..... SoonerSports.com  
OU Athletics Media ..... SoonerSportsMedia.com  
Big 12 Conference ..... Big12sports.com

## COMMUNICATIONS STUDENT ASSISTANTS

Jason Bodin ..... Men's Tennis  
Leslie Koch ..... Women's Tennis  
Stephanie Turner ..... Women's Golf  
Matt Wilson ..... Men's Gymnastics  
Jennifer Van Tuyl ..... Rowing  
Lacy Barnes  
Breia Brissey  
Ben Coldagelli  
Natalie Himes  
Ally La Rocque

## OU ATHLETICS PHONE DIRECTORY (ALL NUMBERS 405 + 325 + EXTENSION)

OU Athletics Main Line ..... 8200  
OU Athletics Ticket Office ..... 2424  
Joe Castiglione, Director of Athletics ..... 8208  
Larry Naifeh, Executive Associate AD ..... 8241  
Gloria Nevarez, Senior Associate AD/SWA ..... 7718  
Dr. Gerald Gurney, Senior Associate AD/Academics ... 8265  
Jason Leonard, Executive Director of Compliance .... 7719  
Greg Phillips, Senior Associate AD/CFO ..... 8241  
Billy Ray Johnson, Associate AD/Ticket Operations ... 8133  
Luther Lee, Assistant AD/Business ..... 1844  
Robert Smith, Assistant AD/Internal Operations ..... 8440  
Matt Roberts, Assistant AD/Development ..... 8000  
Greg Tipton, Assistant AD/Equipment Operations .... 8390  
Charlie Taylor, Assistant AD/Marketing ..... 7811  
Dr. Nicki Moore, Assistant AD/Psych Resources ..... 8144  
Scott Anderson, Head Athletics Trainer ..... 8332  
Jeff Salmond, Athletics Fields Management ..... 8289  
Eric Barnhart, Gen. Mgr., Sooner Sports Properties ... 2148  
Brandon Meier, Executive Director of Video Production .. 8875  
Danny Davis, Director of Facilities ..... 8235  
Lindy Roberts, Director of Event Management ..... 8235  
Dave Haskin, Director of Marketing ..... 8232  
Beth Kelly, Manager of Financial Support Services .... 8452  
Jerry Schmidt, Director of Sports Enhancement ..... 8370  
Renata Hays, Director of Brand Development ..... 8547

## SOFTBALL STAFF PHONE DIRECTORY (ALL NUMBERS 405 + 325 + EXTENSION)

OU Softball Main Line ..... 8361  
Kaycee Clark, Director of Operations ..... 8377  
Nancy Derrick, Strength and Conditioning Coach ..... 8330  
Cassie Gage, Assistant Director/Communications ..... 8372  
Danny Haynor, Assistant Director/Event Management. 8203  
Todd Knisley, Assistant Director/Marketing ..... 8237  
Scott Milette, Athletics Fields/Softball ..... 8289  
Sylvia Wharton, Ticket Office ..... 8515  
Jace Cobb, Graduate Assistant Athletics Trainer ..... 8331

## 2010 MEDIA GUIDE CREDITS

*The 2010 softball guide was designed and produced by the University of Oklahoma Athletics Department in Norman, Okla., using Adobe InDesign and Adobe Photoshop on Windows 7. The guide and covers were printed by Transcript Press and distributed at no cost to the taxpayers of the State of Oklahoma (January 2010).*

## GUIDE DESIGN/WRITER

Cassie Gage, Assistant Communications Director

## COVERS

Director of Graphic Design Scott Matthews and Kelsey Hargens

## SPECIAL THANKS

Lacy Barnes, Director of Publications Debbie Copp, Richard Groves and Jennifer Van Tuyl

## PHOTOGRAPHY

Candid Color, Debbie Malone, Norman Convention and Visitor's Bureau, Oklahoma City Convention and Visitor's Bureau, Ty Russell, Shevaun Williams, John Williamson and the Oklahoma Athletics Communications files



*Nike is the official sponsor of the Oklahoma softball program.*



# MEDIA INFORMATION

## COVERING PRACTICE

All practices are open to the public. The Sooners will regularly practice at the OU Softball Complex. If inclement weather occurs, they will practice indoors. Members of the media are asked to inform the athletics communications office when they will be attending practice. All those attending practice are asked to stay off the field.

## CREDENTIAL REQUESTS

Media credentials for University of Oklahoma home games should be requested at least 24 hours prior to the event. Space is limited in the press box at the Oklahoma Softball Complex and credentials will be given on a first-come, first-served basis. For contests at Don E. Porter Hall of Fame Stadium in Oklahoma City, credentials need to be requested one week prior to the event.

## TELEPHONE AVAILABILITY

Telephone lines can be ordered for the OU Softball Complex press box any time before or during the season by calling the OU Telecommunications Office at (405) 325-1873. For games in Oklahoma City at Don E. Porter Hall of Fame Stadium, access to phones is limited. Media should contact AT&T at (800) 640-7250 to arrange their own lines.

## GAME DAY MEDIA SERVICES

Weekly OU and Big 12 media releases are provided to media covering OU via the Internet. The Oklahoma athletics communications staff uses The Automated Scorebook to provide box scores and play-by-play immediately following the completion of each game. The athletics communications staff will also provide a game summary which will be e-mailed to all local media and those outlets that request it.

## POSTGAME INTERVIEWS

After a brief 10-minute cooling-off period following the game, all coaches and players will be available for interviews in the OU Clubhouse at the OU Softball Complex.

## INTERVIEWING COACH GASSO

Media members wishing to interview head coach Patty Gasso may call her directly at (405) 325-8371. Coach Gasso is generally available for interviews weekday mornings and early afternoons prior to practice.

## INTERVIEWING STUDENT-ATHLETES

Interviews with University of Oklahoma softball players must be arranged through Cassie Gage of the OU Athletics Communications Office and requested at least 24 hours in advance. Please call Gage at (405) 325-8372.

## SOONERSPORTS.COM

For the latest information on OU softball, including schedule, results, rosters, stats, game notes, standings, interviews and photos, visit the official web site of University of Oklahoma athletics at [www.SoonerSports.com](http://www.SoonerSports.com). Fans can also purchase an All-Access pass which will carry live video and audio feeds of numerous games this season.

Oklahoma's official athletics site, [SoonerSports.com](http://www.SoonerSports.com), ranked in the top five across the board in CBS College Sports' rankings of the 213 school and conference sites in its network for the past year.

The University of Oklahoma, in conjunction with its multimedia rights partner, Sooner Sports Properties, signed on to become a partner in CBS College Sports Network, the industry leader for online networks. It operates Oklahoma's official athletics Web site, providing Sooner fans with the most in-depth coverage and interactive content of Oklahoma sports that has ever been available.

For many, the site serves as the front door to the Sooner experience. [SoonerSports.com](http://www.SoonerSports.com) also provides an integral link between OU student-athletes, their families, coaches, Oklahoma students, fans, prospective student-athletes, alumni, media, donors, corporate partners, the University and peer institutions in the Big 12 Conference and the NCAA.








In addition to Oklahoma All-Access, CBS College Sports Network launched a custom Web site with a variety of online features, including an e-commerce store, photo galleries and CBS College Sports Network's exclusive GameTracker™ technology, which allows fans to follow live simulated game action, details and full play-by-play of their favorite Sooner sports.



Head Coach Patty Gasso




# OPPONENT DIRECTORY

OPPONENT	GAME INFO	UNIVERSITY	HEAD COACH	COMMUNICATIONS
	<b>MICHIGAN</b> February 12   1 p.m. CT Clermont, Fla. <i>National Collegiate Invitational</i>	<b>WOLVERINES</b> Ann Arbor, Mich. Maize and Blue Big Ten Conference	<b>CAROL HUTCHINS</b> Michigan State, 1979 26th season at UM 1,107-393-4 (.737) at UM	<b>LEAH HOWARD</b> lchoward@umich.edu 734/615-0679 (o) 734/647-1188 (f)
	<b>UCF</b> February 12   4 p.m. CT Clermont, Fla. <i>National Collegiate Invitational</i>	<b>KNIGHTS</b> Orlando, Fla. Black and Gold Conference USA	<b>RENEE LUERS-GILLISPIE</b> West Texas State, 1984 Ninth season at UCF 305-210-1 (.591) at UCF	<b>SARAH TARASEWICZ</b> sarah@athletics.ucf.edu 407/823-6489 (o) 407/256-8111 (c)
	<b>FLORIDA ATLANTIC</b> February 13   10 a.m. CT Clermont, Fla. <i>National Collegiate Invitational</i>	<b>OWLS</b> Boca Raton, Fla. Blue and Red Sun Belt Conference	<b>JOAN JOYCE</b> Chapman College, 1966 16th season at FAU 652-352 (.649) at FAU	<b>JUSTIN JOHNSON</b> jjohn218@fau.edu 561/297-3513 (o) 561/297-3963 (f)
	<b>CHATTANOOGA</b> February 13   Noon CT Clermont, Fla. <i>National Collegiate Invitational</i>	<b>MOCS</b> Chattanooga, Tenn. Navy, Old Gold and Silver Southern Conference	<b>FRANK REED</b> Western States Ninth season at UTC 316-203 (.609) at UTC	<b>NATE BLYTHE</b> Nate-Blythe@utc.edu 423/425-2116 (o) 772/240-8742 (c)
	<b>TENNESSEE</b> February 14   8 a.m. CT Clermont, Fla. <i>National Collegiate Invitational</i>	<b>LADY VOLUNTEERS</b> Knoxville, Tenn. Orange and White Southeastern Conference	<b>RALPH &amp; KAREN WEEKLY</b> Arizona St., 1973/Pacific Lutheran, 1986 Eighth season at UT 416-135-2 (.754) at UT	<b>BRIAN DAVIS</b> bdavis16@utk.edu 865/974-7478 (o) 865/696-7947 (c)
	<b>ST. GREGORY'S</b> February 16   3 p.m. CT   Norman	<b>CAVALIERS</b> Shawnee, Okla. Red and Blue NAIA	<b>HEATHER SHANAHAN</b> Oklahoma City, 1993 Sixth season at SGU	<b>TODD EILERT</b> teiert@stgregorys.edu 405/878-5100, ext. 5375
	<b>CAL STATE FULLERTON</b> February 19   3:30 p.m. CT Las Vegas, Nev. <i>Louisville Slugger Desert Classic</i>	<b>TITANS</b> Fullerton, Calif. Navy Blue, Orange and White Big West Conference	<b>MICHELLE GROMACKI</b> Cal State Fullerton, 1987 11th season at CSF 367-208-1 (.638) at CSF	<b>JASON SPENCER</b> jspencer@fullerton.edu 657/278-7547 (o) 714/904-7547 (c)
	<b>NORTHWESTERN</b> February 19   5:45 p.m. CT Las Vegas, Nev. <i>Louisville Slugger Desert Classic</i>	<b>WILDCATS</b> Evanston, Ill. Purple and White Big Ten Conference	<b>KATE DROHAN</b> Providence, 1995 Ninth season at NU 309-134-1 (.696) at NU	<b>DOUG MEFFLEY</b> d-meffley@northwestern.edu 847/491-3688 (o) 847/491-8818 (f)
	<b>BOISE STATE</b> February 20   11 a.m. CT Las Vegas, Nev. <i>Louisville Slugger Desert Classic</i>	<b>BRONCOS</b> Boise, Idaho Blue and Orange Western Athletic Conference	<b>ERIN THORPE</b> UC San Diego, 2000 Second season at BSU 22-30 (.423) at BSU	<b>STEVEN OLVEDA</b> stevenolveda@boisestate.edu 208/426-1106 (o) 916-521-7481 (c)
	<b>CALIFORNIA</b> February 20   3:30 p.m. CT Las Vegas, Nev. <i>Louisville Slugger Desert Classic</i>	<b>GOLDEN BEARS</b> Berkeley, Calif. Blue and Gold Pacific-10 Conference	<b>DIANE NINEMIRE</b> 23rd season at UC Nebraska-Omaha, 1980 970-477 (.657) career record	<b>ANNA OLESON-WHEELER</b> aowheeler@berkeley.edu 510/643-5846 (o) 510/643-7778 (f)













# OPPONENT DIRECTORY

COMMUNICATIONS	HEAD COACH	UNIVERSITY	GAME INFO	OPPONENT
<b>ANDREA OHTA</b> aohta@csulb.edu 562/985-8569 (o) 562/505-1297 (c)	<b>KIM SOWDER</b> Long Beach State, 1993 Fourth season at LBSU 103-63 (.620) at LBSU	<b>49ERS</b> Long Beach, Calif. Black and Gold Big West Conference	<b>LONG BEACH STATE</b> February 21   11 a.m. CT Las Vegas, Nev. <i>Louisville Slugger Desert Classic</i>	
<b>JAMIE MCCONEGHY</b> jmcconeg@mail.sdsu.edu 619/594-4348 (o) 607/435-5577 (c)	<b>KATHY VAN WYK</b> Cal State Fullerton, 1983 14th season at SDSU 441-313-1 (.585) career record	<b>AZTECS</b> San Diego, Calif. Scarlet and Black Mountain West Conference	<b>SAN DIEGO STATE</b> February 25   5:30 p.m. CT Cathedral City, Calif. <i>Cathedral City Classic</i>	
<b>BEN LASKEY</b> b_laskey@pacific.edu 209/946-2730 (o) 209/946-2757 (f)	<b>BRIAN KOLZE</b> Cal State Northridge, 1984 18th season at UP 519-436-1 (.543) at UP	<b>TIGERS</b> Stockton, Calif. Orange and Black Big West Conference	<b>PACIFIC</b> February 25   8 p.m. CT Cathedral City, Calif. <i>Cathedral City Classic</i>	
<b>ROSIE LEUTZINGER</b> rleutzin@uw.edu 206/685-3119 (o) 206/406-2007 (c)	<b>HEATHER TARR</b> Washington, 1997 Sixth season at UW 193-103-1 (.650) at UW	<b>HUSKIES</b> Seattle, Wash. Purple and Gold Pacific-10 Conference	<b>WASHINGTON</b> February 26   3 p.m. CT Cathedral City, Calif. <i>Cathedral City Classic</i>	
<b>MELODY STOCKWELL</b> melody.stockwell@oregonstate.edu 541/737-3720 (o) 541/737-3072 (f)	<b>KIRK WALKER</b> UCLA, 1988 16th season at OSU 515-408-3 (.561) at OSU	<b>BEAVERS</b> Corvallis, Ore. Orange and Black Pacific-10 Conference	<b>OREGON STATE</b> February 26   8 p.m. CT Cathedral City, Calif. <i>Cathedral City Classic</i>	
<b>KARA NISHIMURA</b> karakn@hawaii.edu 808/956-5087 (o) 808/497-0638 (c)	<b>BOB COOLEN</b> Wesleyan, 1980 19th year at UH 667-412-1 (.618) at UH	<b>RAINBOW WAHINE</b> Honolulu, Hawai'i Green, White, Silver and Black Western Athletic Conference	<b>HAWAI'I</b> February 27   12:30 p.m. CT Cathedral City, Calif. <i>Cathedral City Classic</i>	
<b>ERIC HOLLIER</b> eric-hollier@utulsa.edu 918/631-2492 (o) 225/978-4590 (c)	<b>JOHN BARGFELDT</b> Anderson, 1981 Sixth season at TU 138-94 (.595) career record	<b>GOLDEN HURRICANE</b> Tulsa, Okla. Old Gold, Royal Blue and Crimson Conference USA	<b>TULSA</b> March 3   6 p.m. CT   Norman March 23   6 p.m. CT   Tulsa	
<b>CHAD HARTLEY</b> hartleyc@unr.edu 775/682-6982 (o) 775/229-5513 (c)	<b>MATT MEUCHEL</b> Arizona State, 2000 Second season at at Nevada 40-19 (.678) career record	<b>WOLF PACK</b> Reno, Nev. Navy Blue and Silver Western Athletic Conference	<b>NEVADA</b> March 5   6 p.m. CT   Norman	
<b>MIKE NOTEWARE</b> mike.noteaware@okstate.edu 405/744-7756 (o) 405/612-4843 (c)	<b>RICH WIELIGMAN</b> Lubbock Christian, 1985 Fourth season at OSU 87-80 (.521) at OSU	<b>COWGIRLS</b> Stillwater, Okla. Orange and Black Big 12 Conference	<b>OKLAHOMA STATE</b> March 6   3 p.m. CT   Oklahoma City <i>The Preview featuring Bedlam</i> April 7   7 p.m.   Stillwater April 28   7 p.m.   Norman	
<b>LORI KORTE</b> lori.korte@louisville.edu 502/852-3086 (o) 502/852-7401 (f)	<b>SANDY PEARSALL</b> Oregon State, 1983 11th season at UL 372-217 (.632) at UL	<b>CARDINALS</b> Louisville, Ky. Red and Black BIG EAST Conference	<b>LOUISVILLE</b> March 6   3 p.m. CT   Oklahoma City <i>The Preview featuring Bedlam</i> March 7   Noon CT   Norman	










# OPPONENT DIRECTORY

OPPONENT	GAME INFO	UNIVERSITY	HEAD COACH	COMMUNICATIONS
	<b>NORTH TEXAS</b> March 10   5 p.m.   Norman May 6   6 p.m.   Denton, Texas	<b>MEAN GREEN</b> Denton, Texas Green and White Sun Belt Conference	<b>TJ HUBBARD</b> Oklahoma Wesleyan, 2002 Third season at UNT 53-61 (.465) at UNT	<b>AMY RUGGINI</b> amy.ruggini@unt.edu 940/369-7980 (o) 908/938-0810 (c)
	<b>UTAH</b> March 12   6 p.m. CT   Norman March 13   4:45 p.m. CT   Norman <i>Oklahoma Spring Festival</i> March 18   3:30 p.m. CT   Fullerton, Calif. <i>Judi Garman Classic</i>	<b>UTES</b> Salt Lake City, Utah Crimson and White Mountain West Conference	<b>AMY HOGUE</b> Utah, 1994 Eighth season at UU 247-140 (.638) at UU	<b>MIKE DEVINE</b> mdevine@huntsman.utah.edu 801/581-8997 (o) 801/580-4502 (c)
	<b>NORTHERN IOWA</b> March 13   2:30 p.m. CT   Norman March 14   12:15 p.m. CT   Norman <i>Oklahoma Spring Festival</i>	<b>PANTHERS</b> Cedar Falls, Iowa Purple and Old Gold Missouri Valley Conference	<b>RYAN JACOBS</b> UNI, 1999 Second season at UNI 54-50 (.519) career record	<b>KARA MORAN</b> kara.moran@uni.edu 319/2735455 (o) 563/880-0868 (c)
	<b>CAL STATE NORTHRIDGE</b> March 17   3 & 5 p.m. CT Northridge, Calif	<b>MATADORS</b> Northridge, Calif. Red, White and Black Big West Conference	<b>RONI SPARREY</b> Associate Coach	<b>GEOFF HERBERG</b> geoffrey.herberg@csun.edu 818/677-3243 (o) 818/677-4950 (f)
	<b>ARIZONA STATE</b> March 18   5:45 p.m. CT Fullerton, Calif <i>Judi Garman Classic</i>	<b>SUN DEVILS</b> Tempe, Ariz. Maroon and Gold Pacific-10 Conference	<b>CLINT MYERS</b> Arizona State, 1976 Fifth season at ASU 220-56 (.800) at ASU	<b>KERRY HOWE</b> kerry.howe@asu.edu 480/965-1237 (o) 480/254-8345 (c)
	<b>ARIZONA</b> March 19   11 a.m. CT Fullerton, Calif <i>Judi Garman Classic</i>	<b>WILDCATS</b> Tucson, Ariz. Cardinal and Navy Pacific-10 Conference	<b>MIKE CANDREA</b> Arizona State, 1978 25th season at UA 1,177-245-2 (.827) at UA	<b>MATT ALVAREZ</b> mateo@email.arizona.edu 520/621-4163 (o) 520/576-3239 (c)
	<b>SAN JOSE STATE</b> March 19   10:15 p.m. CT Fullerton, Calif <i>Judi Garman Classic</i>	<b>SPARTANS</b> San Jose, Calif. Gold, White and Blue Western Athletic Conference	<b>PETER TURNER</b> Sacramento State, 1989 Fourth year at SJSU 68-100 (.405) career record	<b>AMY VILLA</b> amy.villa@sjsu.edu 408/924-1216 (o) 408/421-8604 (c)
	<b>VIRGINIA</b> March 20   11 a.m. CT Fullerton, Calif <i>Judi Garman Classic</i>	<b>CAVALIERS</b> Charlottesville, Va. Orange and Blue Atlantic Coast Conference	<b>ELIEEN SCHMIDT</b> Virginia, 1994 Third season at UVA 40-61 (.396) at UVA	<b>KATHARINE PALMER</b> kpalmer@virginia.edu 434/982-5532 (o)
	<b>ARKANSAS</b> March 24   5 p.m. CT   Fayetteville, Ark.	<b>RAZORBACKS</b> Fayetteville, Ark. Cardinal and White Southeastern Conference	<b>MIKE LARABEE</b> Washington State, 1986 First season at UA 114-147 (.437) career record	<b>MELISSA ANDERSON</b> msa002@uark.edu 479/575-4898 (o) 314/368-1995 (c)
	<b>MISSOURI</b> March 27   2 p.m. CT   Norman March 28   Noon CT   Norman	<b>TIGERS</b> Columbia, Mo. Old Gold and Black Big 12 Conference	<b>EHREN EARLEYWINE</b> Westminster, 1994 Fourth season at MU 137-53 (.721) at MU	<b>TBA</b>



# OPPONENT DIRECTORY

COMMUNICATIONS	HEAD COACH	UNIVERSITY	GAME INFO	OPPONENT
<b>MATT SHOULTZ</b> mshoultz@iastate.edu 515/294-1393 (o) 515/520-7642 (c)	<b>STACY GEMEINHARDT-CESLER</b> Missouri, 2001 Fifth year at ISU 91-101 (.474) at ISU	<b>CYCLONES</b> Ames, Iowa Cardinal and Gold Big 12 Conference	<b>IOWA STATE</b> April 2   3 p.m. CT   Ames, Iowa April 3   1 p.m.   Ames, Iowa	
<b>DEANNA WERNER</b> dwerner@athletics.tamu.edu 979/862-5443 (o) 231/288-3700 (c)	<b>JO EVANS</b> Utah, 1983 14th season at TAMU 501-255-2 (.661) at TAMU	<b>AGGIES</b> College Station, Texas Maroon and White Big 12 Conference	<b>TEXAS A&amp;M</b> April 10   2 p.m. CT   College Station, Texas April 11   Noon CT   College Station, Texas	
<b>JODY ROGINSON</b> jody.roginson@ttu.edu 806/742-3355, ext. 232 (o) 806/786-5217 (c)	<b>SHANON HAYS</b> Lubbock Christian, 1991 First season at TTU 114-16 (.877) career record	<b>RED RAIDERS</b> Lubbock, Texas Scarlet and Black Big 12 Conference	<b>TEXAS TECH</b> April 14   5 p.m. CT   Norman April 14   7 p.m. CT   Norman	
<b>SPENCER KITLEY</b> spencer.kitley@athletics.utexas.edu 512/232-9438 (o) 512/848-8157 (c)	<b>CONNIE CLARK</b> Cal State Fullerton, 1987 14th season at UT 509-245-3 (.674) at UT	<b>LONGHORNS</b> Austin, Texas Burnt Orange and White Big 12 Conference	<b>TEXAS</b> April 17   2 p.m. CT   Norman April 18   2 p.m. CT   Norman   ESPN	
<b>KYLE CORNISH</b> kyle_cornish@baylor.edu 254/710-3065 (o) 254/709-4657 (c)	<b>GLENN MOORE</b> Northwestern State, 1993 10th season at BU 366-182 (.668) at BU	<b>LADY BEARS</b> Waco, Texas Green and Gold Big 12 Conference	<b>BAYLOR</b> April 21   5 p.m. CT   Waco, Texas April 21   7 p.m. CT   Waco, Texas	
<b>MATT SMITH</b> msmith@huskers.com 402/472-7780 (o) 402/770-5926 (h)	<b>RHONDA REVELLE</b> Nebraska, 1984 18th season at NU 650-342 (.655) at NU	<b>CORNHUSKERS</b> Lincoln, Neb. Scarlet and Cream Big 12 Conference	<b>NEBRASKA</b> April 24   2 p.m. CT   Lincoln, Neb. April 25   Noon p.m. CT   Lincoln, Neb.	
<b>CHRISTINE DIECKMANN</b> cdieck@ku.edu 785/864-7942 (o) 785/393-3358 (c)	<b>MEGAN SMITH</b> North Carolina, 1999 First season at KU 41-20 (.672) career record	<b>JAYHAWKS</b> Lawrence, Kan. Crimson and Blue Big 12 Conference	<b>KANSAS</b> May 1   2 p.m. CT   Norman May 2   Noon CT   Norman	



Senior Amber Flores, freshman Jessica Shults and sophomore Karolyne Long

# BROADCAST INFORMATION



**B**rian Brinkley handles radio play-by-play duties for Oklahoma Softball. Brinkley, a current sportscaster with Oklahoma City's KFOR, has been the voice of OU softball and women's basketball for the past nine seasons.

Norman radio station KREF 1400 AM is the Sooner Sports Network flagship affiliate for OU softball programming for the 2010 season. Select home broadcasts will be televised via Cox Communications in the Oklahoma City and Tulsa areas.

Sooner Sports Properties has exclusive rights for corporate sales for advertising, event sponsorships, game promotions and cross-retail promotions, advertising sales and vending of game programs and athletic periodicals, and the development of the official athletics web site, SoonerSports.com and Oklahoma All-Access. Sooner Sports Properties is a division of Learfield Sports.



## RADIO SCHEDULE

### MARCH

<b>3</b>	<b>TULSA</b>	<b>6 P.M.</b>
6	vs. Oklahoma State	3 p.m.
<b>13</b>	<b>UTAH</b>	<b>4:45 P.M.</b>
23	at Tulsa	6 p.m.
24	at Arkansas	5 p.m.

### APRIL

7	at Oklahoma State*	7 p.m.
<b>14</b>	<b>TEXAS TECH*</b>	<b>5 P.M.</b>
21	at Baylor*	5 p.m.
	at Baylor*	7 p.m.

### MAY

<b>1</b>	<b>KANSAS*</b>	<b>2 P.M.</b>
6	at North Texas	6 p.m.

*Schedule is subject to change. Please visit SoonerSports.com for the latest schedule.*







# BUILT ON *winning*

SEASON PREVIEW



# 2010 ROSTER

#	Name	Pos.	B/T	Ht.	Cl.	Hometown (Previous School)
1	Haley Anderson	OF	R/R	5-3	Jr.	Edmond, Okla. (Santa Fe HS)
2	Brianna Turang	OF	L/R	5-6	Fr.	Corona, Calif. (Santiago HS)
3	Chana'e Jones	OF	L/R	5-6	Jr.	San Jose, Calif. (Valley Christian HS)
4	Amber Flores	UTL	R/R	5-4	Sr.	Calexico, Calif. (Southwest HS)
5	Haley Nix	OF	L/L	5-8	Jr.	Daingerfield, Texas (Texarkana College)
8	Lindsey Vandever (C)	C	R/R	5-6	Sr.	Davenport, Okla. (Davenport HS)
9	Krystle Huey	OF	L/R	5-1	Jr.	Garland, Texas (Garland HS)
10	Keilani Ricketts	LHP/1B	L/L	6-2	Fr.	San Jose, Calif. (Archbishop Mitty HS)
12	Karolyne Long	INF	R/R	5-10	So.	Midwest City, Okla. (Carl Albert HS)
13	Evan Sallis	UTL	L/R	5-2	So.	Muskogee, Okla. (Muskogee HS)
18	Jessica Shults	C/1B	L/R	5-9	Fr.	Valencia, Calif. (Hart HS)
21	Dani Dobbs	INF	R/R	5-4	Jr.	Moore, Okla. (Moore HS)
22	Allee Allen	LHP	R/L	5-6	So.	Buena Park, Calif. (Kennedy HS)
30	Wendy Trott	UTL	L/L	5-11	Jr.	Fountain Valley, Calif. (Fountain Valley HS)
32	Michelle Gascoigne	LHP	R/L	5-9	Fr.	Benicia, Calif. (Benicia HS)
33	Katie Norris	UTL	R/R	5-11	So.	Stillwater, Okla. (Stillwater HS)
40	Kirsten Allen	RHP	R/R	5-11	So.	Union, Ky. (Ryle HS)

## ALPHABETICAL ROSTER

#	Name	Pos.
22	Allen, A.	LHP
40	Allen, K.	RHP
1	Anderson	OF
21	Dobbs	INF
4	Flores	UTL
32	Gascoigne	LHP
9	Huey	OF
3	Jones	OF
12	Long	INF
5	Nix	OF
33	Norris	UTL
10	Ricketts	LHP/1B
13	Sallis	UTL
18	Shults	C/1B
30	Trott	UTL
2	Turang	OF
8	Vandever	C

## BY PRIMARY POSITION

Battery (4 P, 2 C)	Infield (2)
Allen, A.	Dobbs
Allen, K.	Long
Gascoigne	
Ricketts	
Shults	
Vandever	

Outfield (5)	Utility (4)
Anderson	Flores
Huey	Norris
Jones	Sallis
Nix	Trott
Turang	

## BY CLASS

Freshmen (4)	Sophomores (5)
Gascoigne	Allen, A.
Ricketts	Allen, K.
Shults	Long
Turang	Norris
	Sallis

Juniors (6)	Seniors (2)
Anderson	Flores
Dobbs	Vandever
Huey	
Jones	
Nix	
Trott	

## PRONUNCIATION GUIDE

KIRSTEN Allen	KER-sten
Michelle GASCOIGNE	gas-GOIN
CHANA'E Jones	SH-nay
KAROLYNE Long	Caroline
KEILANI Ricketts	K-lonnie
Evan SALLIS	SAL-iss
Brianna TURANG	tur-RANG
Lindsey VANDEVER	van-DUH-ver



First Row (l-r): Chana'e Jones, Dani Dobbs, Allee Allen, Evan Sallis, Haley Anderson, Krystle Huey, Amber Flores and Brianna Turang; Second Row (l-r): Haley Nix, Michelle Gascoigne, Karolyne Long, Wendy Trott, Keilani Ricketts, Kirsten Allen, Katie Norris, Jessica Shults and Lindsey Vandever

## BY STATE





# 2010 SCHEDULE

## FEBRUARY

12	vs. Michigan (!)	Clermont, Fla.	1 p.m.
	vs. UCF (!)	Clermont, Fla.	4 p.m.
13	vs. Florida Atlantic (!)	Clermont, Fla.	10 a.m.
	vs. UT-Chattanooga (!)	Clermont, Fla.	Noon
14	vs. Tennessee (!)	Clermont, Fla.	8 a.m.
16	<b>ST. GREGORY'S</b>	<b>NORMAN</b>	<b>3 P.M.</b>
19	vs. Cal State Fullerton (#)	Las Vegas, Nev.	3:30 p.m.
	vs. Northwestern (#)	Las Vegas, Nev.	5:45 p.m.
20	vs. Boise State (#)	Las Vegas, Nev.	11 a.m.
	vs. California (#)	Las Vegas, Nev.	3:30 p.m.
21	vs. Long Beach State (#)	Las Vegas, Nev.	11 a.m.
25	vs. San Diego State (\$)	Cathedral City, Calif.	5:30 p.m.
	vs. Pacific (\$)	Cathedral City, Calif.	8 p.m.
26	vs. Washington (\$)	Cathedral City, Calif.	3 p.m.
	vs. Oregon State (\$)	Cathedral City, Calif.	8 p.m.
27	vs. Hawai'i (\$)	Cathedral City, Calif.	12:30 p.m.

## MARCH

3	<b>TULSA (KREF)</b>	<b>NORMAN</b>	<b>6 P.M.</b>
5	<b>NEVADA</b>	<b>NORMAN</b>	<b>6 P.M.</b>
6	vs. Oklahoma State (^)	Oklahoma City, Okla.	3 p.m.
	vs. Louisville (^)	Oklahoma City, Okla.	5:30 p.m.
7	<b>LOUISVILLE</b>	<b>NORMAN</b>	<b>NOON</b>
10	<b>NORTH TEXAS</b>	<b>NORMAN</b>	<b>5 P.M.</b>
12	<b>UTAH (%)</b>	<b>NORMAN</b>	<b>6 P.M.</b>
13	<b>NORTHERN IOWA (%)</b>	<b>NORMAN</b>	<b>2:30 P.M.</b>
	<b>UTAH (%) (KREF)</b>	<b>NORMAN</b>	<b>4:45 P.M.</b>
14	<b>NORTHERN IOWA (%)</b>	<b>NORMAN</b>	<b>12:15 P.M.</b>
17	at Cal State Northridge	Northridge, Calif.	3 p.m.
	at Cal State Northridge	Northridge, Calif.	5 p.m.
18	vs. Utah (&)	Fullerton, Calif.	3:30 p.m.
	vs. Arizona State (&)	Fullerton, Calif.	5:45 p.m.
19	vs. Arizona (&)	Fullerton, Calif.	11 a.m.
	vs. San Jose State (&)	Fullerton, Calif.	10:15 p.m.
20	vs. Virginia (&)	Fullerton, Calif.	11 a.m.
23	at Tulsa	Tulsa, Okla.	6 p.m.
24	at Arkansas	Fayetteville, Ark.	5 p.m.
27	<b>MISSOURI*</b>	<b>NORMAN</b>	<b>2 P.M.</b>
28	<b>MISSOURI*</b>	<b>NORMAN</b>	<b>NOON</b>

## APRIL

2	at Iowa State*	Ames, Iowa	3 p.m.
3	at Iowa State*	Ames, Iowa	1 p.m.
7	at Oklahoma State*	Stillwater, Okla.	7 p.m.
10	at Texas A&M*	College Station, Texas	2 p.m.
11	at Texas A&M*	College Station, Texas	Noon
14	<b>TEXAS TECH*</b>	<b>NORMAN</b>	<b>5 P.M.</b>
	<b>TEXAS TECH*</b>	<b>NORMAN</b>	<b>7 P.M.</b>
17	<b>TEXAS*</b>	<b>NORMAN</b>	<b>2 P.M.</b>
18	<b>TEXAS* (ESPN)</b>	<b>NORMAN</b>	<b>2 P.M.</b>
21	at Baylor*	Waco, Texas	5 p.m.
	at Baylor*	Waco, Texas	7 p.m.
24	at Nebraska*	Lincoln, Neb.	2 p.m.
25	at Nebraska*	Lincoln, Neb.	Noon
28	<b>OKLAHOMA STATE*</b>	<b>NORMAN</b>	<b>7 P.M.</b>

## MAY

1	<b>KANSAS*</b>	<b>NORMAN</b>	<b>2 P.M.</b>
2	<b>KANSAS*</b>	<b>NORMAN</b>	<b>NOON</b>
6	at North Texas	Denton, Texas	6 p.m.
14-16	Big 12 Championship	Oklahoma City, Okla.	TBA
21-23	NCAA Regional	TBA	TBA
28-30	NCAA Super Regional	TBA	TBA

## JUNE

2-9	Women's College World Series	Oklahoma City, Okla.	TBA
-----	------------------------------	----------------------	-----

All times CENTRAL, and subject to change | Visit SoonerSports.com for the latest schedule | All home games in **BOLD CAPS** | All home games played at the OU Softball Complex | \* denotes Big 12 Conference game | ! Dot Richardson's National Collegiate Softball Invitational (Clermont, Fla.) | # Louisville Slugger Desert Classic (Las Vegas, Nev.) | \$ Cathedral City Classic (Cathedral City, Calif.) | ^ The Preview featuring Bedlam (Oklahoma City, Okla.) | % Oklahoma Spring Festival (Norman, Okla.) | & Judi Garman Classic (Fullerton, Calif.) | ESPN denotes nationally televised game



Senior Lindsey Vandever





Michelle Gascoigne, Haley Nix, Keilani Ricketts, Jessica Shults and Brianna Turang

# A NEW BEGINNING

## YOUNG SOONERS LOOK TO SET NEW STANDARD IN 2010

Oklahoma enters the 2010 season as defending Big 12 champions and head coach **Patty Gasso** hopes the trend continues. Another tough schedule awaits the Sooners as Oklahoma faces 21 teams from the 2009 NCAA Tournament.

"As usual, we have another very demanding schedule. We wouldn't have it any other way," said Gasso. "We will be road tested early as we open our season against two of the nation's top teams in Michigan and Tennessee. Our schedule only gets more challenging with five Pac-10 teams, but it's our belief that a tough road schedule makes for a tough team. We enjoy those opportunities. Our fans will be treated to some exciting Big 12 home games. This team is anxious to get the season started."

The Sooners return 12 letterwinners from 2009 and welcome five newcomers. OU returns an efficient offensive lineup from top to bottom and a sound defense core. Among those returning are the 2009 Big 12 Player of the Year and six all-Big 12 selections from a year ago.

"Consistency is something we're going to strive for this year," said Gasso. "We need consistency as a team and individually. I should be saying that a concern is this freshman class and how they will adjust to the collegiate level, but that is not an issue. They are a very seasoned and mature group."

An area where Oklahoma returns youthful experience is at pitching. With a pair of sophomores and two freshmen, the Sooners are laying a foundation for years to come.

"We're all excited about the depth we have at the position," Gasso said. "The amount of innings Kirsten (Allen) and Allee (Allen) were able to get last year should factor into their success this year. They threw some big games for us. Keilani (Ricketts) is going to be very special. She's learned a lot this fall. Michelle (Gascoigne) is really going to surprise some people. She had a fantastic fall."

The Sooner lineup is full of viable options for Gasso and her staff. Oklahoma returns 89.3 percent of its runs from a year ago and 85 percent of hits accumulated during 2009. While the leadoff spot is expected to be occupied by a placement hitter, most of the other positions look to be occupied by power hitters. For OU, the 2010 lineup could easily be a multiple choice question where every answer is the right one. Needless to say, it is a good problem to have.

"Jessica (Shults), Amber (Flores), Lindsey (Vandever) are all going to be in the heart of the lineup, scoring and bringing in runs," Gasso added. "Keilani has amazing power. Haley (Nix) has quick hands and a beautiful swing. With this lineup, a great hitter like Katie Norris may be hitting towards the bottom. This lineup is packed top to bottom."

### RETURNING PITCHERS

22	Allee ALLEN	So.	14-4	2.80 era
44	Kirsten ALLEN	So.	9-8	2.79 era

### INCOMING PITCHERS

10	Keilani RICKETTS	Fr.
33	Michelle GASCOIGNE	Fr.

After gaining valuable experience a year ago, **Allee Allen** and **Kirsten Allen** return as veteran sophomores in 2010. While Allee Allen returns following off-season shoulder surgery, Kirsten Allen looks to improve following an excellent fall season. With All-American D.J. Mathis out of the lineup for almost a month in 2009, the Sooners relied heavily on the Allens to carry the team during the span. Allee Allen went 14-4, while Kirsten Allen posted a 9-8 mark. The two combined for 232.2 innings pitched, 61.4 percent of Oklahoma's 378.1 innings pitched. Strikingly different, the duo provides an unusual combination to the battery. Allee Allen is one of three left-handed pitchers on the 2010 team, while Kirsten Allen is the only righty on the staff.

**Michelle Gascoigne** comes to Oklahoma after being named the *Vallejo Times Herald* Female Athlete and Softball Player of the Year in 2009. The Benicia (Calif.) High School product ended her high school career with 1,026 strikeouts, 13 career no-hitters and 52 career shutouts.

One of the most anticipated arrivals at Oklahoma is freshman **Keilani Ricketts**. The sister of former Oklahoma All-American Samantha Ricketts, the younger Ricketts packs



## UNIVERSITY INFORMATION

Location .....	Norman, Okla.
Founded .....	1890
Enrollment .....	30,092
Nickname .....	Sooners
Colors .....	Crimson and Cream
Conference .....	Big 12
President .....	David Boren
VP/Director of Athletics .....	Joe Castiglione
Senior Associate AD/SWA .....	Gloria Nevarez

## OKLAHOMA PROGRAM HISTORY

First Year of Softball .....	1975
All-Time Record .....	1,289-689-2 (.651)
All-Time Big 12 Record .....	186-61 (.759)
Big 12 Regular Season Titles .....	Four
Big 12 Regular Championship Titles .....	Three
NCAA Tournament Appearances .....	16
Regional Titles .....	Eight
WCWS Appearances .....	Five
National Championships .....	One (2000)

## 2010 TEAM INFORMATION

Letterwinners Returning/Lost .....	12/4
Position Starters Returning/Lost .....	7/1
Pitchers Returning/Lost .....	2/2
Newcomers .....	Five
All-Americans Returning/Lost .....	1/2

## WHAT OU RETURNS ON OFFENSE

At-Bats .....	.852
Runs .....	.893
Hits .....	.850
Doubles .....	.727
Triples .....	1.000
Home Runs .....	.857
Total Bases .....	.842
Runs Batted In .....	.791
Walks .....	.858
Intentional Walks .....	.500
Sacrifices .....	.868
Stolen Bases .....	.984

## WHAT OU RETURNS ON DEFENSE

Putouts .....	.672
Assists .....	.957

## WHAT OU RETURNS IN PITCHING

Wins .....	.561
Appearances .....	.421
Innings Pitched .....	.612
Strikeouts .....	.564

## MISCELLANEOUS (RETURNING/LOST)

Bats Left .....	4/2
Bats Right .....	8/0
Left-Handed Pitcher .....	1/1
Right-Handed Pitcher .....	1/1

## NEWCOMERS

Bats Left .....	4
Bats Right .....	1
Left-Handed Pitcher .....	2
Right-Handed Pitcher .....	0

a punch on both sides of the ball. The 2009 EA Sports/ESPN RISE National Player of the Year and California's Gatorade Player of the Year, Ricketts posted a 22-0 record and a 0.10 earned run average as senior, leading Archbishop Mitty High School to the National Fastpitch Coaches Association high school national championship. Also a 2009 EA Sports first team All-American and *San Jose Mercury News* Player of the Year, Ricketts hit .456 in her final season. She also led her travel ball team, the Sorcerer GOLD (Phil) to the 2009 Amateur Softball Association 18U GOLD National Championship.

## RETURNING CATCHERS

8	Lindsey VANDEVER	Sr.	.302	48 RBI
---	------------------	-----	------	--------

## INCOMING CATCHERS

18	Jessica SHULTS	Fr.		
----	----------------	-----	--	--

Team captain **Lindsey Vandever** anchors the Oklahoma battery for the 2010 season. An All-Big 12 second team honoree in 2009, Vandever brings a solid bat and equally solid defense to the squad. Vandever hit .302 as a junior and drove in 48 runs. Her 28 walks drawn and nine home runs were career best and she was third on the team with five sacrifice hits. Defensively, Vandever caught all 57 games of the 2009 campaign. She recorded a .995 fielding percentage behind the plate, caught 15 runners stealing and picked off five.

Newcomer **Jessica Shults** not only brings experience behind the plate she owns a powerful swing. An EA Sports first team All-America honoree, Shults was the California Foothill League and Santa Clarita Valley Player of the Year and a three-time first team all-state selection. Her impressive offensive numbers were highlighted by a .885 slugging percentage and a .448 batting average as a senior.

## RETURNING INFIELERS

4	Amber FLORES	Sr.	.416	18 HR
21	Dani DOBBS	Jr.	.223	19 HBP
12	Karolyne LONG	So.	.257	13 BB

Already one of the most feared hitters in the nation, **Amber Flores** is destined to become the Oklahoma career leader in a majority of offensive categories. The 2009 Big 12 Player of the Year is already the owner of the career walks drawn record (120), and when she gets the chance to swing, her numbers are astounding. Through three seasons, Flores has managed to produce program bests in slugging and on-base percentage and ranks second in batting average. She needs just seven home runs to tie the mark that Samantha Ricketts set a year ago and is within striking distance of even more records.

After playing the majority of 2009 at third base, **Dani Dobbs** made significant strides in her first season as a starter. Dobbs set a single season record for fielding percentage by a third baseman (.982) and recorded her first two career home runs. Hitting in the bottom of the lineup, Dobbs was a national leader in reaching base after being hit by a pitch. She and Flores led the way with 19 each.

After a defensive shuffle gave her an opportunity to prove her ability at shortstop, **Karolyne Long** made the most of it. Long followed in the footsteps of her All-American sister, Savannah, after taking over at shortstop on April 1 in the second game of a doubleheader against Baylor. Long earned All-Big 12 Championship honors after leading OU past Texas in the semifinals. She also came through with a game-winning solo home run against Northwestern on March 7.

## RETURNING OUTFIELDERS

1	Haley ANDERSON	Jr.	.310	11 SB
3	Chana'e JONES	Jr.	.290	21 R
9	Krystle HUEY	Jr.	.285	13 RBI

## INCOMING OUTFIELDERS

5	Haley NIX	Jr.		
2	Brianna TURANG	Fr.		

A trio of juniors anchor the outfield for Oklahoma in 2010. All three earned All-Big 12 honors in 2009 with **Krystle Huey**, a first team selection, and **Haley Anderson** and **Chana'e Jones** named to the second team.

Huey's speed provides a viable option at the leadoff position of the lineup. A left-handed slapper, Huey hit a career-best .285 in 2009 and registered a perfect fielding percentage in center field. Huey also earned Big 12 Player of the Week honors in April after carrying OU past Missouri to win the Big 12 regular season title.

Jones hit .290 last season and provided her versatility on defense, playing all three outfield positions and even second base during one game in 2009. Anderson had a breakout season, hitting .310, third best on the team and stole 11 bases in 13 attempts. She saw time mostly in left field and recorded just one error in 56 games played.

Junior college transfer **Haley Nix** comes to OU from Texarkana College, a place where she undoubtedly learned to win. Nix earned first team All-American honors from the NFCA in 2009 after being named a second team selection in 2008.

A two-sport athlete, playing both soccer and softball at Oklahoma, freshman **Brianna Turang** earned all-state honors at Santiago High School in Corona, Calif. in 2009. Santiago won the California Interscholastic Federation championship in 2006.

## RETURNING UTILITY PLAYERS

30	Wendy TROTT	Jr.	.202	11 RBI
13	Evan SALLIS	So.	.274	19 SB
33	Katie NORRIS	So.	.296	35 RBI

A 2009 All-Big 12 first team selection, **Katie Norris** looks to provide more depth to a potent Oklahoma lineup as a sophomore. Norris hit .296 and saved her biggest contribution for the final regular season game. Norris returned to her hometown of Stillwater and carried OU past archrival Oklahoma State in a 6-0 blanking. Norris saw time in the outfield early in the season and eventually found a home at designated player.

**Wendy Trott** brings a big bat to the Oklahoma lineup and saw time as a designated and pinch hitter in 2009. Trott drew 12 walks in 47 games played as a sophomore and drove in 11 runs on 18 hits. **Evan Sallis** encountered a variety of changes during her freshman campaign. Sallis made the move to slap hitting and also saw time at both second base and in the outfield. As she adapted to becoming a true all-around player, Sallis led the team with 19 stolen bases on the year.



# SPEED CHART



**#1 HALEY ANDERSON**  
Jr. | OF | R/R | 5-3 | Edmond, Okla.



**#2 BRIANNA TURANG**  
Fr. | OF | L/R | 5-6 | Corona, Calif.



**#3 CHANA'E JONES**  
Jr. | OF | L/R | 5-6 | San Jose, Calif.



**#4 AMBER FLORES**  
Sr. | UTL | R/R | 5-4 | Calexico, Calif.



**#5 HALEY NIX**  
Jr. | 1B | L/L | 5-1 | Daingerfield, Texas



**#8 LINDSEY VANDEVER**  
Sr. | C | R/R | 5-6 | Davenport, Okla.



**#9 KRYSTLE HUEY**  
Jr. | OF | L/R | 5-1 | Garland, Texas



**#10 KEILANI RICKETTS**  
Fr. | LHP/1B | L/L | 6-2 | San Jose, Calif.



**#12 KAROLYNE LONG**  
So. | INF | R/R | 5-10 | Midwest City, Okla.



**#13 EVAN SALLIS**  
So. | UTL | L/R | 5-2 | Muskogee, Okla.



**#18 JESSICA SHULTS**  
Fr. | C/1B | L/R | 5-9 | Valencia, Calif.



**#21 DANI DOBBS**  
Jr. | INF | R/R | 5-4 | Moore, Okla.



**#22 ALLEE ALLEN**  
So. | LHP | R/L | 5-6 | Buena Park, Calif.



**#30 WENDY TROTT**  
Jr. | UTL | L/L | 5-11 | Fountain Valley, Calif.



**#32 MICHELLE GASCOIGNE**  
Fr. | LHP | R/L | 5-9 | Benicia, Calif.



**#33 KATIE NORRIS**  
So. | UTL | R/R | 5-11 | Stillwater, Okla.



**#40 KIRSTEN ALLEN**  
So. | RHP | R/R | 5-11 | Union, Ky.



**HEAD COACH PATTY GASSO**  
16th season at Oklahoma



**ASSOCIATE HC MELYSSA LOMBARDI**  
13th season at Oklahoma



**ASSISTANT COACH TRIPP MACKAY**  
Third season at Oklahoma





**BUILT ON**  
*sisterhood*

**MEET THE PLAYERS**



# AMBER FLORES







# AMBER FLORES

SENIOR | 5-4 | R/R | 3L  
UTILITY  
CALEXICO, CALIF.  
SOUTHWEST

4

## Career

A three-time All-Big 12 performer and two-time All-American ... A five-time Big 12 Player of the Week honoree ... Holds the Oklahoma career record for walks drawn (120), slugging percentage (.701) and on-base percentage (.518) ... Ranks second on the career list for batting average (.373), fourth in home runs (41), sixth in runs scored (168), seventh in total bases (344) and ninth in runs batted in (145).

## 2009 (Junior)

A 2009 NFCA All-America first team selection ... A top 10 finalist for USA Softball's Collegiate Player of the Year ... 2009 NFCA first team All-Central Region ... 2009 Big 12 Player of the Year ... Named to the 2009 All-Big 12 first team ... Named Big 12 Player of the Week, Louisville Slugger/NFCA Division I Player of the Week and Co-Player of the Week by USA Softball on Feb. 10 ... Earned her second Big 12 Player of the Week honor of the season on March 23 ... Named Big 12 Player of the Week for a third time on April 21 ... Set single season marks in walks drawn (49), slugging percentage (.872) and on-base percentage (.594) ... Led team in almost every offensive category — home runs (18), walks drawn (49), slugging percentage (.872) and on-base percentage (.594) ... Led team and Big 12 with a .416 average on the season (62-for-149) ... Drove in 58 runs while scoring 62 ... Had 12 doubles and went 10-for-12 in stolen base attempts ... Hit .438 (21-for-48) in conference play ... Drew 15 walks and was hit by a pitch five times in league play ... Brought home 19 runs and scored 19 against Big 12 teams ... Led OU in the postseason with a .412 average and a .941 slugging percentage ... Hit .400 in the Norman Regional, bringing home three runs and drawing three walks ... Named to the 2009 Big 12 Championship All-Tournament team ... Hit .429 in the Big 12 Championship ... Had a three-run home run against Arkansas in the Norman Regional ... Had her third career grand slam against Oklahoma State, highlighting a 2-for-4 night ... Hit her 11th home run of the season, a game-winner against Nebraska ... Drew eight walks in five games at the Cathedral City Classic ... Named Most Valuable Player of the Hawai'i Paradise Classic, hitting .643 over a five-game span ... Went 9-for-14 with nine runs scored and drove in 15 runs during the tournament ... Posted a slugging percentage of 1.429 and an on-base percentage of .737 ... Tied OU single game records for home runs (2 vs. UAB) and RBI (8 vs. UAB) ... An ESPN.com Preseason All-American.

## 2008 (Sophomore)

Second team All-American ... First team All-Midwest Region ... First team All-Big 12 ... Named one of 25 candidates for National Player of the Year ... Led the team with a .381 batting average ... Led team with 15 home runs ... Drove in 13 runs during conference play and posted a .339 batting average ... Drew 43 walks on the year ... Finished regular season ranked second in the conference in batting average ... Led team with a .375 batting average during the Tucson Super Regional ... Recorded 13th homer of the year against Oklahoma State ... Notched back-to-back multiple hit games in OU's sweep of Missouri ... Recorded a career-high four hits against Central Arkansas ... Only Sooner to record multiple hits in OU's loss to Missouri State ... Recorded a .571 average with two home runs and three RBI in the Capital Classic ... Hit home runs in back-to-back at-bats against Colorado State ... OU's leading hitter at the OU Worth Invitational ... Hit .583 with four home runs and nine RBI in the four games ... Recorded seven RBI in the OU Residence Inn Invitational ... Hit second grand slam of

the season against North Texas ... Earned Big 12 Player of the Week honors ... Came after she led the team offensively with a .500 batting average and seven RBI ... Hit two home runs, including a grand slam, and a double at the Cal State Fullerton/UCLA Freeway Series.

## 2007 (Freshman)

All-Midwest Region first team ... All-Big 12 first team ... Ranked third on squad with 41 RBI ... Scored three runs for the Sooners in the Amherst Regional ... One of only two freshmen who started for the Sooners ... Lone Sooner to record multiple hits in OU's 2-1 win over Oklahoma State ... Keyed OU victory with two-run homer against No. 7 Baylor ... Went 2-for-2 with an RBI in OU's 4-2 victory over No. 2 Texas A&M ... One of eight Sooners to have a hit in OU's 7-0 shutout over No. 10 Texas ... Went 2-for-4 in first Big 12 game of her career against Texas Tech ... Put together a .500 batting average with four RBI in OU/Residence Inn Invitational ... Hit .364 at the Palm Springs Classic ... Was impressive at the OU/Nike Classic where she hit .667 with a double, triple, home run and 10 RBI ... Pounded second home run of her career, an inside the parker, against Northwestern State ... Came up huge in championship game against Illinois State after hitting first home run of her career, a two-run shot over the center field wall ... Recorded first career hit, a double, in a Sooner uniform against Illinois State.

## High School

Three-year starter at Southwest High School ... Team captain ... Three-time Imperial Valley Player of the Year ... Hit eight home runs and owned a .515 batting average during senior season ... Two-time all-district selection ... Selected as the team's MVP in 2006 ... Honored as a three-time All-CIF member ... Named the team's outstanding hitter as a sophomore and a junior ... Led Imperial Valley League as a junior in batting average (.600), RBI (43) and home runs (10) ... Also third in the league in stolen bases with nine ... Selected as a 2004 and 2005 All-League first team member ... Named to the *San Diego Union Tribune* 2005 all-selection second team ... Played freshman season at Callexico High School where she earned Offensive and Defensive Player of the Year honors for her squad ... Played club ball for the Delong Outlaws Gold and Tyrone's Batbusters ... Also a two-year letterwinner in basketball ... Member of the El Centro High School honor roll before enrolling at Southwest.

## Personal

Daughter of Alex and Diana Flores ... Has one older brother, Eric ... Sociology major.

## FLORES' CAREER NUMBERS

	AVG	GP-GS	AB	R	H	2B	3B	HR	RBI	TB	SLG%	BB	HBP	SO	OB%	SF	SH	SB-ATT	PO	A	E	FLD%
2007	.325	61-61	166	43	54	7	2	8	41	89	.536	26	10	19	.439	3	2	6-8	65	1	1	.985
2008	.381	61-61	176	61	67	9	2	15	46	125	.710	45	5	16	.515	1	1	11-14	74	10	1	.988
2009	.416	57-57	149	64	62	12	1	18	58	130	.872	49	19	12	.594	2	1	10-12	98	94	14	.932
TOTAL	.373	179-179	491	168	183	28	5	41	145	344	.701	120	34	47	.518	6	4	27-34	237	105	16	.955



# LINDSEY VANDEVER







# LINDSEY VANDEVER

SENIOR | 5-6 | R/R | 3L

CATCHER

DAVENPORT, OKLA.

DAVENPORT

8

## Career

A two-time all-region selection and two-time All-Big 12 performer ... 2010 team captain.

## 2009 (Junior)

A 2009 NFCA first team All-Central Region selection ... Named to the 2009 All-Big 12 second team ... Named to the 2009 All-Big 12 Academic first team ... Started every game at catcher ... Hit a career-high nine home runs ... Hit three grand slams on the year (vs. Arizona State, vs. UAB and vs. Arkansas) ... Hit .302 on the year (49-for-162) ... Issued 28 walks and drove in 48 runs ... Scored 18 runs ... Drove in 10 runs on 12 hits and drew 12 walks in league play ... Hit .294 in the postseason with six runs batted in ... Tied an OU single game record with two home runs, including a grand slam, against Arkansas in the Norman Regional ... Totaled six RBI against the Razorbacks ... Blasted a three-run shot against Oklahoma State on a 2-for-3 night ... Registered one official at-bat in a two-game series with Nebraska ... Had five walks on the weekend and was hit by a pitch once ... Hit a two-run home run and posted a season-high 13 putouts against North Texas ... Capped a 2-for-2 night with two runs scored and three driven in against Tulsa, including a two-run home run ... Belted a three-run shot against Saint Louis on a 1-for-2 day ... Had one hit against Arizona State (grand slam), Nevada, Alabama (three-run home run) and Massachusetts at the Cathedral City Classic ... Hit 3-for-4 with three runs scored in an 18-0 (5 inn.) win over UAB at the Hawai'i Paradise Classic.

## 2008 (Sophomore)

First team All-Midwest Region ... First team All-Big 12 ... Hit .315 on the year and drove in 40 runs ... Tallied a .360 batting average during Big 12 play ... Led the Sooners with a .700 average in the Norman Regional with five RBI ... Hit bases-loaded triple in win against Iowa State ... Tallied two RBI in OU's 4-2 loss to No. 5 Texas A&M ... Missed Missouri series after being hit in the elbow with a bat ... Had career outing against Colorado State with three hits ... Tallied two home runs and seven RBI in the OU Residence Inn Invitational ... Went 2-for-3 against Tulsa ... Caught fire at the Palm Springs Classic where she owned a .615 batting average and a 1.385 slugging percentage after recording seven RBI and three home runs ... Hit two-run homer in OU's 3-0 victory over No. 18 Georgia to give the Sooners a lead they would never lose ... One of three Sooners to record two home runs each in OU's record-setting victory over Pacific ... Recorded a career-high five RBI with a 2-for-2 performance ... Went 2-for-3 with a key RBI in OU's 3-1 win over Illinois.

## 2007 (Freshman)

Named to the Big 12 All-Tournament team ... Led all Sooners in the postseason with a .381 batting average, two home runs and seven RBI ... Threw out 15 of 29 base runners ... One of the top offensive contributors for the Sooners in Amherst Regional with a .333 batting average and one RBI ... Named to the Big 12 All-Tournament team after recording five RBI through three games, including a home run and two doubles ... Added key sacrifice fly in OU's 3-2 extra-inning victory against No. 7 Baylor ... Pounded two home runs in OU's roll to the Judi Garman Classic title ... Added third homer of the season in championship game against No. 5 Arizona ... Started final three games in Palm Springs and threw out all three runners who attempted to steal ... Hit .400 in Palm Springs ... Recorded double in OU's come-from-behind win over No. 6 Oregon State ... Went 2-for-4 against No. 16 Cal ... Showed her promise in the

OU/Nike Classic where she hit .375 ... Hit first home run of her career against Minnesota ... Started three games at catcher at the Diamond Fun and Sun Classic.

## High School

Four-year letterwinner at Davenport High School for coach Gary Cook ... Led high school squad to three state titles, four regional titles and four district titles during her four-year career ... Batted .480 with eight home runs during senior campaign... Outstanding athlete selected to the all-state squads in slowpitch, fastpitch and basketball during senior season ... Three-time all-conference selection ... Stole 41 of 43 bases in her career ... Also competed for the Tulsa Eagles club team for coach Dave Simmons ... Led the Eagles to a 15th place tie at ASA GOLD Nationals in 2004 ... Also a standout basketball player ... Owned 12 different letters in high school from fastpitch, slowpitch and basketball ... Named to the 2005 preseason all-state list in basketball ... Selected to the basketball all-conference squad as a junior ... Guided squad to district and regional championships as a junior and senior... Named high school's basketball offensive player of the year as a sophomore ... Three-time member of the Superintendent's Honor Roll.

## Personal

Daughter of Mike and Annita Vandever ... Has two sisters, Ali and Nikki ... Nikki played softball at the University of Central Oklahoma.

## VANDEVER'S CAREER NUMBERS

	AVG	GP-GS	AB	R	H	2B	3B	HR	RBI	TB	SLG%	BB	HBP	SO	OB%	SF	SH	SB-ATT	PO	A	E	FLD%
2007	.287	52-46	129	19	37	7	0	6	24	62	.481	15	1	15	.358	3	0	1-3	298	34	2	.994
2008	.315	59-59	165	28	52	3	1	6	40	75	.455	22	4	24	.408	0	5	1-2	364	66	8	.982
2009	.302	57-57	162	35	49	5	0	9	48	81	.500	28	4	22	.415	1	4	3-3	338	48	2	.995
TOTAL	.303	168-162	456	82	138	15	1	21	112	218	.478	65	9	61	.397	4	9	5-8	1000	148	12	.990



# HALEY ANDERSON

JUNIOR | 5-3 | R/R | 2L

OUTFIELD

EDMOND, OKLA.

SANTA FE

1



## 2009 (Sophomore)

Named to the 2009 All-Big 12 second team ... Started 37 games, all in the outfield ... Went 35-for-113 for a .310 average ... Drove in 20 runs while scoring 18 ... Had seven doubles on the season ... Hit .341 in conference play ... Hit .294 in the postseason, recording five hits and going 3-for-3 in stolen base attempts ... Hit .400 in the Norman Regional ... Tallied a 2-for-3 outing in each game of the Kansas series, scoring a run in the Friday game and bringing one run during the Saturday game ... Went 2-for-3 against Arkansas ... Brought in three runs on her second home run of the season ... Went 2-for-2 with two doubles, two runs scored and one driven in against Texas ... Hit first home run of the season in game two of a double-header at Texas Tech ... Went 2-for-3, scoring one run in the Sooners' 8-1 win over North Texas ... Led Sooners against Northern Iowa, going 2-for-2 with four runs driven in and two scored ... Had her first triple of the season against Stephen F. Austin ... Tallied two doubles at the Hawai'i Paradise Classic, both against UAB in separate contests.

## 2008 (Freshman)

Hit .302 during conference play ... Entered starting lineup at the start of Big 12 play ... Recorded all four of OU's RBI in 4-0 win over Baylor ... One of only two Sooners to record a hit in OU's 1-0 loss against No. 5 Texas A&M ... Clutch for the Sooners in OU's 3-2 win over Arkansas ... Recorded game-winning RBI and made key throw out at home plate to end the game ... Made second consecutive start against Central Arkansas and had career night with five RBI, including a home run ... Went 2-for-3 with two RBI and hit first career home run against Kansas ... Served as a spark in the Oregon game ... Earned the first start of her career and made diving catch in left field to save a home run.

## High School

Four-year starter at Edmond Santa Fe High School ... Four-time *Edmond Sun* All-Edmond selection ... Honored by the *Edmond Sun* as the 2006 Edmond Player of the Year ... Named Big-All City Player of the Year as a senior ... Honored as an all-state selection in 2006 ... Selected as the conference MVP during senior season ... Earned MVP honors at Santa Fe as a junior and a senior ... Led Wolves to a runner-up finish in the 2006 state tournament ... Named offensive and defensive Player of the Year as a junior and a senior ... Recorded a .515 batting average with nine home runs, nine triples and 18 doubles during senior campaign ... Named honorable mention Big-All City as a freshman ... Played summer ball for the Oklahoma Ultimate Gold for head coaches Allen Marcum and Ken Richardson.

## Personal

Daughter of Ron and Cecilia Anderson ... Has two brothers, Donnie and Chris, and two sisters, Summer and twin Amber ... Majoring in sociology.

## ANDERSON'S CAREER NUMBERS

	AVG	GP-GS	AB	R	H	2B	3B	HR	RBI	TB	SLG%	BB	HBP	SO	OB%	SF	SH	SB-ATT	PO	A	E	FLD%
2008	.239	56-33	88	19	21	2	1	2	15	31	.352	9	1	16	.316	0	0	4-9	38	1	1	.975
2009	.310	56-37	113	18	35	7	1	2	20	50	.442	9	2	28	.368	1	1	11-13	40	0	1	.976
TOTAL	.279	112-70	201	37	56	9	2	4	35	81	.403	18	3	44	.345	1	1	15-22	78	1	2	.975





# DANI DOBBS

JUNIOR | 5-4 | R/R | 2L

INFIELD

MOORE, OKLA.

MOORE

21

## 2009 (Sophomore)

Started 55 games at third base ... Drove in 13 runs on the year ... Hit by a pitch 19 times and drew 19 walks ... Hit by a pitch against Texas in the Big 12 Championship ... Earned a walk and scored a run against Iowa State in the Big 12 Championship ... Went 2-for-3 with two runs scored at the plate against North Texas ... Went 2-for-2 with a run scored in the second game against Texas ... Hit by a pitch in each game and drew one walk against Texas ... Had two home runs on the year - against Iowa State and against UAB in a pinch hitting appearance ... Went 2-for-3 in the first game of doubleheader against Texas Tech ... Home run against UAB was her first career long ball.

## 2008 (Freshman)

Recorded first RBI of the season at the Norman Regional against Oregon after being hit by a pitch with the bases loaded.

## High School

Two-time all-district selection as a junior and senior at Moore High School ... Named the Gatorade Oklahoma Softball Player of the Year in 2005 ... Two-time all-conference selection ... Named the squad's MVP as a senior...Honored as an all-state selection in 2006 ... Earned All-Big City Player of the Year as junior after leading Moore High School to the 6A state title ... Hit .857 and went 12-for-14 at the plate during the 2005 regional ... Defensive Player of the Year for Moore HS as a sophomore and Offensive Player of the Year as a senior ... Played for Robert Wakefield and Stephanie Riley at Moore ... Led the Lions to four straight conference championships and three regional championships ... Played summer ball for the Oklahoma Babes for head coach Steve Bachman ... Guided the Babes to a top 10 finish at GOLD Nationals in 2006.

## Personal

Daughter of Mike and Sandra Dobbs...Has one sister, Demi ... Uncle, Danny Cahill, was the season eight winner of the NBC hit show *The Biggest Loser*.



## DOBBS' CAREER NUMBERS

	AVG	GP-GS	AB	R	H	2B	3B	HR	RBI	TB	SLG%	BB	HBP	SO	OB%	SF	SH	SB-ATT	PO	A	E	FLD%
2008	.125	46-3	16	19	2	1	0	0	1	3	.188	3	2	2	.333	0	0	3-3	8	9	3	.850
2009	.223	56-55	112	29	25	2	0	2	13	33	.295	19	19	14	.420	0	7	3-6	63	101	3	.982
TOTAL	.211	102-58	128	48	27	3	0	2	14	36	.281	22	21	16	.409	0	7	6-9	71	110	6	.968





# KRYSTLE HUEY

JUNIOR | 5-1 | L/R | 2L

OUTFIELD

GARLAND, TEXAS

GARLAND



9

## 2009 (Sophomore)

Named to the 2009 All-Big 12 first team ... Earned first Big 12 Player of the Week honor on April 28 ... Started 39 games, all in the outfield ... Drove in 13 runs and scored 33 on the season ... Second on the team with a .389 batting average in Big 12 play ... Hit .353 in the postseason (6-for-17) ... Led team with a .417 average during the Norman Regional (5-for-12) ... Had a great series at Missouri, going 2-for-4 in the first game and 3-for-4 in the second ... Scored two runs against the Tigers and her lone RBI was the gamewinner in the first game ... Was 2-for-3 with a run scored in the opening game win over Texas A&M ... Hit team-leading third triple of the year on a 2-for-3 day against Kansas ... Had a great outing against Louisiana-Lafayette, going 3-for-4 with two runs and two runs driven in ... Went 2-for-2, scoring a run in the second game of a doubleheader against Texas Tech ... Led Oklahoma against Massachusetts, scoring two runs on a 2-for-3 day ... Totaled four RBI and scored three runs in a 2-for-4 outing in the first game against UAB at the Hawai'i Paradise Classic.

## 2008 (Freshman)

A slap hitter who played center field ... Had best weekend of the season at the Norman Regional ... Recorded a .385 batting average over the weekend ... Had a key triple in OU's 6-5 loss to Nebraska in Big 12 Championship ... Hit key two-RBI triple against Tulsa.

## High School

A four-year letterwinner at Garland High School for head coach Cindy Mosteller ... Set single-season records at Garland for hits, runs scored and triples ... Named the 2007 Defensive Player of the Year and the Garland MVP ... Earned second team All-Dallas/Forth Worth area honors as a senior ... Selected to the 2006 EA Sports All-America team ... Named to the Texas Sports Writers Association All-State team as a junior ... Named to the 2006 NFCA All-South Central Region second team ... Led Garland to the 2006 and 2007 state titles ... Earned all-tournament honors ... Led Garland to third place ranking nationally, first in the state of Texas ... Named the team's Offensive Player of the Year in 2006 and the Defensive Player of the Year in 2005 ... Led Garland to four consecutive district titles ... Guided Garland to the 2005 state championship game where it finished runner-up ... Played summer ball for the Texas Glory Gold for head coach Dan Adkins ... Named the 18U TAAF State Champs and the Hall of Fame Runner-Up in 2005 ... Also lettered one year in basketball ... Earned the Lady Owl Assist Award.

## Personal

Daughter of Michael and Amelia Huey ... Majoring in forensic science.

## HUEY'S CAREER NUMBERS

	AVG	GP-GS	AB	R	H	2B	3B	HR	RBI	TB	SLG%	BB	HBP	SO	OB%	SF	SH	SB-ATT	PO	A	E	FLD%
2008	.238	58-29	105	24	25	4	2	0	9	33	.314	8	0	12	.292	0	5	11-13	23	0	0	1.000
2009	.285	57-39	123	33	35	1	3	0	13	42	.341	9	1	11	.338	0	6	9-11	42	2	0	1.000
TOTAL	.263	115-68	228	57	60	5	5	0	22	75	.329	17	1	23	.317	0	11	20-24	65	2	0	1.000







# CHANA'E JONES

JUNIOR | 5-6 | L/R | 2L

OUTFIELD

SAN JOSE, CALIF.

VALLEY CHRISTIAN

3

## 2009 (Sophomore)

Named to the 2009 All-Big 12 second team ... Started 45 games, all but one in the outfield ... Drove in 17 runs on the year while scoring 21 ... Hit .290 on the season and drew 12 walks ... Hit .341 in conference play (14-for-41) ... Hit her first career home run against Arkansas in the Norman Regional ... Home run was the highlight of a 3-for-5 day ... Went 2-for-4 against Oklahoma State ... Started at second base against North Texas ... Made a pinch hit appearance against Oklahoma State ... Went 2-for-3, scoring a run in the second game against Baylor ... Scored two runs on a 1-for-4 day against North Texas ... Clutch in the 10-7 win over Iowa State, going 3-for-5 with two runs scored ... Went a perfect 2-for-2 with one run batted in and one run scored against Saint Louis ... Also drew a walk against the Billikens.

## 2008 (Freshman)

Went 2-for-4 against Central Arkansas.

## High School

A three-year starter at shortstop at Valley Christian High School for head coach Amy Torok ... Recorded a .464 batting average during senior season ... Named Valley Christian High School's MVP and Female Athlete of the Year ... Earned first team all-league honors as a senior ... Named *San Jose Mercury News'* Athlete of the Year as a junior and a sophomore ... Two-time all-state selection as a sophomore and a junior ... Owned team-best .457 batting average during junior campaign ... Named the team's MVP in 2006 ... Two-time first team All-Mercury News honoree ... All-league WCAL second team selection as a junior ... Led Valley Christian to a second place finish in the Central Coast Section Final in 2006 ... Named to three different all-tournament teams during her first three years of high school ... First team all-league selection as a freshman and sophomore ... Honored as Christian Valley's Athlete of the Year as a sophomore ... Named the squad's Offensive Player of the Year as a freshman and a sophomore ... Played summer ball for the San Jose Sting for head coach Bob Perales, who also was the high school assistant coach ... One of the top hitters on the team with a .444 batting average in 2007 as the starting shortstop ... Led the Sting to five top-five finishes in national tournaments in her five-year stint with the team ... Led Sting to a seventh-place finish at the 2007 GOLD Nationals ... A multi-sport athlete who was a two-year starter on the soccer team and the starting point guard for the basketball team as a freshman ... Named the Division IV Goalie of the Year during senior soccer season ... Also earned WCAL all-league honors as a senior in soccer.

## Personal

Daughter of Neva Jones ... Has one brother, B.J.



## JONES' CAREER NUMBERS

	AVG	GP-GS	AB	R	H	2B	3B	HR	RBI	TB	SLG%	BB	HBP	SO	OB%	SF	SH	SB-ATT	PO	A	E	FLD%
2008	.183	38-17	71	10	13	3	0	0	7	16	.225	10	0	13	.284	0	0	0-0	5	0	1	.833
2009	.290	52-45	131	21	38	6	0	1	17	47	.359	12	0	12	.347	1	1	1-3	43	3	0	1.000
TOTAL	.252	90-62	202	31	51	9	0	1	24	63	.312	22	0	25	.324	1	1	1-3	48	3	1	.981





## WENDY TROTT

JUNIOR | 5-11 | L/L | 2L

UTILITY

FOUNTAIN VALLEY, CALIF.

FOUNTAIN VALLEY

30



### 2009 (Sophomore)

Started 31 games either in right field or as the designated hitter ... Drew a walk in her pinch hit appearance at North Texas ... Made a pinch hit appearance against Oklahoma State ... Went 2-for-3 against Tulsa with a solo home run ... Drew two walks against Creighton ... Had an RBI and a double on a 2-for-3 day against Saint Louis ... Had a home run in the 11-2 win over Nevada ... Went 2-for-3 in the season opener against Hawai'i.

### 2008 (Freshman)

Recorded key solo home run in OU's 6-5 victory over Arkansas in the Norman Regional ... Hit solo home run in OU's 6-1 victory over Oklahoma State ... Recorded a perfect 4-for-4 outing with three RBI and a home run against Central Arkansas ... Caught fire at Capital Classic where she hit .462 with four RBI and a home run ... Hit home run and had another RBI in OU's 2-0 win over Sacramento State ... Went 3-for-3 from the plate ... Pounded three home runs at OU Worth Invitational, including two in game against Drake ... Started OU career hot as she owned a .462 batting average in OU's opening weekend of play at the UCLA Tournament ... Pounded first home run of her career against Cal State Northridge ... Recorded key RBI in OU's 3-2 victory over Cal Poly.

### High School

A four-year letterwinner at Fountain Valley High School for head coach Carry Baker ... Two-time second team all-league as a junior and sophomore ... Named a first team all-league honoree as a freshman ... Honored as the squad's Offensive Player of the Year as a junior ... Played summer ball for the Gold Worth Firecrackers for head coach Tony Rice ... Won national championship with the Firecrackers at the 2007 GOLD Nationals ... Led the Firecrackers to a second-place finish at the 2006 GOLD National Championships ... Also a 2005 letterwinner in golf ... Member of the Principal's Honor Roll ... Nominated for the Coronet, the most prestigious award at Fountain Valley High School, honors excellence in athletics and academics.

### Personal

Daughter of Jim and Drue Trott ... Has two sisters, Katie and Mallory ... Sister Katie played softball at Albany.

### TROTT'S CAREER NUMBERS

	AVG	GP-GS	AB	R	H	2B	3B	HR	RBI	TB	SLG%	BB	HBP	SO	OB%	SF	SH	SB-ATT	PO	A	E	FLD%
2008	.276	56-50	145	14	40	3	0	8	29	67	.462	9	1	27	.323	0	2	0-0	5	0	0	1.000
2009	.202	47-31	89	8	18	3	0	3	11	30	.337	12	1	13	.304	0	0	0-0	1	0	0	1.000
TOTAL	.248	103-81	234	22	58	6	0	11	40	97	.415	21	2	40	.315	0	2	0-0	6	0	0	1.000





**ALLEE ALLEN**  
 SOPHOMORE | 5-6 | R/L | 1L  
 LEFT-HANDED PITCHER  
 BUENA PARK, CALIF.  
 KENNEDY

**22**

#### 2009 (Freshman)

Made 32 appearances and 16 starts ... Went 14-4 with a 2.80 earned run average ... Pitched 122.1 innings, striking out 103 batters ... Issued a team-low 37 walks ... Went 4-1 in Big 12 play with a 2.28 ERA ... Pitched three innings against Missouri in the Big 12 Championship title game ... Gave up one earned run to the Tigers ... Started at North Texas, working 3.2 innings ... Went three innings to get her first save of the season against Texas A&M with four strikeouts ... Pitched four innings in the second game against Kansas, allowing no runs or hits and striking out six ... Earned two wins against Nebraska ... Threw a one-hitter against Iowa State and was one HBP shy of a perfect game ... Struck out a season-high nine batters against DePaul ... One shutout on the season against Iowa State ... First loss of the season was to then-No. 1 Alabama ... Tallied wins over Cal Poly, Florida State, DePaul and Louisiana-Lafayette.

#### High School

Played at John F. Kennedy High School in La Palma, Calif. for head coach Jami Shannon ... Lettered all four years ... 2008 all-county first team selection ... Named 2008 Empire League Most Valuable Pitcher ... Empire League second team in 2006 and 2007 ... Led team to Empire League Championship all four years of school ... CIF Southern Section runner-up in 2007, semifinalist in 2008 and quarterfinalist in 2005 ... Played for the Worth Firecrackers 18 GOLD in Huntington Beach, Calif. ... Played for head coach Tony Rico ... Team won national championship in 2007 ... Finished as national champion runner-up in 2006.

#### Personal

Born Alexandra Allen in Anaheim, Calif. ... Daughter of Cyndee and Steve Allen ... Has two sisters, Amanda and Emily ... Majoring in special education.



#### ALLEN'S CAREER NUMBERS

	ERA	W-L	APP	GS	CG	SHO	SV	IP	H	R	ER	BB	SO	2B	3B	HR	BF	BAVG	WP	HBP	BK	SFA	SHA
<b>2009</b>	2.80	14-4	32	16	5	1/3	1	122.1	102	58	49	37	103	11	0	20	509	.225	2	11	0	3	5
<b>TOTAL</b>	2.80	14-4	32	16	5	1/3	1	122.1	102	58	49	37	103	11	0	20	509	.225	2	11	0	3	5





**KIRSTEN ALLEN**  
 SOPHOMORE | 5-11 | R/R | 1L  
 RIGHT-HANDED PITCHER  
 UNION, KY.  
 RYLE



**40**

#### 2009 (Freshman)

Made 16 starts and 31 appearances ... Posted a 9-8 record with a 2.79 earned run average ... Pitched 110.1 innings with a staff-low 44 earned runs allowed ... Started against Missouri in the Big 12 Championship title game ... Gave up two earned runs — three total — to the Tigers in the loss ... Picked up her third save of the season with three innings pitched against Iowa State ... Struck out five against the Cyclones ... Got the win at North Texas after pitching 3.1 innings in relief ... Struck out a season-high eight batters at Cal State Fullerton ... Went the distance against Tennessee at home, striking out seven in a loss ... Pitched complete games against Creighton and Tulsa.

#### High School

Lettered four years at Larry A. Ryle High School in Union, Ky., for head coach Bill Matteoli ... Posted a 34-4 record with a 0.19 earned run average as a senior ... Tallied 478 strikeouts and just 17 walks ... 2008 EA Sports first team All-American ... Kentucky's Gatorade Player of the Year in 2007 and 2008 ... 2008 Kentucky Miss Softball ... Senior Softball Player of the Year in 2008 by the Kentucky High School Athletic Association ... Three-time Greater Cincinnati and Northern Kentucky Women's Sports Association Fastpitch Player of the Year (2006-08) ... 2008 LaRosa's Greater Cincinnati Area High School Athlete of the Year ... 2007 Class 3A Player of the Year ... Three-time first team all-state selection (2006-08) ... Northern Kentucky Athletic Conference Most Outstanding Athlete (2006) ... *Cincinnati Enquirer* Player of the Year (2005-08) ... *Kentucky Post* Player of the Year (2005-07) ... Northern Kentucky Softball Coaches Association Player of the Year (2006-08) ... All-state second team member in 2005 ... Three-time district tournament MVP ... Four-time region tournament MVP ... 2006 overall state champions ... 2006 state tournament Most Valuable Player ... 2007 overall state runner-up ... Led team to five consecutive conference and district championships (2004-08) and four straight regional titles (2005-08) ... 2007 and 2008 state tournament all-tournament team ... 2007 LaRosa's Greater Cincinnati Area High School Athlete of the Year finalist ... Set numerous individual state records ... First team all-state academic team in 2007 and 2008 ... Also lettered in volleyball for three seasons ... Named to the Northern Kentucky Girls Volleyball Coaches Association first team in 2006 ... Northern Kentucky Athletic Conference first team in 2006 ... Member of the Future Business Leaders of America ... Named to the honor roll all four years ... Played with OU teammates Karolyne Long and Katie Norris on the Oklahoma Babes Gold under head coach Steve Bachman ... Team made appearance at GOLD nationals in 2008.

#### Personal

Born Kirsten Michelle Allen in Manhattan, Kan. ... Daughter of Marti and Patrick Allen ... Has three younger siblings, Taylor, William and Ryan ... Both parents competed in track and field at Kansas State ... Majoring in health and exercise science.

#### ALLEN'S CAREER NUMBERS

	ERA	W-L	APP	GS	CG	SHO	SV	IP	H	R	ER	BB	SO	2B	3B	HR	BF	BAVG	WP	HBP	BK	SFA	SHA
<b>2009</b>	2.79	9-8	31	16	8	2/5	3	110.1	106	53	44	38	83	19	2	9	481	.248	1	6	0	1	8
<b>TOTAL</b>	2.79	9-8	31	16	8	2/5	3	110.1	106	53	44	38	83	19	2	9	481	.248	1	6	0	1	8





# KAROLYNE LONG

SOPHOMORE | 5-10 | R/R | 1L

INFIELD

MIDWEST CITY, OKLA.

CARL ALBERT

12

## 2009 (Freshman)

Made 29 starts, most of them at shortstop ... Hit .257 on the year with 43 runs scored and 13 walks issued ... Drove in nine runs and scored eight in Big 12 play ... Took over the starting shortstop role on April 1 vs. Baylor ... Named to the 2009 Big 12 Championship All-Tournament team ... Went 2-for-2 with two runs scored against Texas in the Big 12 Championship ... Had a double and home run against the Longhorns ... At North Texas, went 2-for-4 with a run scored ... Drove in two runs on a 1-for-3 outing against Texas A&M ... Had a home run on a 2-for-3 night against Arkansas ... Hit a three-run shot in her only at-bat of the first game at Texas ... Started in left field the second game, going 2-for-3 with a double and a walk drawn ... Hit her first collegiate home run against Northwestern ... Proved to be the winning run against the Wildcats ... Went 1-for-1 in a pinch hit appearance against Iowa State ... Tallied a 2-for-2 afternoon with three runs scored and two stolen bases in the championship game of the Hawai'i Paradise Classic against UAB.

## High School

Played at Carl Albert High School in Midwest City ... Lettered two years at shortstop for head coach Colin White ... Lettered freshman and sophomore seasons at Midwest City High School for Bob Burges ... An all-state, all-city and all-conference selection in 2006 and 2007 ... Team won 2006 and 2007 Class 5A state titles ... Hit .440 as a senior with 40 RBI and eight home runs ... Played with OU teammates Kirsten Allen and Katie Norris on the Oklahoma Babes Gold under head coach Steve Bachman ... Team made appearance at GOLD nationals in 2008.

## Personal

Born Karolyne Ann Long in Tyler, Texas ... Daughter of Kari and Jim Long ... Younger sister of former OU softball All-American and graduate assistant, Savannah Long ... Also has a younger sister, Madisyn ... Uncle is Cale Gundy, recruiting coordinator and running backs coach for the OU football team ... Dad Jim played baseball at Oklahoma State ... Uncle, Mike Gundy, is head football coach at Oklahoma State.



## LONG'S CAREER NUMBERS

	AVG	GP-GS	AB	R	H	2B	3B	HR	RBI	TB	SLG%	BB	HBP	SO	OB%	SF	SH	SB-ATT	PO	A	E	FLD%
2009	.257	51-29	101	24	26	6	0	5	14	47	.465	13	1	26	.348	0	0	5-7	46	37	5	.943
TOTAL	.257	51-29	101	24	26	6	0	5	14	47	.465	13	1	26	.348	0	0	5-7	46	37	5	.943







## KATIE NORRIS

SOPHOMORE | 5-11 | R/R | 1L

UTILITY

STILLWATER, OKLA.

STILLWATER

33



### 2009 (Freshman)

Named to the All-Big 12 first team ... Made 55 starts in the outfield or at designated hitter ... Hit eight home runs ... Hit .296 with 35 runs driven in ... Scored 21 and was issued 12 walks ... Hit .354 in Big 12 play, driving in 15 runs ... Returned to her hometown of Stillwater and had a career night against Oklahoma State ... Went 2-for-3 with five runs batted in ... Brought in one run on an outfield single ... Scored the other four on her first career grand slam ... Was also hit by a pitch against the Cowgirls ... Had a double on a 2-for-3 outing against Texas A&M ... Went 2-for-4, driving in three runs and scoring one in the first game at Kansas ... Hit 2-for-3, driving in a run against Florida State as the designated hitter ... Went 2-for-4 against Tennessee and scored a run ... Hit 2-for-4 while driving in one run against Creighton ... Went 2-for-4 with a run scored and two RBI against Hawai'i at the Hawai'i Paradise Classic ... Hit her first collegiate home run against Hawai'i in the first game of her freshman season ... Gathered a hit in seven straight games to start her freshman campaign.

### High School

Played for head coach Angela Knott at Stillwater High School ... Lettered four years at catcher ... Hit .466 with four home runs as a senior ... All-conference selection in 2007 and 2006 ... Two-time *NewsPress* Softball Player of the Year ... 2007 Centennial Conference Offensive Player of the Year ... 2007 first team all-region ... 2007 all-state first team ... Ferguson Jenkins award winner ... Team Most Valuable Player (2007, 2006) ... Deringer Award (SHS Most Outstanding Student-Athlete) ... Named Player of the Week by *The Oklahoman* and *Tulsa World* ... 2006 all-conference team ... Team advanced to class 6A state tournament in 2006 and 2007 ... Squad won regional championship in 2006 and 2007 ... Academic all-state selection ... Also lettered three seasons in basketball ... Played with OU teammates Karolyne Long and Kirsten Allen on the Oklahoma Babes Gold under head coach Steve Bachman ... Team made appearance at GOLD nationals in 2008.

### Personal

Born Katherine Elizabeth Norris in Stillwater, Okla. ... Daughter of Julie and Chris Norris ... Has a younger brother, Kevin ... Father played football at the University of Wyoming ... Majoring in health and exercise science.

### NORRIS' CAREER NUMBERS

	AVG	GP-GS	AB	R	H	2B	3B	HR	RBI	TB	SLG%	BB	HBP	SO	OB%	SF	SH	SB-ATT	PO	A	E	FLD%
2009	.296	57-55	159	21	47	5	0	8	35	76	.478	12	4	21	.356	2	1	0-0	8	1	2	.818
TOTAL	.296	57-55	159	21	47	5	0	8	35	76	.478	12	4	21	.356	2	1	0-0	8	1	2	.818





## EVAN SALLIS

SOPHOMORE | 5-2 | L/R | 1L

UTILITY

MUSKOGEE, OKLA.

MUSKOGEE

13

### 2009 (Freshman)

Started 39 games on the year ... Scored 43 runs and drew 11 walks ... Led team in stolen bases, going 19-for-21 on the year ... Scored 20 runs in Big 12 play ... Went 2-for-2 in stolen base attempts in the postseason ... During the two-game series with Iowa State went 4-of-8 and scored four runs ... Went 2-for-4 with two runs scored against Louisiana-Lafayette and 2-for-3 with one run scored against DePaul at the Judi Garman Classic... Went 2-for-4 against Saint Louis ... Scored two runs at Tulsa and stole two bases ... Led Oklahoma with a .429 average at the Cathedral City Classic ... Went 2-for-2 with a run scored and one driven in against Arizona State ... Against Nevada, went 2-for-4 with two runs scored.

### High School

Played at Muskogee High School ... Lettered all four years at shortstop ... Hit .477 with 17 runs batted in as a senior ... Tallied 62 hits, scored 37 runs and stole 20 bases ... An all-region and all-state honoree ... Three-time Frontier Conference all-conference selection ... Four-time Big East conference selection ... Named Big East Player of the Year as a senior ... Four-time All-Phoenix selection ... Named to Oklahoma High School Sports Large East Team ... Team's Most Valuable Player as a freshman and senior ... Three-time offensive and defensive player of the year ... Also lettered in basketball four years ... Named to the Superintendent's and Principal's lists.

### Personal

Born Evan Alexandria Sallis in Muskogee, Okla. ... Daughter of Rodney and April Sallis ... Enrolled in pre-medicine studies ... Father played basketball at Langston University ... Brother, Jordan, plays baseball at University of Arkansas at Fort Smith.



### SALLIS' CAREER NUMBERS

	AVG	GP-GS	AB	R	H	2B	3B	HR	RBI	TB	SLG%	BB	HBP	SO	OB%	SF	SH	SB-ATT	PO	A	E	FLD%
2009	.274	54-39	135	43	37	1	0	0	6	38	.281	11	2	28	.338	0	4	19-21	65	53	4	.967
TOTAL	.274	54-39	135	43	37	1	0	0	6	38	.281	11	2	28	.338	0	4	19-21	65	53	4	.967



## MICHELLE GASCOIGNE

FRESHMAN | 5-9 | R/L | HS  
LEFT-HANDED PITCHER  
BENICIA, CALIF.  
BENICIA

32



### High School


*Vallejo Times Herald* 2009 Female Athlete of the Year ... *Vallejo Times Herald* 2008 Softball Player of the Year ... SCAC first team All-League all four seasons ... SCAC Co-Pitcher of the Year and Co-Most Valuable Player as a senior ... Helped her team reach the sectional playoffs the all four seasons ... Named team's most valuable player all four seasons ... Ended her high school career with 1,026 strikeouts ... Hit .494 with 21 RBI and tallied 15 extra-base hits as a senior ... Had an earned run average of 0.34 as a pitcher ... Pitched 204 innings and recorded 333 strikeouts en route to an 25-7 record ... Totaled 13 career no-hitters ... Recorded 52 career shutouts ... Hit .364 with 15 runs scored and tallied 24 hits as a junior ... Had an earned run average of 0.23 as a junior ... Pitched 150.1 innings and recorded 302 strikeouts en route to an 18-6 record ... Four-year selection to the *Vallejo Times Herald* All-Region team ... *Sacramento Bee* All-Region first team as a freshman ... SCAC Pitcher of the Year as a freshman and junior ... Two-time nominee for the Cal Hi Sports Player of the Year ... Team won league championship as a freshman ... Named Benicia High School Most Athletic ... Named to the Principal's Honor Roll seven of eight semesters and hono roll one semester ... Maintained a 4.0 grade point average as a junior and senior.

### Travel Ball

Played for the Sorcerer in Pleasanton, Calif. and All-American Sports Academy GOLD ... Participated in the 2009 Canada Cup ... Team competed at ASA national championship and won the Independence Day tournament in Boulder, Colo., in 2008 ... Participated in every age group ASA National Championship 10U through 18U GOLD.

### Personal

Born Michelle Ann Gascoigne in Burbank, Calif. ... Daughter of Gary and Lorri Gascoigne ... Has one sister, Mandi ... Step-grandfather Doug Mayberry attended Oklahoma and was a member of the RUF/NEKS ... Chose Oklahoma over Washington, Nebraska, Ohio State, Virginia Tech, California and UCLA.



## HALEY NIX

JUNIOR | 5-8 | L/L | TR  
INFIELD  
DAINGERFIELD, TEXAS.  
TEXARKANA COLL.

5



### Texarkana College

A 2009 NFCA first team All-American ... Second team All-American in 2008 ... Second team National Junior College Athletic Association All-America in 2009 ... Third team NJCAA All-American in 2008 ... First Bulldog freshman to earn NJCAA All-America honors ... First team All-Midwest Region in 2009 ... 2009 Region XIV Player of the Year ... First team NJCAA Region XIV honoree both seasons ... National Fastpitch Coaches Association All-Midwest Region second team in 2008 ... Hit .509 with 113 hits and 16 home runs as a sophomore ... Scored 65 runs and drove in 90 ... Recorded 25 doubles and six triples ... Led team to 2008 Region XIV east zone championship ... Hit .429 as a freshman, registering 85 hits and scoring 52 runs ... Recorded 53 runs batted in and nine home runs ... Set Texarkana single season records for slugging percentage (.747) and doubles (24).

### High School

A 2007 all-state selection at Daingerfield (Texas) High School ... Three-time all-district 17 2A first team member ... Named Offensive Most Valuable Player by the *Texarkana Gazette* and *Longview News Journal* ... All-East Texas team ... Hit .750 with 46 runs batted in and six home runs as a senior ... A four-year letterwinner in volleyball ... Named district offensive MVP and a first-team selection in the sport.

### Personal

Born Haley Ann Nix in Longview, Texas ... Daughter of Paula and Dennis Nix.







**KEILANI RICKETTS**  
FRESHMAN | 6-2 | L/L | HS  
LEFT-HANDED PITCHER  
SAN JOSE, CALIF.  
ARCHBISHOP MITTY

10



**JESSICA SHULTS**  
FRESHMAN | 5-9 | L/R | HS  
CATCHER/FIRST BASE  
VALENCIA, CALIF.  
HART

18

#### High School

2009 EA Sports/ESPN Rise National Player of the Year ... 2009 EA Sports first team All-America ... Finalist for Gatorade National Player of the Year as a senior ... California's Gatorade Softball Player of the Year in 2009 ... Led Archbishop Mitty to the 2009 National Fastpitch Coaches Association National Championship ... 2009 West Catholic Athletic League Pitcher and Player of the Year ... 2009 *San Jose Mercury News* Player of the Year ... 2009 Cal Hi Sports Focus Central Coast Section Player of the Year ... Perfect 22-0 record as a senior pitcher ... Recorded an earned run average of 0.10, totaling 347 strikeouts in 146 innings pitched ... Hit .456 with nine home runs in her final season ... Named to the EA Sports All-America second team as a junior ... Two-time Under Armour High School All-American ... Cal Hi Sports first team All-State ... Cal Hi Division II State Athlete of the Year ... 2008 Cal Hi Sports Focus Central Coast Section Player of the Year ... 2008 *San Francisco Chronicle* All-Metro Player of the Year ... 2008 *San Jose Mercury News* Player of the Year ... 2008 West Catholic Athletic League Pitcher of the Year ... Named team's most valuable player as a junior ... Led team to 2008 and 2007 Division II Central Coast Section championship and West Catholic Athletic League title ... Hit .525 as a junior ... Posted an 11-1 record with a 0.30 earned run average as a junior ... Struck out 172 batters in 87 innings pitched ... Earned three letters in basketball ... 2008 West Catholic League Honorable Mention ... 2008 *San Jose Mercury News* third team ... Basketball team won 2007 and 2008 state championship ... 2009 WCAL first team all-league and *San Jose Mercury News* first team all-county ... Division II Central Coast championship and state championship ... Team repeated as state champions in 2008.

#### Travel Ball

Participated in the 2009 Canada Cup ... Won the 2009 ASA 18U GOLD National Championship with the Sorcerer GOLD-Phil from Vallejo, Calif. ... Went 7-0 in the circle during the tournament's run ... Struck out 58 batters in 47 innings of work ... Gave up 15 hits and eight walks ... Hit .444 (8-for-18) with six runs batted in.

#### Personal

Born Keilani Ricketts in San Jose, Calif. ... Daughter of Jeff and Carol Ricketts ... Name Keilani is Hawaiian for "glorious chief" ... Has three siblings — Samantha, Richard and Stephanie ... Samantha is a former OU All-American ... Stephanie plays softball at the University of Hawai'i ... Richard is a member of the Air Force Academy football team ... Chose Oklahoma over California, Texas A&M, Washington, Florida and UCLA.

#### High School

EA Sports All-America first team ... Foothill League and Santa Clarita Valley Player of the Year honors ... All-CIF first team as a sophomore, junior and senior ... All-state second team ... All-Foothill League first team all four seasons ... All-Santa Clarita first team for four seasons ... First team selection by the *Los Angeles Daily News* all four years of high school ... Hit .448 as a senior ... Recorded an .885 slugging percentage with 10 home runs and eight doubles ... Drove in 27 runs and drew 23 walks ... Hit .479 with 10 home runs and 31 runs batted in as a junior ... Also scored 27 runs for the Indians ... Named team's offensive most valuable player all four seasons ... Also earned MVP honors at the Thousand Oaks Tournament ... Team won the Foothill League Championship her junior year ... Team also finished as CIF Division I runner-up her sophomore season ... Named a 2007 Scholar Athlete.

#### Travel Ball

Played for the Worth Firecrackers ... Team finished third at 2009 ASA 18U GOLD National Championship in Oklahoma City ... Participated in the 2009 Canada Cup ... 2008 Colorado Fireworks champions ... 2008 Champions Cup ... 2007 Canada Cup title ... 2007 ASA national championship.

#### Personal

Born Jessica Nicole Shults in North Hollywood, Calif. ... Daughter of Chris and Bob Shults ... Has a brother, Justin, who plays baseball at UC-Riverside ... Chose Oklahoma over UCLA, Washington and Arizona.



## BRIANNA TURANG

FRESHMAN | 5-6 | L/R | HS

OUTFIELD

CORONA, CALIF.

SANTIAGO



2

### High School

Four-year letterwinner at Santiago High School in softball and soccer ... Three-time all-league selection in softball ... A 2008 all-state honoree ... Team won CIF championship in 2006 ... Three-time all-league honoree in soccer ... Two-time All-CIF player ... Helped high school team to an undefeated season in 2007-2008 ... Team won CIF championship in 2005-06 ... Team made semifinals in 2007 and 2008 ... 2007 Olympic Development Program State team ... Led club team, Slammers F.C., to State (National) Cup Championship in 2007 and semifinals in 2009 ... Won Surf Cup Championship in 2006 and 2007 ... Also lettered in volleyball one season ... A three-time all-academic honoree ... Received Principal's Honor award.

### Travel Ball

Played for the Minors 18U GOLD out of Hemet, Calif., under head coach Larry Minor.

### Personal

Born Brianna Cathleen Turang in Whittier, Calif. ... Daughter of Carrie and Brian Turang ... Has four siblings — Carissa, Cabria, Ballee and Brice ... Father drafted and played for Seattle Mariners organization from 1989-1995 and Toronto Blue Jays in 1996 ... Mother played softball at Long Beach State ... Family appeared on the NBC reality television show *Meet Mr. Mom* ... Also a member of the Oklahoma soccer team.







**BUILT ON**  
leadership

**COACHES AND STAFF**





## PATTY GASSO

### HEAD COACH

### 16th SEASON

### LONG BEACH STATE, 1984

### 727-239-2 (.751) AT OU



**A**s she begins her 16th season at the University of Oklahoma, head coach Patty Gasso has molded the OU softball program into a national power and permanently placed herself among the elite college softball coaches in the country.

The Sooners have reached the Women's College World Series five times during her tenure, in the process, advanced to the postseason in each of her previous 15 seasons. The WCWS run began in 2000 when her team won the NCAA National Championship in OU's first appearance.

Is she the best coach in the history of Oklahoma softball? Undoubtedly.

Is she the greatest coach in Big 12 history? The stats say she is.

Could she be one of the best coaches to ever coach college softball? Each season, she continues to build what is a very strong argument.

Currently in her 20th season as a head coach, Gasso has a career collegiate coaching record of 889-298-2 (.748) and holds an overall record of 727-240-2 (.750) at the University of Oklahoma. She has won more Big 12 games (186-61) than any coach in the league's history and has twice as many wins as any other coach in OU history. Gasso's Sooner teams have finished second or higher 11 different times since the inception of the Big 12 in 1996. They have won 75 percent of their Big 12 contests and OU has claimed four Big 12 regular season and three tournament titles under her direction.

Numerous Sooner players have prospered under Gasso's tutelage and garnered national, regional and conference recognition. She has directed 32 All-Americans, 61 All-Region honorees and 101 all-conference selections.

In the Big 12 era, six Sooners have been named Big 12 Player of the Year, two have been selected as Big 12 Freshman of the Year, one as Big 12 Newcomer and Lauren Eckermann was named OU's first Big 12 Pitcher of the Year in 2007.

In addition, 2005 graduate Heather Scaglione was a two-time Big 12 Defensive Player of the Year. Savannah Long became the first infielder to earn the Big 12 Defensive Player of the Year honor in 2008. Most recently, Amber Flores was named Big 12 Player of the Year in 2009.

The OU softball success under Gasso has also spilled over into the classroom where the Sooners have been honored with 73 academic all-conference honors. Six of those have gone on to become Academic All-Americans, including Lana Moran, the 2000 Academic All-American of the Year.

Gasso and her staff have consistently been recognized for their efforts on and off the field. The staff was awarded three consecutive Speedline/NFCA Midwest Region Coaching Staff of the Year awards from 1999-2001 and received the national honor in 2000. Gasso and staff have claimed the Midwest honor in five of their 15 seasons with the most recent award coming in 2004. In addition, Gasso has been named the Big 12 and Midwest Region Coach of the Year in 1996, 1999 and 2000. She was named the 2009 Big 12 Coach of the Year.

Gasso's career with the Sooners began in 1995 when she arrived at OU after five successful years at Long Beach City College. Her accomplishments during her tenure at LBCC and since led to Gasso being named to the LBCC Hall of Champions in 2004. Later during the 2004 summer, Gasso was inducted into the inaugural class of the Long Beach City Baseball and Softball Hall of Fame. Her success in her hometown of Long Beach set the foundation for a spectacular career in Norman.



## THE GASSO FILE

### Personal

Hometown.....Torrance, Calif.  
 High School..... Bishop Montgomery  
 College..... Long Beach State, 1984  
 Family..... husband, Jim  
    sons, J.T. and D.J.

### Coaching History

Oklahoma ..... 1995–Present  
 Record..... 727-239-2 (.731)

Long Beach City College..... 1991-94  
 Record..... 162-59 (.731)

### Career Honors

- 2009 Big 12 Coach of the Year
- 2000 Big 12 Coach of the Year
- 1999 Big 12 Coach of the Year
- 1996 Big 12 Coach of the Year
- 2000 NFCA Coaching Staff of the Year
- 2004 NFCA Region Coaching Staff of the Year
- 2001 NFCA Region Coaching Staff of the Year
- 2000 NFCA Region Coaching Staff of the Year
- 1999 NFCA Region Coaching Staff of the Year
- 1996 NFCA Region Coaching Staff of the Year
- NFCA 800-Win Club
- Long Beach City Hall of Champions (2004)
- Long Beach Hall of Fame (2004)

## OKLAHOMA THEN AND NOW

*The years before and after Patty Gasso's arrival....*

	Before (1975-94)	Since (1995-09)
Overall Record	562-450	727-239-2
# of weeks in Top 25	0	210
National Titles	0	1
Conference Titles	0	4
Postseason Conference Titles	0	3
Women's College World Series	0	5
NCAA Tournament Appearances	1	15
All-America Selections	1	32
All-Conference Selections	60	101
All-Conference Academic	28	73
Years Among final Top 25	0	15
Years Among final Top 10	0	7
Finish in the Top 2 in Conference	0	11

In her first season at the helm, the Sooners recorded a 43-23 record, finished second in the conference and reached the regional final. Several Sooners received awards for their play during the 1995 season, including 11 players who garnered all-conference accolades (four on the first team).

Gasso and the Sooners reached new heights in 1996, recording a 50-20 record, a first-ever Big 12 Championship, and another regional final berth. OU dominated the inaugural Big 12 Tournament, putting five players on the all-tournament squad. Pitcher Jill Most was named the tourney MVP.

Gasso's 1996 squad also became the first team outside of the states of California or Arizona to win the prestigious Pony Tournament. Gasso was recognized by her peers for her team's performance, earning the Big 12 Coach-of-the-Year award. Again, Sooner players were mentioned as some of the league's best with 10 players receiving All-Big 12 recognition.

Gasso continued the trend of reaching new heights in 1997 when the team recorded the then-second best record in school history (55-19). The season was highlighted by two impressive 12-game winning streaks that helped the team to a second-place finish in the Big 12. For the fourth consecutive year, OU advanced to a NCAA Regional. It marked the first time in school history that OU hosted the event.

The 1998 season was probably one of Gasso's best coaching jobs. However, it wasn't because of the number of wins and losses or the tournaments won by the Sooners. It was due to the fact the team featured six freshmen. Gasso led the young group to a 49-15 record, a second-place conference finish and a No. 1 seed in a NCAA Regional. Five Sooners were named to the all-conference squad and three players were named to the All-Region team.

In 1999, Gasso led OU to its sixth straight NCAA regional playoff appearance and her team continued to demonstrate that she is one of the top coaches in the country. Along the path to the regional playoffs in Baton Rouge, La., the Sooners seized several awards and honors. For the second time in the three-year history of the Big 12 Conference, OU was crowned regular season champion. The Sooners, who finished with a 40-16 overall record, won the Big 12 with an 11-3 record.

Oklahoma fell just short of its goal, the Women's College World Series, but the Sooners proved once again that they were a national powerhouse. That year, OU defeated several top-25 teams including Louisiana State, Texas, Massachusetts, Oregon, Texas A&M, Missouri and Nebraska. In addition, the Sooners swept the four-game series with state rival Oklahoma State. The last victory against the Cowgirls in the regular season finale clinched the Big 12 title.

Not only were Gasso's players honored for their accomplishments in 1999, but she was also recognized for her solid coaching effort. Gasso was named the 1999 Big 12 Coach of the Year and joined her staff as the Midwest Regional Coaching Staff of the Year.

The 2000 Sooners won their third Big 12 regular season title since the league began in 1996 and hosted their first NCAA Regional since 1997. Behind an explosive offense and a dominant defense, the Sooners rolled to a 66-8 record and won their final eight games of the season to capture the first softball national championship in school history.

Four Sooners earned All-America honors, with Lisa Carey and Ashli Barrett earning first team recognition. Outfielder Erin Evans and pitcher Jennifer Stewart were both third team All-Americans and Stewart was named the Most Outstanding Player of the WCWS. The accolades rolled in as Gasso was named the *Dallas Morning News* Big 12 Coach of the Year. She and her staff also earned the Midwest Region Coach of the Year award and Speedline/NFCA Division I National Coaching Staff of the Year.

Following the 2000 National Championship season, Gasso's 2001 squad continued the string of success. The 2001 team went on to match many of the accomplishments of the previous year, including a return trip to the Women's College World Series, a 50-win season and four All-America selections. The team also established its own successes by compiling a school-record 23-game win streak and the program's first Big 12 Tournament title since 1996.

In 2002, Oklahoma went 49-16 and 14-2 in the Big 12. Taking their team motto "Triple Threat" to heart, the Sooners swept their third consecutive NCAA Regional and advanced to a third straight Women's College World Series.





J.T., Patty, Jimmy and D.J. Gasso

The 2003 squad was led by five seniors and sophomore hurler Kami Keiter. OU reached its fourth consecutive WCWS by becoming the first Sooner squad to claim a regional championship away from Norman. OU ended the season with a 47-14 record and won one game before being eliminated from the 2003 WCWS.

Five Sooners were named to the All-Big 12 Conference first team including senior Leah Gulla, who led the conference in batting average, hits and RBI. Underclassmen Keiter, Heather Scaglione and Kristin Vesely joined senior Evans on the all-conference team. The NFCA bestowed All-America honors on Keiter and Gulla, while Evans joined the duo on the Midwest Region Team.

The OU program reached a couple of milestones during the 2003 season. The program recorded its 1,000th victory when the Sooners knocked off Bethune-Cookman in its regional opener on May 15. Justifying its nickname, the Sooners also became the first Big 12 team to reach the 100-win mark in conference play. OU beat Nebraska, 1-0, in Lincoln on March 20, 2003, to be the first squad to reach the century mark.

The 2004 season went down as one of the most memorable in Sooner history. OU battled through injuries during the entire regular season and peaked at the right time. OU, seeded second in the NCAA Region I Championship, stormed through Tucson, Ariz., knocking off No. 1 Arizona and No. 9 Louisiana-Lafayette en route to the Sooners' fifth consecutive WCWS.

The Sooners entered the WCWS as the hottest hitting team in the postseason and held onto that recognition, despite being eliminated after winning their opener against Washington. Gasso's staff was recognized for a fifth time as the NFCA Midwest Region Coaching Staff of the Year, thanks to one of the most memorable postseason runs in NCAA history.

In 2005, the Sooners made their 11th straight NCAA postseason appearance under Gasso and claimed the Regional 14 Championship in front of the home crowd in Norman. Despite missing out on its sixth straight WCWS appearance after dropping a best-of-three series to Arizona in the NCAA Super Regional, the Sooners were one of the best hitting teams in program history (fourth in the nation with a .320 batting average). The highlight of the season was OU's record 29-game winning streak that spanned 36

days and was extended during play in five different states. The Sooners outscored opponents 218-40, run ruled 10 opponents and claimed five tourney championships during the streak.

In 2006, Gasso led the Sooners to their 13th straight 40-win season. The young Sooner squad made a strong postseason run, winning 12 of its final 15 contests to finish second in the Big 12 Championship and advance to the NCAA Regional Finals for the seventh consecutive year.

In 2008, the Sooners advanced to the NCAA Super Regionals and finished second in the Big 12 with an overall record of 47-14 and 16-2 in league play. In addition to Savannah Long being named the Big 12's Defensive Player of the Year, she and four teammates were named first team All-Big 12. Four Sooners earned All-Midwest Region first team honors with another on the second team.

The 2009 Oklahoma softball team wrapped up the year 41-16 overall and 14-4 in Big 12 play. The Sooners won their fourth Big 12 regular season title and hosted an NCAA Regional for the second consecutive year. Flores was named Big 12 Player of the Year and Gasso earned her fourth Big 12 Coach of the Year honor.

Flores was named a first team All-America selection by the National Fastpitch Coaches Association and senior Samantha Ricketts was named to the second team. Flores, Ricketts, junior Lindsey Vandever and senior D.J. Mathis were named to the first team All-Central Region by the organization. Flores was also a top 10 finalist for USA Softball's Collegiate Player of the Year.

Five Sooners were named to the first team All-Big 12 team and three were named to the second team. OU placed five student-athletes on the All-Big 12 Academic team. Flores was named Big 12 Player of the Week three times, while Huey earned the honor once. Mathis was also named Big 12 Pitcher of the Week once during the season. Flores earned NFCA/Louisville Slugger National Player of the Week honors and ESPN/USA Softball National Player of the Week honors on Feb. 10.

Gasso and her husband, Jim, reside in Norman with their youngest son, D.J., a freshman at Norman North. The couple's oldest son, J.T., plays baseball at East Central University in Ada, Okla.

## OKLAHOMA UNDER GASSO

### Season Record

2009.....	41-16
2008.....	47-14
2007.....	55-8
2006.....	40-21-1
2005.....	50-17
2004.....	45-23-1
2003.....	47-14
2002.....	49-16
2001.....	50-9
2000.....	66-8
1999.....	40-16
1998.....	49-15
1997.....	55-19
1996.....	50-21
1995.....	43-23
Overall Record.....	727-239-2 (.751)

### Conference Record and Finish

2009.....	14-4 (First)
2008.....	16-2 (Second)
2007.....	14-4 (Second)
2006.....	8-10 (Fifth)
2005.....	12-6 (Second)
2004.....	11-7 (Fifth)
2003.....	12-6 (Fourth)
2002.....	14-2 (Second)
2001.....	14-2 (Second)
2000.....	17-1 (First)
1999.....	11-3 (First)
1998.....	12-5 (Second)
1997.....	14-4 (Second)
1996.....	17-5 (First)
1995.....	12-4* (Second)

\*Big 8 Conference

Big 12 Record .....	186-61 (.759)
Big 8 Record .....	12-4 (.750)
Overall Conference Record.....	198-65 (.753)

### Postseason

2009.....	NCAA Regional
2008.....	NCAA Super Regional
2007.....	NCAA Super Regional
2006.....	NCAA Regional
2005.....	NCAA Super Regional
2004.....	NCAA Regional, WCWS
2003.....	NCAA Regional, WCWS
2002.....	NCAA Regional, WCWS
2001.....	NCAA Regional, WCWS
2000.....	NCAA Regional, WCWS
	National Champions
1999.....	NCAA Regional
1998.....	NCAA Regional
1997.....	NCAA Regional
1996.....	NCAA Regional
1995.....	NCAA Regional





## GASSO'S YEAR-BY-YEAR AT OKLAHOMA

<i>Year</i>	<i>Overall</i>	<i>Pct.</i>	<i>Big 12 Record</i>	<i>Pct.</i>	<i>Postseason</i>
1995	43-23	.652	—	—	NCAA Regional Final
1996	50-21	.704	17-5	.773	Big 12 (first), NCAA Regional Final
1997	55-19	.743	14-4	.778	Big 12 (third), NCAA Regional (third)
1998	49-15	.766	12-5	.706	Big 12 (second), NCAA Regional Final
1999	40-16	.714	11-3	.786	Big 12 (quarterfinals), NCAA Regional Final
2000	66-8	.892	17-1	.945	Big 12 (semis), NCAA Regional Champions, WCWS National Champions
2001	50-9	.848	14-2	.875	Big 12 (first), NCAA Regional Champions, WCWS
2002	49-16	.753	14-2	.875	Big 12 (second), NCAA Regional Champions, WCWS
2003	47-14	.770	12-6	.666	Big 12 (fourth), NCAA Regional Champions, WCWS
2004	45-23-1	.652	11-7	.611	Big 12 (semis), NCAA Regional Champions, WCWS
2005	50-17	.746	12-6	.666	Big 12 (semis), NCAA Regional 14 Champions, NCAA Super Regional
2006	40-21-1	.653	8-10	.444	Big 12 (second), NCAA Regional Final
2007	55-8	.873	14-4	.778	Big 12 Tournament Champions, NCAA Regional Champions, NCAA Super Regional
2008	47-14	.770	16-2	.889	NCAA Regional Champions, NCAA Super Regional
2009	41-16	.719	14-4	.778	NCAA Regional
<b>TOTALS</b>	<b>727-239-2</b>	<b>.751</b>	<b>186-61</b>	<b>.759</b>	<b>15 NCAA Tournament Appearances, 1 National Championship</b>



**N**ow in her 13th season as a full-time coach, Melyssa Lombardi continues to guide the Sooner pitchers and catchers to even greater accomplishments. Lombardi was promoted to her current position of associate head coach in July 2007.

Drawing from her playing days as a catcher for the Sooners from 1995-96, Lombardi has lent her valuable experiences in tutoring the Oklahoma catchers and pitchers. During her tenure, the Sooners won the 2000 National Championship and have won eight NCAA Regional Championships in 13 postseason appearances. In addition the Sooners have claimed three Big 12 regular season titles (1999, 2000, 2009) and two conference tournament championships (2001, 2007).

A former all-conference catcher for the Sooners, Lombardi has also coached the Oklahoma battery to a combined 10 All-America honors, 20 All-Region accolades and 27 All-Big 12 selections during her time in Norman.

Lombardi guided catcher Heather Scaglione to two straight All-America first team honors in 2004 and 2005. The only two-time first team All-American in school history was also named the Big 12's Defensive Player of the Year in those same years. Scaglione remains the only player in Big 12 history to receive the honor twice.

The 2007 season was one of the most successful for the OU battery. The team posted a 55-8 overall record and Lauren Eckermann earned Big 12 Pitcher of the Year honors. Eckermann went on to be named an All-American and tied the school record for most wins in a season with 37. In 2008, pitcher D.J. Mathis and catcher Lindsey Vandever earned All-Midwest Region and All-Big 12 honors. Mathis also earned second team All-America honors and ranked among the nation's best in several NCAA categories. Vandever and Mathis earned all-Big 12 honors in 2009 and were named to the NFCA All-Central Region team.

In 2004, Lombardi may have had her biggest challenge since joining the OU staff. The pitching coach had to hold together a staff that was missing its No. 1 and No. 2 pitcher for a combined total of 51 games. Despite the shortage of arms, the Sooners were the third best staff (in terms of ERA) in the Big 12. Lombardi's protégé Kami Keiter turned it up another notch during the postseason when she garnered All-Big 12 Tournament and Region I Championship MVP honors.

In 2003, Lombardi guided Keiter out of the shadows of former Sooner great Jennifer Stewart and into stardom. In just her second collegiate season, Keiter led the Big 12 in wins (47) and was ranked in the NCAA top 15 in two pitching categories. The Sooner pitching staff combined for an ERA of 1.40, which ranked as the 18th best in the NCAA.

In her first year on the coaching staff as a student assistant in 1997, the OU pitching staff produced one of the lowest earned run averages in school history and in the country.

The staff finished with a 1.14 ERA to rank seventh in the nation. The Sooners' pitching performances continued to rank among the nation's elite in 1998 and 1999 and the Sooners' improvement culminated in 2000 with a national championship.

In the national championship season, the team registered a 1.44 ERA which was good enough for second in the Big 12 and ranked 25th nationally. The staff posted 24 shutouts and its best strikeout total in three years with 301.

Lombardi helped guide the one-two punch of Lana Moran and Stewart that year. Moran went 26-2 and led the Big 12 with a 1.28 ERA. Stewart was a third team All-America selection and the MOP of the Women's College World Series. Lombardi also helped catcher Ashli Barrett reach new heights as the junior was named a first team All-American.

The Glendale, Ariz., native ended her two-year Sooner playing career with a spectacular senior season in 1996. Her team-leading .345 batting average was a key factor during OU's Big 12 Conference Championship run that year.

She was also instrumental in helping Jill Most and Jennifer Jaime record two of the best pitching seasons in school history. Lombardi caught all three of Most's wins in OU's conference tournament games and was named to the all-tournament team after going 3-for-8 (.375) at the plate with four RBI, two runs scored, a triple and a stolen base.

Lombardi graduated from Oklahoma in 1997 with a degree in health and sports science. She and her husband, John, were married on Nov. 10, 2000. The couple has one child, a son, Gianni Thomas.



## MELYSSA LOMBARDI

ASSOCIATE HEAD COACH  
13th SEASON  
OKLAHOMA, 1997

### THE LOMBARDI FILE

#### Personal

Hometown..... Glendale, Ariz.  
High School..... Greenway HS  
College..... Oklahoma, 1997  
Family..... husband, John  
son, Gianni

#### Coaching Career

Oklahoma Associate Head Coach  
.....2007-present  
Oklahoma Assistant .....1998-2007  
Oklahoma Student Assistant..... 1997

#### Playing Career

Oklahoma .....1995-96  
Central Arizona.....1993-94

#### Coaching Accomplishments

- Member of 1999, 2000, 2001 and 2004 NFCA Midwest Region Coaching Staffs of the Year
- Coached four pitchers and two catchers to 10 combined All-America honors
- At least one pitcher or one catcher has garnered All-Big 12 honors each year since 1998
- 57 total honors for the battery since 1997
- 20 NFCA All-Region honors have gone to OU pitchers and catchers under Lombardi

#### Playing Accomplishments

- 1996 NFCA All-Region
- 1996 Second Team All-Big 12
- 1995 Honorable Mention All-Big 12



Melyssa, Gianni and John Lombardi





## TRIPP MacKAY

ASSISTANT COACH  
THIRD SEASON  
OKLAHOMA STATE, 2000

### THE MACKAY FILE

#### Personal

Hometown ..... Mt. Pleasant, Texas  
High School ..... Mt. Pleasant HS  
College ..... Oklahoma State, 2000  
Family ..... wife, Holly  
daughter, Ali  
son, Jack

#### Coaching Career

Oklahoma Assistant ..... 2007-Present  
Private Hitting Instructor ..... 2001-07  
Blinn College ..... 1999-2000  
Palm Beach CC (Volunteer) ..... 1998  
Northeast Texas CC (Volunteer) . 1997

#### Playing Career

Sioux City Explorers ..... 1999-2000  
Winnipeg Goldeyes ..... 1998-99  
Cape Fear Crocs (A) ..... 1997  
Vermont Expos (A) ..... 1996  
Oklahoma State ..... 1995-96  
University of Florida ..... 1993-94

#### Playing Accomplishments

- 1995 All-American
- 1996 All-American
- Member of the 1996 Oklahoma State College World Series team

**T**ripp MacKay begins his third season as an assistant on the Oklahoma softball staff where he is responsible for working with OU's outfielders and the Sooner offense.

MacKay is a familiar name in the state of Oklahoma as he began his collegiate career at the University of Florida and played his final two seasons at Oklahoma State. He was a two-time All-American and a member of the 1996 College World Series team at Oklahoma State. MacKay graduated with a degree in physical education from OSU in 2000.

The second baseman moved on to the professional ranks after being drafted by the Montreal Expos in the 1996 draft. MacKay played for the Vermont Expos and the Cape Fear Crocs in the Montreal Expos organization from 1996-97 and finished his professional play in the Northern League with the Winnipeg Goldeyes (1998-99) and Sioux City Explorers (1999-2000).

MacKay began his coaching career with valuable experience at the collegiate level as an assistant coach. He made stops at Blinn College, Palm Beach Community College and Northeast Texas Community College from 1997-2000.

He spent seven years as a private hitting instructor in Dallas and, in 2004, became a partner of the Dallas Performance Edge Training Center. MacKay was instrumental in all aspects of the softball side of the academy including pitching, hitting, fielding, catching, base running and position specific skills.

While serving as an instructor at Performance Edge, MacKay found time to broaden his coaching credentials. The Columbus, Miss., native served as a hitting instructor at Mike Candrea's University of Arizona Summer and Holiday Camps. Prior to his stint at Dallas Performance Edge, MacKay served as a hitting instructor at the Dallas Baseball Academy of Texas from 2000-04.

Growing up in a baseball family, MacKay's father, Jack MacKay, was a bat designer for Louisville Slugger from 1990-97.

MacKay is married to the former Holly Cooper and the couple has two children, Ali and Jack.



Holly, Jack, Tripp and Ali MacKay





# **KAYCEE CLARK** **DIRECTOR OF OPERATIONS** **FOURTH SEASON** **CENTRAL FLORIDA, 2004**

**K**aycee Clark enters her fourth season as a full-time staff member of the Oklahoma softball staff.

Clark is no stranger to the Sooner program as she was a member of the 2001 and 2002 Women's College World Series teams. Clark is responsible for the day-to-day operations off the field while serving as a liaison for athletic department staff and the Diamond Club.

"Kaycee brings a tremendous amount of enthusiasm and passion to our program," head coach Patty Gasso said. "She was that way as a player and I enjoy working with her on an everyday basis again. She's an excellent representative for our team and our university. She's a winner and knows the expectations of this program."

Following her sophomore season at OU, Clark transferred to the University of Central Florida where she earned Atlantic Sun All-Tournament team honors as a junior. As a second baseman at UCF, Clark recorded a .940 fielding percentage for the Golden Knights.

Clark also excelled in the classroom. She received Academic All-Big 12 honors in 2002 at Oklahoma and was a member of the Atlantic Sun All-Academic team as a junior at Central Florida. In 1999, Clark was a member of the U.S. Junior National team that spent several weeks playing in Australia.

After her playing career, Clark worked as a land assistant for Chesapeake Energy. She also served as coach of the Oklahoma Ice, a 14U travel squad, as well as giving various private hitting and fielding lessons.

Born in Midwest City, Okla., Clark earned a bachelor's degree in liberal arts while at Central Florida.

## **ATHLETICS DEPARTMENT MISSION STATEMENT**

The mission of the University of Oklahoma Athletics Department is to inspire champions today and prepare leaders for tomorrow by providing an excellent environment to enable student-athletes to achieve their highest academic, athletic and personal aspirations.

## **CORE VALUES**

- Integrity
- Passion for Excellence
- Commitment
- Respect & Responsibility for Self & Others
- Appreciation for and Encouragement of Gender & Cultural Diversity

## **PHILOSOPHY**

The University of Oklahoma Athletics Department promotes excellence in athletics without compromising excellence in academics or integrity in its commitment to rules or conduct. Student-athletes are encouraged by the coaching and administrative staff to maintain a balance between athletics, academics, and the social aspects of college.

It is believed that athletic participation gives an added dimension to the student's overall college experience and provides an opportunity for social, moral, emotional, and cultural growth and development.

The athletic programs strive to create traits that once acquired will carry over and benefit student-athletes in their personal and professional endeavors. The University of Oklahoma maintains a tradition of excellence in intercollegiate sports.

The Athletics Department continues to uphold this tradition by striving to make each athletic team and individual of championship caliber. Its staff members work to instill in student-athletes an appreciation for hard work, perseverance and pride in accomplishment. It is believed these attributes will be utilized throughout the student-athlete's life.

## **SUPPORT STAFF**



**SAMANTHA BAKER**  
Student Athletics Trainer



**JACE COBB**  
Athletics Trainer



**NANCY DERRICK**  
Strength Coach



**JEANNIE DOUGLAS**  
Student Assistant Coach



**CASSIE GAGE**  
Athletics Communications



**JIMMY GASSO**  
Volunteer Coach




**SHELLEY HARMON**  
Administrative Assistant



**DANNY HAYNOR**  
Event Management



**TODD KNISLEY**  
Athletics Marketing



**BLAKE KUENZI**  
Equipment Manager



**JACKIE LIVINGSTON**  
Student Manager



**D.J. MATHIS**  
Student Assistant Coach



**SCOTT MILETTE**  
Athletics Fields



**SAMANTHA RICKETTS**  
Student Assistant Coach



**MATT SCHAEPERKOETTER**  
Ticket Office




**DESIREE TAYLOR**  
Academics



**SYLVIA WHARTON**  
Ticket Office



# ADMINISTRATION



**LARRY NAIFEH**  
Executive Associate Athletics Director




**DR. GERALD GURNEY**  
Senior Associate Athletics Director/Academics



**JASON D. LEONARD**  
Executive Compliance Director



**KENNY MOSSMAN**  
Senior Associate Athletics Director/Communications



**GLORIA NEVAREZ**  
Senior Associate Athletics Director/SWA




**GREG PHILLIPS**  
Senior Associate Athletics Director/CFO



**BILLY RAY JOHNSON**  
Associate Athletics Director/Ticket Operations




**LUTHER LEE**  
Assistant Athletics Director/Business



**DR. NICKI MOORE**  
Assistant Athletics Director/Psychological Resources




**MATT ROBERTS**  
Assistant Athletics Director/Development



**CHARLIE TAYLOR**  
Assistant Athletics Director/Marketing



**GREG TIPTON**  
Assistant Athletics Director/Equipment Operations



**MERV JOHNSON**  
Special Assistant to the Athletics Director



**JOE WASHINGTON**  
Executive Director, Varsity O Association



**CONNIE DILLON**  
Faculty Athletics Representative



**D**avid L. Boren, who has served Oklahoma as governor and U.S. senator, became the thirteenth president of the University of Oklahoma in November 1994. He is the first person in state history to have served in all three positions.

Boren is widely respected for his academic credentials, his longtime support of education, and for his distinguished political career as a reformer of the American political system. A graduate of Yale University in 1963, Boren majored in American history, graduated in the top one percent of his class and was elected Phi Beta Kappa. He was selected as a Rhodes Scholar and earned a master's degree in politics, philosophy and economics from Oxford University, England, in 1965.

In 1968, he received a law degree from the University of Oklahoma College of Law, where he was on the *Law Review*, elected to the Order of the Coif, and won the Bledsoe Prize as the outstanding graduate by a vote of the faculty.

As Oklahoma's governor from 1974 through 1978, Boren promoted key educational initiatives that have had an enduring impact on Oklahoma. Established during his tenure were the Oklahoma Arts Institute, the Scholar-Leadership Enrichment Program, and the Oklahoma Physicians Manpower Training Program, which provides scholarships for medical students and medical personnel who commit to practice in underserved rural areas. Also, the first state funding for Gifted and Talented classes was provided in 1976 and, from 1976 through 1978, Oklahoma ranked first among all states in the percentage increases of funding for higher education.

One of Boren's most far-reaching projects in promoting quality education at all levels is the Oklahoma Foundation for Excellence, which he founded in 1985. The foundation recognizes outstanding public school students and teachers and helps establish private local foundations to help give academic endowment grants to local public schools. As a senator, he was the author of the National Security Education Act in 1992, which provides scholarships for study abroad and for learning additional languages, as well as legislation to restore the tax deductibility of gifts of appreciated property to universities in 1993.

Boren, also a former state legislator, spent nearly three decades in elective politics before becoming the president of the University of Oklahoma. Boren was the youngest governor in the nation when he served from 1974 to 1978. Known as a reformer, Boren campaigned with a broom as his symbol. During his term, he instituted many progressive programs, including conflict-of-interest rules, campaign-financing disclosure, stronger open meeting laws for public bodies, more competitive bidding on state government contracts, and reform of the state's prison system, including expanded education programs for first-time offenders and the largest expansion of the work-release program in state history.

During his time in the U.S. Senate from 1979 to 1994, Boren served on the Senate Finance and Agriculture Committees and was the longest-serving chairman of the Senate Select Committee on Intelligence. From his days as a state legislator and governor of Oklahoma to Washington, Boren carried a commitment to reform, leading numerous efforts to make government work better for American citizens. As chairman of the Senate Intelligence Committee, he strengthened oversight of secret government programs and reformed the procedures for Presidential notice of such programs to Congress.

For more than 10 years, he led the fight for congressional campaign finance reform and for legislation discouraging administration and congressional staff from cashing in on government experience and contacts by becoming lobbyists. In addition, he introduced legislation seeking to limit gifts and travel subsidies that government workers, including members of Congress, can receive from lobbyists. Boren also chaired the special 1992-93 Joint Committee on the Organization of Congress, which produced pro-



posals to make Congress more efficient and responsive by streamlining congressional bureaucracy, reducing staff sizes and reforming procedures to end legislative gridlock.

Boren left the U.S. Senate in 1994 with an approval rating of 91 percent after being reelected with 83 percent of the vote in 1990, the highest percentage in the nation in a U.S. Senate contest in that election year.

Boren served from 1988 to 1997 as a member of the Yale University Board of Trustees. His university experience also includes four years on the faculty of Oklahoma Baptist University, where he was chairman of the Department of Political Science and chairman of the Division of Social Sciences. In 1993, the American Association of University Professors presented Boren with the Henry Yost Award as Education Advocate of the Year. In April 2004, Boren received the Mory's Cup from the Mory's Association at Yale University. In making the presentation to Boren it was noted that he was the first Yale graduate in the university's history extending over three centuries to have served as a Governor, U.S. Senator and President of a major university.

Under Boren's leadership, the University of Oklahoma has developed and emerged as a "pacesetter university in American public higher education," with 20 major new programs initiated since his inauguration. They include establishment of the Honors College, the Charles M. Russell Center for the Study of Art of the American West, a new expository writing program for freshmen modeled on the program at Harvard, an interdisciplinary religious studies program, the Artist-in-Residence Program, the International Programs Center, and the Faculty-in-Residence Program putting faculty family apartments in student residence halls. The Retired Professors Program has been started, bringing 50 retired full professors back to the University to teach freshmen.

The number of new facilities started or completed on the campus during the Boren years has matched the explosion in new programs. Since 1994, almost \$1 billion in construction projects have been completed or are under way on OU's three campuses. Among the largest of the recent projects are the \$18.7 million renovation and expansion of historic Holmberg Hall, home of music and dance programs; the \$67 million National Weather Center; the \$19 million addition to the Michael F. Price College of Business; the \$17 million Gaylord Hall for journalism and mass communication; the \$27 million Stephenson Research and Technology Center; and the \$83.5 million stadium project. The Health Sciences Center has a new Student Union, and the new \$24 million Stanton L. Young Biomedical Research Center.

Presidential Travel Scholarships, students from 111 countries on campus, more reciprocal international exchange agreements than any other university and the new International Programs Center are all making OU more international. The new Honors College helps to assure that no students need to leave Oklahoma to find an educational experience to match their potential.

In 1995, Boren launched the "Reach for Excellence" fundraising campaign with a five-year goal of \$200 million, which was twice as large as any fundraising drive in Oklahoma history. The drive exceeded \$500 million, raising OU into the top 15 public universities in the United States in private endowment per capita. Since 1994, endowed professorships have more than quadrupled and the OU donor base has grown from 18,000 to more than 107,000 friends and alumni. During the first 10 years of Boren's tenure over \$1 billion in private gifts were donated to the university.

Above all, the Boren years have been marked by an emphasis on putting students first. There is not a university president in the country that is more committed to students as his number one priority. He teaches a freshman-level course in political science each semester and is one of the few presidents of major universities to teach.

Boren is married to Molly Shi Boren, a former judge and English teacher. Mrs. Boren is President Emeritus of the Oklahoma Arts Institute, which provides education programs in nine arts disciplines for high school students from across the state who are gifted in the arts. Molly Boren has two degrees from the University of Oklahoma, a master's degree in English and a Juris Doctorate from the OU College of Law.

A native of Seminole, Boren has two children, Carrie Christine Boren, an Episcopal minister, and David Daniel Boren, a member of the United States Congress from Oklahoma. Devoting much of his life to public service, Boren drew from the example of his parents, the late Congressman Lyle H. Boren and Christine Boren.



**DAVID  
BOREN**  
UNIVERSITY PRESIDENT





## JOE CASTILIGIONE ATHLETICS DIRECTOR

*Principle Centered Leader ... Visionary ... Passionate Advocate for Student-Athletes ... Establishes Standards of Excellence & Cultural Values ... Builder of Championship Programs*

The success of the University of Oklahoma Athletics Department is known throughout the world of intercollegiate athletics. The last decade may stand as one of the most successful in school history and leading that effort is Joe Castiglione, the Sooner AD since 1998.

Castiglione's Sooner team has worked to create a place where competitive dreams come true and academic goals are reached with regularity. Excellence is the norm at OU, and the Sooners' sports programs, student-athletes, coaches and staff are committed to that standard.

For Castiglione, though, it's not just about the championships and trophies. The victories that he celebrates with his Sooners include graduation rates

that continue to climb, record-setting grade point averages and academic honors. The true measure of achievement for Castiglione and, by extension, the department's coaches and staff, is measured in the success of the student-athletes in relation to the department's mission statement "Inspiring champions today ... Preparing leaders for tomorrow"

With the support of OU President David L. Boren and OU's seven-member Board of Regents, Castiglione has gone about creating a climate that creates lofty goals, high standards and a commitment to ethical behavior that is second to none.

Since arriving at OU in 1998 after an outstanding career at Missouri, Castiglione has seen the Sooners finish in the top 30 of the Learfield Director's Cup in nine of the last 11 years. Through his insistence that daily and long-term decisions be made in a financially responsible manner, the department has closed the books in the black in each of the last 11 years. In 2009, the department increased its direct support of the academic mission of the University by increasing its annual commitment to \$4 million dollars. Through direct and indirect support, OU Athletics, under Castiglione's leadership, provides more than \$7 million to OU Academics.

The 11th director of athletics in University of Oklahoma history, Castiglione is quick to give full credit to the student-athletes and coaches, the staff, OU President David L. Boren, the OU Board of Regents, the donors and the fans for the success experienced during his tenure. It was that commitment to a team approach emphasis that was one of the many qualities that the search committee recognized when they recommended Castiglione to university administration in 1998.

In recognition of the performance of OU's teams on the field and in the classroom, of the fiscal stability created during his tenure, the dramatic increases in donor giving, facility construction and renovations, and the cutting-edge programs that the department has begun during his tenure, Castiglione was named Athletic Director of the Year in May 2009 by the Sports Business Journal.

That award was one of several earned by Castiglione and the department. The 2007 PRISM Award winner, presented by the School of Sports Management at the University of Massachusetts, OU was just the second Division I winner and all of the programs recognized by the selection panel were started under Castiglione's leadership with the full support of university administration.

His peers have honored him for the department's achievements as well. In October 2004, the Bobby Dodd Foundation named him Athletics Director of the Year. In 2003, he was inducted into the National Association of Collegiate Marketing Administrators Hall of Fame. In June 2001, he received the General Robert R. Neyland Athletic Director Award for lifetime achievement from the All-American Football Foundation. The National Association of Collegiate Directors of Athletics (NACDA) named him Central Region AD of the Year in 2000.

The achievement that may bring him the most pride, though, came in May 2007 when he completed his master's of education degree from OU. To understand the need for education and lifelong learning, OU's student-athletes just have to look at their AD who started and completed his master's degree while running the department and maintaining his priorities to his family. He quickly put his experience to use as an adjunct professor in the College of Education, teaching a graduate class in Marketing & Development.

In his tenure, OU has celebrated seven national team championships and more than 40 conference team titles; record numbers of graduating student-athletes and record-setting grade point averages for Sooner teams; dramatically increased donor giving; huge increases in ticket sales for all sports; major facility improvements, and development and construction of new facilities.

Castiglione was instrumental in the athletics department's major campaign, Great Expectations: The Campaign For Sooner Sports. The campaign ended in November of 2003 with more than \$125 million raised. The figure has grown to almost \$200 million since then as funds continue to be raised for facility improvements and scholarship endowments. The largest fund-raising effort in OU athletics history includes projects that impact each of OU's nearly 500 student-athletes and has become a national model for intercollegiate athletics.

Hired on April 30, 1998, Castiglione joined the Sooner family after serving as athletics director at Missouri. In his 17-year career with the Tigers, Castiglione, who was named director of athletics at Missouri on Dec. 15, 1993, was credited with rebuilding sports programs, hiring outstanding coaches, implementing an innovative master plan for facilities, inspiring record-setting increases in fund-raising and balancing the budget in each of his five years as athletics director.

A 1979 Maryland graduate, Castiglione received the University's Distinguished Alumnus Award in April 2007. He began his career as the sports promotions director at Rice. He then worked a year as director of athletic fund-raising at Georgetown before being hired in 1981 at Missouri as director of communications and marketing.

His commitment to the success of student-athletes has gone beyond the Norman campus and he has served at national and conference level. He chairs the NCAA's Football Academic Progress Rate (APR) Working Group and is currently serving on the Gatorade Collegiate Advisory Board and the National Football Foundation and College Football Hall of Fame Board of Directors. He served two terms as chair of the Big 12 Board of Athletics Directors and is a past president of both the Division I-A Athletic Directors Association and NACDA. He served a four-year term on the NCAA Championship/Competition Cabinet and the NCAA Baseball Committee and is a past member of the NCAA Football Special Events Certification Committee. He recently served on the NCAA Diversity Leadership Strategic Planning Committee and the NCAA Division I Women's Basketball Discussion Group. A member of the Phi Delta Theta Foundation Board of Trustees, he is a highly requested speaker at annual conventions and continuing education institutes.

A native of Fort Lauderdale, Fla., Castiglione is married to the former Kristen Bartel, a 1990 graduate of the University of Missouri. They are the parents of two sons, Joseph Robert, Jr. and Jonathan Edmund.



# OKLAHOMA HEAD COACHES



**SUNNY GOLLOWAY**  
Baseball



**JEFF CAPEL**  
Men's Basketball



**SHERRI COALE**  
Women's Basketball



**MARTIN SMITH**  
Cross Country/Track and Field



**BOB STOOPS**  
Football



**RYAN HYBL**  
Men's Golf



**VERONIQUE DROUIN**  
Women's Golf



**MARK WILLIAMS**  
Men's Gymnastics



**K.J. KINDLER**  
Women's Gymnastics



**LEEANNE CRAIN**  
Rowing




**NICOLE NELSON**  
Soccer



**PATTY GASSO**  
Softball




**JOHN RODDICK**  
Men's Tennis



**DAVID MULLINS**  
Women's Tennis



**SANTIAGO RESTREPO**  
Volleyball



**JACK SPATES**  
Wrestling





# BUILT ON *dominance*

**SEASON REVIEW**





# BACK TO THE TOP

SOONERS OVERCOME CHALLENGES TO WIN FOURTH BIG 12 REGULAR SEASON TITLE

**W**hen it became evident senior pitcher **D.J. Mathis** would miss a significant amount of time due to a shoulder injury, most gave up on the University of Oklahoma softball team. Forced to turn to a group of freshmen pitchers, the Sooners were immediately thrust into has-been status. Forget the fact Oklahoma returned powerful offensive weapons. The Sooners could put runs on the scoreboard, but relying on inexperienced freshmen pitchers to carry a program would be too much to ask, according to the experts.

The problem is someone forgot to tell the Sooners of their newly acquired standing. It was the beginning of an educational seminar that would produce results that surpassed most. The growing pains experienced early by the young group proved to be the necessary catalyst needed for Oklahoma to win its fourth Big 12 regular season title.

It might not have been pretty. At times it seemed like a daunting task, and it was never easy. For a team picked to win the league title in the preseason, OU certainly took the long road to get there. In the end, they learned more about their ability, self-confidence and the power of teamwork.

In what has become standard in Norman, the Sooners again faced one of the nation's toughest schedules. Oklahoma's slate featured 21 teams that played in the previous season's

NCAA Tournament, including defending national champion Arizona State and runner-up Texas A&M. The Sooners took the program's first trip outside of the continental United States as OU opened the year in Hawai'i. Oklahoma also co-hosted The Preview presented by Worth, an event which featured Northwestern and Tennessee.

The Sooners met the challenges, finishing with a 41-16 record, the 16th straight 40-plus win season for OU. Oklahoma also made its 16th consecutive NCAA Tournament appearance. OU ended Big 12 play with a 14-4 mark and captured its fourth Big 12 regular season title after sweeping Missouri in Columbia.

How they got there, however, is the real story of the 2009 season. It is testament to diligence, hard work and fight.

The Sooners' biggest challenge of their opening weekend was the travel and time change from Norman to Honolulu. It took eight hours via plane and the four-hour time difference required serious adjustment. After dropping its opening game to host Hawai'i, Oklahoma rebounded to win four straight to take the Rainbow Wahine Classic title.

After getting off to a great start, the following weekend proved rather dreary in more ways than one. A rain-soaked Houston, Texas, and the Marriott Classic was the next stop.

OU was stunned in its opener, falling to N.C. State, 2-1. Fighting Mother Nature, the Sooners won their next two games to move to 6-2 on the early season.

Oklahoma got its first taste of the big stage at the Cathedral City Classic. The Sooners opened with wins over Cal Poly and defending national champion Arizona State. OU followed with another win over a ranked opponent in Nevada before falling to No. 1 Alabama in a seven-inning thriller. OU closed out the tournament with a win over Massachusetts.

Cathedral City was the last time Mathis would take the circle for the Sooners for a long time. A reoccurrence of an injury she first suffered as a sophomore kept her from starting another game for an entire month. With the abrupt absence, the Sooners turned to freshmen pitchers **Allee Allen** and **Kirsten Allen**.

Behind the Allens, Oklahoma entered The Preview presented by Worth on a four-game win streak. Tennessee dealt Oklahoma a home loss to open the event. The Sooners also fell to Tennessee the following day, 6-5 in eight innings, and took down Northwestern on the same day, 4-3. Northwestern defeated OU on the final day in Oklahoma City.



## 2009 SEASON BREAKDOWN

Record.....	41-16
Big 12 Record (Finish) .....	14-4 (1st)
Non-Conference Record.....	27-10
Home Record.....	17-7
Away Record .....	10-5
Neutral Record .....	14-4
Against Ranked Opponents.....	11-5
ESPN.com/USA Softball Final Ranking .....	17
USA Today/NFCA Final Ranking .....	16
16th consecutive NCAA Tournament appearance	

### NFCA All-Americans

Amber Flores, first team  
Samantha Ricketts, second team

### NFCA All-Central Region

Amber Flores, first team  
D.J. Mathis, first team  
Samantha Ricketts, first team  
Lindsey Vandever, first team

### USA Softball Collegiate Player of the Year Top 10

Amber Flores

### Big 12 Coach of the Year

Patty Gasso

### Big 12 Player of the Year

Amber Flores

### All-Big 12

Amber Flores, first team  
Krystle Huey, first team  
D.J. Mathis, first team  
Katie Norris, first team  
Samantha Ricketts, first team  
Haley Anderson, second team  
Chana'e Jones, second team  
Lindsey Vandever, second team

### All-Big 12 Championship Team

Amber Flores  
Karolyne Long  
D.J. Mathis

### Academic All-Big 12

Dani Dobbs, first team  
Jeannie Douglas, first team  
Samantha Ricketts, first team  
Wendy Trott, first team  
Lindsey Vandever, first team

### Academic Momentum Award

Samantha Ricketts

### Lowe's Senior CLASS Award Top 10

Samantha Ricketts

### USA Softball National Player of the Week

Amber Flores, February 10

### Louisville Slugger/NFCA National Player of the Week

Amber Flores, February 10

### Big 12 Player of the Week

Amber Flores, February 10  
Amber Flores, March 23  
Amber Flores, April 21  
Krystle Huey, April 28

### Big 12 Pitcher of the Week

D.J. Mathis, April 28

Oklahoma opened conference play early, squeezing in a doubleheader with Texas Tech between flights to California for the Judi Garman Classic. Tech was no match for the power-laden OU offense as the Sooners won 6-1 and 12-0.

The Sooners returned to another high-profile tournament at the Garman and, without Mathis, the looming task would be left up to a pair of rookies to manage. OU dropped its first contest to Notre Dame 4-3 but the young group rebounded to win three straight over ranked opponents before falling to host Cal State Fullerton 4-3. The Sooners closed out the event with an 8-0 blanking of Bowling Green.

Returning home, the Sooners hosted Northern Iowa in a non-conference contest, winning 8-0 before hosting Iowa State in its Big 12 home opener. OU swept the Cyclones 10-7 and 10-0 before dropping North Texas in a non-conference game at home and again on the road.

The following weekend, Oklahoma traveled to Austin to face rival Texas. It was a forgettable weekend from a results standpoint. The Sooners were able to put runs on the board but it seemed the pressure piled upon OU's young pitching duo finally exploded. After dropping 16-5 and 9-7 decisions to the Longhorns, Oklahoma had some soul-searching to do.

Over the next two weeks, the Sooners went 4-3 and many began to question Oklahoma's position as a threat within the league. Entering the first Bedlam contest of the season against Oklahoma State, many wondered if this was the year the Cowgirls would finally claim the Bedlam Bell.

When later asked about the week leading up to the game, the only explanation given was "something clicked."

And, did it ever.

Behind a grand slam from junior **Amber Flores**, the Sooners won 8-1 but, more importantly, whatever "it" was that clicked proved to be the driving force behind a revival.

Oklahoma was back - and big time.

The Sooners were right in the chase to capture the regular season title and had the opportunity to clinch at least a share of the honor on the road at Missouri. It is never easy playing on the road in the Big 12 and especially with something of importance on the line. The Tigers needed just one win to crush OU's dreams but an unlikely cast of characters came through for Oklahoma.

OU won the first game 6-2 and took the second 4-2 to absolutely shock Missouri. Even better, the regular season finale in Stillwater got even more exciting, because with a win, Oklahoma could win the title outright. A loss meant sharing the regular season championship — something OU was not about to let happen.

After the game was pushed back one day due to heavy rains, freshman **Katie Norris** returned to her hometown anxious to leave her mark on the Oklahoma program. In front of her family, friends and neighbors, Norris connected on a seventh-inning grand slam to propel Oklahoma over the Cowgirls, 6-2.

Entering the Big 12 Championship as the overall top seed, the Sooners opened with a 3-0 win over Iowa State before getting revenge against Texas, dropping the Longhorns 6-2. After winning nine straight, Oklahoma's win streak came to an end in the championship game, falling 5-0 to Missouri.

The Sooners were rewarded with the nation's No. 7 national seed and hosted a regional. In another learning experience for Oklahoma's young pitchers, the Sooners bowed out in regional play. North Dakota State downed the Sooners 1-0 in an 11-inning, two-day affair. Mathis started in the circle for OU and took herself out of the game after the ninth inning. It would be the last time she pitched for Oklahoma.

With the dreams of the Sooners' season lying on the shoulders of the Allens, Oklahoma rebounded to throttle Arkansas 21-2 in an offensive record-setting explosion. Oklahoma was one win away from advancing to a regional championship rematch against North Dakota State until Tulsa hit a walk-off home run in the bottom of the seventh to end OU's season.

The tears flowed following the abrupt loss, especially for pitcher **Kirsten Allen**, who picked up the loss against the Golden Hurricane. The experience, while heartbreaking, was another lesson in the rapid education of Oklahoma's future in the circle.

Oklahoma led the Big 12 with eight all-conference selections. Gasso was named the Big 12 Coach of the Year for the fourth time in her career. Flores became the sixth Sooner to be named Big 12 Player of the Year. Flores and **Samantha Ricketts** each earned All-America honors and four Sooners were named All-Region. Five OU players were named to the All-Big 12 Academic first team.

Flores earned first team All-America honors after leading the league in a majority of statistical categories. She was also a top 10 finalist for USA Softball's Collegiate Player of the Year. Flores was, without question, the most feared offensive player in the league.

Coupled with a lineup of other potent options, opponents were often forced to pitch to Flores and she made the most of it. In 220 plate appearances, Flores hit .416 and produced an astonishing slugging percentage of .872. She drew a single-season record 49 walks and was hit by a pitch 19 times.

Ricketts was named to the All-America second team and was an All-Big 12 first team selection. Ricketts hit just behind Flores in the lineup, recording a .322 average and leading the team in doubles with 15. She ended her stellar Oklahoma career as the Big 12 career leader in runs batted in with 239.

Along with Flores and Ricketts, Mathis, **Katie Norris** and **Krystle Huey** earned first team all-conference honors, while **Chana'e Jones**, **Lindsey Vandever** and **Haley Anderson** were named to the second team. Flores, Ricketts, Mathis and Vandever earned all-region honors, as well.

The individual awards are a strong indication of exactly how hard Oklahoma worked to get back to the top of the league standings, but the experience garnered by this group is far more valuable.



# 2009 RESULTS

	Date	Opponent	Result	Score	Innings	Overall	Big 12	Pitcher of record	Attend	Time
!	2-5-2009	at Hawai'i	L	5-8	7	0-1-0	0-0-0	Mathis (L 0-1)	637	2:01
!	2-6-2009	vs UAB	W	18-0	5	1-1-0	0-0-0	Allen, K (W 1-0)	422	1:59
!	2-6-2009	vs #19 LSU	W	8-0	5	2-1-0	0-0-0	Mathis (W 1-1)	422	1:30
!	2-7-2009	at Hawai'i	W	14-0	5	3-1-0	0-0-0	Allen, K (W 2-0)	345	1:51
!	2-7-2009	vs UAB	W	13-1	5	4-1-0	0-0-0	Mathis (W 3-1)	345	2:30
#	2-13-2009	vs N.C. State	L	1-2	7	4-2-0	0-0-0	Mathis (L 2-2)	155	1:58
#	2-14-2009	at #14 Houston	W	5-3	7	5-2-0	0-0-0	Mathis (W 3-2)	503	1:42
#	2-15-2009	vs Texas State	W	3-2	7	6-2-0	0-0-0	Allen, A (W 3-0)	367	1:52
	2-18-2009	STEPHEN F. AUSTIN	W	4-3	8	7-2-0	0-0-0	Mathis (W 4-2)	—	2:19
	2-18-2009	STEPHEN F. AUSTIN	W	3-1	7	8-2-0	0-0-0	Allen, A (W 2-0)	533	1:44
@	2-20-2009	vs Cal Poly	W	3-2	7	9-2-0	0-0-0	Allen, A (W 3-0)	100	1:58
@	2-20-2009	vs #3 Arizona State	W	8-6	7	10-2-0	0-0-0	Mathis (W 5-2)	100	2:16
@	2-21-2009	vs #17 Nevada	W	11-2	6	11-2-0	0-0-0	Mathis (W 6-2)	100	1:52
@	2-21-2009	vs #1 Alabama	L	3-4	7	11-3-0	0-0-0	Allen, A (L 3-1)	446	2:12
@	2-22-2009	vs #24 Massachusetts	W	5-3	7	12-3-0	0-0-0	Allen, A (W 4-1)	100	2:10
	2-25-2009	at Tulsa	W	7-3	7	13-3-0	0-0-0	Allen, K (W 3-0)	672	2:03
&	3-1-2009	SAINT LOUIS	W	7-4	7	14-3-0	0-0-0	Allen, A (W 5-1)	100	2:13
&	3-1-2009	CREIGHTON	W	5-3	7	15-3-0	0-0-0	Allen, K (W 4-0)	524	2:08
	3-4-2009	TULSA	W	5-3	7	16-3-0	0-0-0	Allen, A (W 6-1)	537	1:58
%	3-6-2009	#8 TENNESSEE	L	1-4	7	16-4-0	0-0-0	Allen, K (L 4-1)	841	2:15
%	3-7-2009	#16 NORTHWESTERN	W	4-3	7	17-4-0	0-0-0	Allen, K (W 5-1)	100	1:58
%	3-7-2009	#8 TENNESSEE	L	5-6	8	17-5-0	0-0-0	Allen, K (L 6-3)	567	2:30
%	3-8-2009	#16 NORTHWESTERN	L	0-1	7	17-6-0	0-0-0	Allen, K (L 5-3)	286	1:42
*	3-10-2009	at Texas Tech	W	6-1	7	18-6-0	1-0-0	Allen, K (W 6-3)	173	2:15
*	3-10-2009	at Texas Tech	W	12-0	5	19-6-0	2-0-0	Allen, A (W 7-1)	173	1:54
^	3-12-2009	vs Notre Dame	L	3-4	7	19-7-0	2-0-0	Allen, K (L 6-4)	100	2:02
^	3-12-2009	vs #25 Florida State	W	3-1	7	20-7-0	2-0-0	Allen, A (W 8-1)	100	2:02
^	3-13-2009	vs #23 DePaul	W	5-2	7	21-7-0	2-0-0	Allen, A (W 9-1)	100	1:51
^	3-14-2009	vs #16 Louisiana	W	8-5	7	22-7-0	2-0-0	Allen, A (W 10-1)	1048	2:37
^	3-14-2009	at Cal State Fullerton	L	3-4	7	22-8-0	2-0-0	Allen, K (L 6-5)	1048	2:21
^	3-15-2009	vs Bowling Green	W	8-0	5	23-8-0	2-0-0	Allen, K (W 7-5)	100	1:13
	3-18-2009	NORTHERN IOWA	W	8-0	6	24-8-0	2-0-0	Allen, A (W 11-1)	701	1:37
*	3-21-2009	IOWA STATE	W	10-7	7	25-8-0	3-0-0	Mathis (W 7-2)	684	2:25
*	3-22-2009	IOWA STATE	W	10-0	5	26-8-0	4-0-0	Allen, A (W 12-1)	543	1:39
	3-25-2009	NORTH TEXAS	W	8-1	7	27-8-0	4-0-0	Mathis (W 8-2)	573	2:03
*	3-28-2009	at Texas	L	6-15	5	27-9-0	4-1-0	Mathis (L 8-3)	806	2:08
*	3-29-2009	at Texas	L	7-9	7	27-10-0	4-2-0	Allen, K (L 7-6)	964	2:40
*	4-1-2009	BAYLOR	L	0-5	7	27-11-0	4-3-0	Allen, A (L 12-2)	—	1:50
*	4-1-2009	BAYLOR	W	4-0	7	28-11-0	5-3-0	Mathis (W 9-3)	532	1:44
*	4-4-2009	NEBRASKA	W	3-2	8	29-11-0	6-3-0	Allen, A (W 13-2)	746	2:54
*	4-5-2009	NEBRASKA	W	3-2	7	30-11-0	7-3-0	Allen, A (W 14-2)	461	2:11
	4-8-2009	ARKANSAS	L	9-11	7	30-12-0	7-3-0	Allen, A (L 14-3)	813	2:45
*	4-10-2009	at Kansas	W	8-0	6	31-12-0	8-3-0	Mathis (W 10-3)	374	1:56
*	4-11-2009	at Kansas	L	2-4	7	31-13-0	8-4-0	Mathis (L 10-4)	552	2:02
*	4-15-2009	OKLAHOMA STATE	W	8-1	7	32-13-0	9-4-0	Mathis (W 11-4)	1317	2:05
*	4-18-2009	TEXAS A&M	W	7-3	7	33-13-0	10-4-0	Mathis (W 12-4)	1128	2:08
*	4-19-2009	TEXAS A&M	W	3-1	7	34-13-0	11-4-0	Mathis (W 13-4)	877	1:56
	4-22-2009	at North Texas	W	7-3	7	35-13-0	11-4-0	Allen, K (W 8-6)	421	2:12
*	4-25-2009	at #10 Missouri	W	6-2	7	36-13-0	12-4-0	Mathis (W 14-4)	1135	1:57
*	4-26-2009	at #10 Missouri	W	4-2	7	37-13-0	13-4-0	Mathis (W 15-4)	819	1:56
*	4-30-2009	at Oklahoma State	W	6-0	7	38-13-0	14-4-0	Mathis (W 16-4)	548	2:08
\$	5-9-2009	vs Iowa State	W	3-0	7	39-13-0	14-4-0	Mathis (W 17-4)	156	1:43
\$	5-9-2009	vs Texas	W	6-2	7	40-13-0	14-4-0	Mathis (W 18-4)	1327	2:18
\$	5-10-2009	vs #15 Missouri	L	0-5	7	40-14-0	14-4-0	Allen, K (L 8-7)	995	2:10
R	5-16-2009	NORTH DAKOTA STATE	L	0-1	11	40-15-0	14-4-0	Allen, A (L 14-4)	817	3:05
R	5-16-2009	ARKANSAS	W	21-2	7	41-15-0	14-4-0	Allen, K (W 9-7)	828	2:37
R	5-16-2009	TULSA	L	3-5	7	41-16-0	14-4-0	Allen, K (L 9-8)	828	2:10

! Hawai'i Paradise Classic (Honolulu, HI) | # Houston Marriott Classic (Houston, TX) | @ Cathedral City Classic (Cathedral City, Calif.) | & OU/Sooner Legends Tournament (Norman, Okla.) | % The Preview presented by Worth (Norman/Okla.) | ^ Judi Garman Classic (Fullerton, Calif.) | \$ Big 12 Championship | R NCAA Regional (Norman, Okla.) | \* Big 12 Conference game





# 2009 STATISTICS

## OVERALL STATISTICS

Player	avg	gp-gs	ab	r	h	2b	3b	hr	rbi	tb	slg%	bb	hp	so	gdp	ob%	sf	sh	sb-att	po	a	e	fld%
Flores, Amber	.416	57-57	149	64	62	12	1	18	58	130	.872	49	19	12	0	.594	2	1	10-12	98	94	14	.932
Ricketts, Samantha	.322	57-57	180	32	58	15	0	8	56	97	.539	21	6	7	0	.405	3	1	1-2	368	17	5	.987
Anderson, Haley	.310	56-37	113	18	35	7	1	2	20	50	.442	9	2	28	0	.368	1	1	11-13	40	0	1	.976
Vandever, Lindsey	.302	57-57	162	35	49	5	0	9	48	81	.500	28	4	22	0	.415	1	4	3-3	338	48	2	.995
Norris, Katie	.296	57-55	159	21	47	5	0	8	35	76	.478	12	4	21	0	.356	2	1	0-0	8	1	2	.818
Jones, Chana'e	.290	52-45	131	21	38	6	0	1	17	47	.359	12	0	12	0	.347	1	1	1-3	43	3	0	1.000
Huey, Krystle	.285	57-39	123	33	35	1	3	0	13	42	.341	9	1	11	0	.338	0	6	9-11	42	2	0	1.000
Sallis, Evan	.274	54-39	135	43	37	1	0	0	6	38	.281	11	2	28	0	.338	0	4	19-21	65	53	4	.967
Long, Karolyne	.257	51-29	101	24	26	6	0	5	14	47	.465	13	1	26	1	.348	0	0	5-7	46	37	5	.943
Dobbs, Dani	.223	56-55	112	29	25	2	0	2	13	33	.295	19	19	14	2	.420	0	7	3-6	63	101	3	.982
Trott, Wendy	.202	47-31	89	8	18	3	0	3	11	30	.337	12	1	13	2	.304	0	0	0-0	1	0	0	1.000
Douglas, Jeannie	.186	43-6	43	4	8	3	0	0	6	11	.256	8	0	5	0	.314	0	1	0-1	4	1	0	1.000
Bachman, Samantha	.000	3-0	0	0	0	0	0	0	0	0	.000	0	0	0	0	.000	0	0	0-0	0	0	1	.000
Allen, Kirsten	.000	31-16	0	0	0	0	0	0	0	0	.000	0	0	0	0	.000	0	0	0-0	3	28	3	.912
Mathis, D.J.	.000	35-25	0	3	0	0	0	0	0	0	.000	0	0	0	0	.000	0	0	0-0	7	19	2	.929
Allen, Allee	.000	32-16	0	0	0	0	0	0	0	0	.000	0	0	0	0	.000	0	0	0-0	4	12	3	.842
<b>Totals</b>	<b>.292</b>	<b>57</b>	<b>1511</b>	<b>338</b>	<b>441</b>	<b>66</b>	<b>5</b>	<b>56</b>	<b>297</b>	<b>685</b>	<b>.453</b>	<b>204</b>	<b>60</b>	<b>202</b>	<b>5</b>	<b>.395</b>	<b>10</b>	<b>28</b>	<b>63-80</b>	<b>1135</b>	<b>418</b>	<b>45</b>	<b>.972</b>
<b>Opponents</b>	<b>.225</b>	<b>57</b>	<b>1415</b>	<b>164</b>	<b>318</b>	<b>48</b>	<b>3</b>	<b>39</b>	<b>152</b>	<b>489</b>	<b>.346</b>	<b>127</b>	<b>37</b>	<b>330</b>	<b>6</b>	<b>.304</b>	<b>4</b>	<b>23</b>	<b>21-36</b>	<b>1094</b>	<b>430</b>	<b>78</b>	<b>.951</b>

LOB - Team (383), Opp (309). DPs turned - Team (20), Opp (20). IBB - Team (10), Ricketts 5, Flores 4, Norris 1, Opp (11). Picked off - Ricketts 1, Dobbs 1.

Player	era	w-l	app	gs	cq	sho	sv	ip	h	r	er	bb	so	2b	3b	hr	b/avg	wp	hp	bk	sfa	sha
Mathis, D.J.	2.25	18-4	30	25	11	3/2	1	140.0	103	49	45	51	143	13	1	9	.202	2	20	0	0	10
Allen, Kirsten	2.79	9-8	31	16	8	2/5	3	110.1	106	53	44	38	83	19	2	9	.248	1	6	0	1	8
Allen, Allee	2.80	14-4	32	16	5	1/3	1	122.1	102	58	49	37	103	11	0	20	.225	2	11	0	3	5
Bachman, Samantha	4.94	0-0	3	0	0	0/0	1	5.2	7	4	4	1	1	5	0	1	.280	0	0	0	0	0
<b>Totals</b>	<b>2.63</b>	<b>41-16</b>	<b>57</b>	<b>57</b>	<b>24</b>	<b>11/5</b>	<b>6</b>	<b>378.1</b>	<b>318</b>	<b>164</b>	<b>142</b>	<b>127</b>	<b>330</b>	<b>48</b>	<b>3</b>	<b>39</b>	<b>.225</b>	<b>5</b>	<b>37</b>	<b>0</b>	<b>4</b>	<b>23</b>
<b>Opponents</b>	<b>5.20</b>	<b>16-41</b>	<b>57</b>	<b>57</b>	<b>26</b>	<b>4/0</b>	<b>1</b>	<b>364.2</b>	<b>441</b>	<b>338</b>	<b>271</b>	<b>204</b>	<b>202</b>	<b>66</b>	<b>5</b>	<b>56</b>	<b>.292</b>	<b>28</b>	<b>60</b>	<b>2</b>	<b>10</b>	<b>28</b>

PB - Team (11), Vandever 11, Opp (24). Pickoffs - Team (5), Vandever 5, Opp (2). SBA/ATT - Vandever (21-36), Mathis (10-14), Allen,A (5-11), Allen,K (6-11).

## CONFERENCE GAMES ONLY

Player	avg	gp-gs	ab	r	h	2b	3b	hr	rbi	tb	slg%	bb	hp	so	gdp	ob%	sf	sh	sb-att	po	a	e	fld%
Flores, Amber	.438	18-18	48	19	21	3	1	7	19	47	.979	15	5	6	0	.586	2	0	2-2	24	26	2	.962
Huey, Krystle	.389	18-9	36	8	14	1	2	0	3	19	.528	1	0	0	0	.405	0	1	0-1	10	0	0	1.000
Norris, Katie	.354	18-18	48	6	17	3	0	4	15	32	.667	7	1	6	0	.439	1	0	0-0	1	0	1	.500
Jones, Chana'e	.341	16-14	41	6	14	1	0	0	3	15	.366	3	0	2	0	.386	0	0	0-1	14	0	0	1.000
Anderson, Haley	.341	17-15	44	7	15	3	0	1	7	21	.477	1	0	13	0	.356	0	0	2-4	13	0	1	.929
Ricketts, Samantha	.333	18-18	51	11	17	5	0	5	24	37	.725	12	1	2	0	.455	2	0	0-0	102	3	0	1.000
Long, Karolyne	.256	18-14	43	8	11	3	0	2	9	20	.465	6	0	9	0	.347	0	0	1-1	20	21	1	.976
Sallis, Evan	.255	18-15	51	20	13	1	0	0	2	14	.275	4	0	10	0	.309	0	1	9-9	24	9	1	.971
Vandever, Lindsey	.250	18-18	48	7	12	0	0	1	10	15	.313	12	1	5	0	.410	0	1	3-3	111	18	2	.985
Dobbs, Dani	.243	18-18	37	9	9	1	0	1	2	13	.351	7	4	5	1	.417	0	4	0-1	23	26	1	.980
Douglas, Jeannie	.231	12-2	13	2	3	1	0	0	1	4	.308	3	0	3	0	.375	0	1	0-0	1	1	0	1.000
Trott, Wendy	.133	12-3	15	2	2	0	0	1	1	5	.333	0	0	1	2	.133	0	0	0-0	0	0	0	.000
Bachman, Samantha	.000	1-0	0	0	0	0	0	0	0	0	.000	0	0	0	0	.000	0	0	0-0	0	0	0	.000
Allen, Allee	.000	9-4	0	0	0	0	0	0	0	0	.000	0	0	0	0	.000	0	0	0-0	2	2	1	.800
Mathis, D.J.	.000	14-13	0	0	0	0	0	0	0	0	.000	0	0	0	0	.000	0	0	0-0	5	9	1	.933
Allen, Kirsten	.000	6-1	0	0	0	0	0	0	0	0	.000	0	0	0	0	.000	0	0	0-0	1	7	1	.889
<b>Totals</b>	<b>.312</b>	<b>18</b>	<b>475</b>	<b>105</b>	<b>148</b>	<b>22</b>	<b>3</b>	<b>22</b>	<b>96</b>	<b>242</b>	<b>.509</b>	<b>71</b>	<b>12</b>	<b>62</b>	<b>3</b>	<b>.410</b>	<b>5</b>	<b>8</b>	<b>17-22</b>	<b>351</b>	<b>122</b>	<b>12</b>	<b>.975</b>
<b>Opponents</b>	<b>.243</b>	<b>18</b>	<b>432</b>	<b>54</b>	<b>105</b>	<b>20</b>	<b>1</b>	<b>8</b>	<b>49</b>	<b>151</b>	<b>.350</b>	<b>44</b>	<b>16</b>	<b>107</b>	<b>5</b>	<b>.335</b>	<b>1</b>	<b>13</b>	<b>12-15</b>	<b>340</b>	<b>133</b>	<b>18</b>	<b>.963</b>

LOB - Team (126), Opp (101). DPs turned - Team (9), Opp (5). IBB - Team (4), Ricketts 2, Flores 2, Opp (1). Picked off - Dobbs 1, Ricketts 1.

Player	era	w-l	app	gs	cq	sho	sv	ip	h	r	er	bb	so	2b	3b	hr	b/avg	wp	hp	bk	sfa	sha
Allen, Allee	2.28	4-1	9	4	1	1/1	1	30.2	25	12	10	7	33	5	0	3	.227	0	3	0	1	2
Mathis, D.J.	2.67	9-2	14	13	6	2/1	0	70.2	58	28	27	31	68	8	1	5	.225	2	12	0	0	7
Allen, Kirsten	5.02	1-1	6	1	0	0/2	0	15.1	19	12	11	6	6	4	0	0	.317	0	1	0	0	4
Bachman, Samantha	42.00	0-0	1	0	0	0/0	0	0.1	3	2	2	0	0	3	0	0	.750	0	0	0	0	0
<b>Totals</b>	<b>2.99</b>	<b>14-4</b>	<b>18</b>	<b>18</b>	<b>7</b>	<b>5/2</b>	<b>1</b>	<b>117.0</b>	<b>105</b>	<b>54</b>	<b>50</b>	<b>44</b>	<b>107</b>	<b>20</b>	<b>1</b>	<b>8</b>	<b>.243</b>	<b>2</b>	<b>16</b>	<b>0</b>	<b>1</b>	<b>13</b>
<b>Opponents</b>	<b>5.3</b>	<b>14-14</b>	<b>18</b>	<b>18</b>	<b>9</b>	<b>1/0</b>	<b>0</b>	<b>113.1</b>	<b>148</b>	<b>105</b>	<b>86</b>	<b>71</b>	<b>62</b>	<b>22</b>	<b>3</b>	<b>22</b>	<b>.312</b>	<b>7</b>	<b>12</b>	<b>0</b>	<b>5</b>	<b>8</b>

PB - Team (5), Vandever 5, Opp (5). Pickoffs - Team (3), Vandever 3, Opp (2). SBA/ATT - Vandever (12-15), Mathis (9-11), Allen,A (2-3), Allen,K (1-1).



# HITTING GAME-BY-GAME

Date	Opponent	ab	r	h	rbi	2b	3b	hr	bb	ibb	sb	cs	hbp	sac	sf	gdp	k	po	a	e	avg
2-5-2009	at Hawai'i	30	5	10	5	0	0	2	1	0	0	1	1	0	0	0	6	18	6	0	.333
2-6-2009	vs UAB	28	18	13	17	3	1	2	6	0	2	0	4	0	1	0	1	14	4	0	.397
2-6-2009	vs LSU	26	8	10	7	3	0	0	3	0	2	0	0	0	0	0	3	15	1	0	.393
2-7-2009	at Hawai'i	31	14	15	11	4	0	0	1	0	0	0	1	0	0	0	3	15	3	0	.417
2-7-2009	vs UAB	26	13	9	10	1	0	2	5	0	2	0	1	1	0	0	2	15	4	3	.404
2-13-2009	vs N.C. State	25	1	3	0	0	0	0	2	0	1	0	2	1	0	0	5	21	7	0	.361
2-14-2009	at Houston	27	5	7	3	1	0	0	3	0	2	0	1	0	0	0	3	21	5	2	.347
2-15-2009	vs Texas State	22	3	3	3	0	0	0	4	0	0	0	1	0	0	0	5	21	10	1	.326
2-18-2009	STEPHEN F. AUSTIN	25	4	5	4	0	0	0	4	0	2	0	0	1	0	0	4	24	9	5	.312
2-18-2009	STEPHEN F. AUSTIN	22	3	7	3	3	1	0	1	0	1	1	0	2	0	0	2	21	9	2	.313
2-20-2009	vs Cal Poly	22	3	3	3	0	0	1	2	0	1	0	1	0	0	0	6	21	9	0	.299
2-20-2009	vs Arizona State	26	8	8	8	1	0	1	6	0	1	0	0	1	0	0	2	21	12	1	.300
2-21-2009	vs Nevada	27	11	11	11	1	0	3	2	0	1	0	0	0	1	0	3	18	6	0	.309
2-21-2009	vs Alabama	24	3	3	3	0	0	1	2	0	0	0	1	1	0	0	11	19	10	0	.296
2-22-2009	vs Massachusetts	27	5	5	3	0	0	0	5	0	3	0	0	0	0	0	6	21	10	0	.289
2-25-2009	at Tulsa	28	7	8	7	1	0	1	1	0	3	0	1	1	0	0	1	21	13	1	.288
3-1-2009	SAINT LOUIS	25	7	9	7	3	0	1	2	0	2	3	3	0	1	0	0	21	7	2	.293
3-1-2009	CREIGHTON	23	5	6	3	1	0	0	10	1	3	0	1	2	0	0	8	21	11	0	.291
3-4-2009	TULSA	27	5	9	4	3	0	2	1	0	2	0	0	0	0	0	2	21	4	0	.293
3-6-2009	TENNESSEE	23	1	4	1	1	0	1	4	1	1	0	2	0	0	0	6	21	11	2	.288
3-7-2009	NORTHWESTERN	24	4	7	4	0	0	2	3	0	0	1	2	0	0	0	6	21	6	0	.288
3-7-2009	TENNESSEE	35	5	10	4	1	0	0	1	0	0	0	1	1	0	0	4	21	12	0	.288
3-8-2009	NORTHWESTERN	23	0	3	0	0	0	0	2	0	0	1	1	0	0	0	7	18	6	0	.282
3-10-2009	at Texas Tech	29	6	10	5	5	0	0	7	0	5	1	1	1	0	0	3	21	7	1	.285
3-10-2009	at Texas Tech	26	12	12	12	2	0	3	8	0	0	0	0	0	0	0	2	15	4	0	.292
3-12-2009	vs Notre Dame	30	3	7	2	2	0	0	3	2	0	0	0	0	0	0	3	19	7	1	.289
3-12-2009	vs Florida State	27	3	5	2	1	0	0	3	0	3	0	2	1	0	0	6	21	16	0	.285
3-13-2009	vs DePaul	27	5	8	3	1	0	1	4	0	1	0	0	0	0	0	5	21	5	2	.286
3-14-2009	vs Louisiana-Lafayette	32	8	13	7	2	0	0	2	0	0	0	3	0	0	1	3	21	7	1	.291
3-14-2009	at Cal State Fullerton	25	3	5	3	2	0	0	3	0	2	1	4	0	0	0	3	19	7	3	.288
3-15-2009	vs Bowling Green	21	8	10	8	4	0	1	4	0	1	0	0	1	0	1	1	15	8	1	.293
3-18-2009	NORTHERN IOWA	24	8	5	6	1	0	0	2	0	1	0	2	1	0	0	1	18	7	1	.290
3-21-2009	IOWA STATE	34	10	15	9	2	0	4	2	0	1	0	1	2	0	0	5	21	7	0	.296
3-22-2009	IOWA STATE	25	10	12	8	0	1	3	3	0	1	0	2	0	0	0	0	15	3	0	.301
3-25-2009	NORTH TEXAS	26	8	9	5	0	0	2	3	0	0	0	3	1	0	0	2	21	4	0	.303
3-28-2009	at Texas	19	6	6	6	2	0	1	5	0	0	0	1	0	1	1	0	12	6	2	.303
3-29-2009	at Texas	29	7	9	6	2	0	0	7	0	0	0	1	0	2	0	7	18	4	0	.303
4-1-2009	BAYLOR	24	0	4	0	0	0	0	2	0	0	1	0	0	0	0	8	21	13	4	.300
4-1-2009	BAYLOR	25	4	8	4	2	0	1	1	0	0	0	0	1	1	0	1	21	14	0	.300
4-4-2009	NEBRASKA	28	3	7	3	3	0	0	8	1	1	0	2	1	0	1	3	24	5	0	.299
4-5-2009	NEBRASKA	22	3	5	3	0	0	1	3	0	2	0	0	1	0	0	2	21	5	0	.297
4-8-2009	ARKANSAS	30	9	10	8	1	0	3	6	0	1	1	4	0	0	0	0	21	8	0	.298
4-10-2009	at Kansas	27	8	8	6	2	0	0	4	2	3	0	1	0	0	0	4	18	6	0	.298
4-11-2009	at Kansas	26	2	6	2	0	1	1	2	0	0	1	0	0	0	0	7	18	7	2	.297
4-15-2009	OKLAHOMA STATE	27	8	9	8	1	0	2	2	1	0	0	0	0	0	0	6	21	4	1	.298
4-18-2009	TEXAS A&M	28	7	10	6	0	0	2	3	0	2	1	0	1	0	1	3	21	5	0	.299
4-19-2009	TEXAS A&M	23	3	6	3	1	1	0	3	0	0	0	0	0	1	0	3	21	6	0	.298
4-22-2009	at North Texas	28	7	7	6	1	0	0	6	0	1	1	1	1	1	0	2	21	7	1	.297
4-25-2009	at Missouri	27	6	6	5	0	0	2	4	0	0	0	0	0	0	0	3	21	10	2	.296
4-26-2009	at Missouri	29	4	9	4	0	0	1	2	0	1	1	0	0	0	0	0	21	8	0	.296
4-30-2009	at Oklahoma State	27	6	6	6	0	0	1	5	0	1	0	3	1	0	0	5	21	8	0	.295
5-9-2009	vs Iowa State	22	3	4	3	0	0	1	2	1	0	0	0	1	0	0	4	21	9	0	.293
5-9-2009	vs Texas	25	6	7	5	1	0	2	3	0	2	0	2	0	0	0	2	21	3	0	.293
5-10-2009	vs Missouri	22	0	2	0	0	0	0	2	0	0	1	0	0	0	0	4	21	6	2	.289
5-16-2009	NORTH DAKOTA STATE	32	0	2	0	0	0	0	7	1	1	1	0	2	0	0	4	33	12	1	.284
5-16-2009	ARKANSAS	41	21	23	19	0	0	5	6	0	1	0	3	1	1	0	2	21	6	1	.292
5-16-2009	TULSA	28	3	8	3	1	0	0	6	0	3	0	0	0	0	0	2	20	9	0	.292
<b>Totals</b>		<b>1511</b>	<b>338</b>	<b>441</b>	<b>297</b>	<b>66</b>	<b>5</b>	<b>56</b>	<b>204</b>	<b>10</b>	<b>63</b>	<b>17</b>	<b>60</b>	<b>28</b>	<b>10</b>	<b>5</b>	<b>202</b>	<b>1135</b>	<b>418</b>	<b>45</b>	<b>.292</b>



# PITCHING GAME-BY-GAME

Date	Opponent	ip	h	r	er	bb	so	2b	3b	hr	wp	bk	hbp	dp	ibb	score	w-l	sv	era
2-5-2009	at Hawai'i	6.0	7	8	8	2	3	1	0	2	1	0	4	1	0	5-8	0-1	0	9.3
2-6-2009	vs UAB	4.2	4	0	0	0	5	0	0	0	0	0	0	0	0	18-0	1-1	0	5.25
2-6-2009	vs LSU	5.0	2	0	0	0	6	0	0	0	0	0	0	0	0	8-0	2-1	0	3.57
2-7-2009	at Hawai'i	5.0	1	0	0	1	4	1	0	0	0	0	0	0	0	14-0	3-1	0	2.71
2-7-2009	vs UAB	5.0	2	1	1	1	5	1	0	0	0	0	1	1	0	13-1	4-1	0	2.45
2-13-2009	vs N.C. State	7.0	2	2	0	1	10	0	0	0	0	0	2	0	0	1-2	4-2	0	1.93
2-14-2009	at Houston	7.0	4	3	3	0	6	0	0	1	0	0	1	0	0	5-3	5-2	0	2.12
2-15-2009	vs Texas State	7.0	2	2	1	1	5	1	0	0	0	0	1	0	0	3-2	6-2	1	1.95
2-18-2009	STEPHEN F. AUSTIN	8.0	4	3	1	1	7	1	0	1	0	0	0	0	0	4-3	7-2	1	1.79
2-18-2009	STEPHEN F. AUSTIN	7.0	3	1	1	2	7	0	0	1	0	0	0	0	0	3-1	8-2	2	1.70
2-20-2009	vs Cal Poly	7.0	6	2	1	2	6	1	0	0	0	0	0	1	0	3-2	9-2	2	1.63
2-20-2009	vs Arizona State	7.0	9	6	6	2	7	2	0	1	0	0	0	0	1	8-6	10-2	2	2.04
2-21-2009	vs Nevada	6.0	4	2	2	5	3	1	0	0	0	0	0	2	0	11-2	11-2	2	2.06
2-21-2009	vs Alabama	6.1	7	4	4	4	2	1	0	2	0	0	0	0	0	3-4	11-3	2	2.23
2-22-2009	vs Massachusetts	7.0	6	3	3	2	5	0	0	2	1	0	1	0	0	5-3	12-3	3	2.28
2-25-2009	at Tulsa	7.0	7	3	2	2	0	3	0	0	0	0	0	1	0	7-3	13-3	3	2.26
3-1-2009	SAINT LOUIS	7.0	5	4	2	4	5	1	0	0	0	0	0	0	0	7-4	14-3	4	2.25
3-1-2009	CREIGHTON	7.0	6	3	3	2	6	0	0	1	0	0	0	1	0	5-3	15-3	4	2.29
3-4-2009	TULSA	7.0	9	3	3	3	8	1	0	0	0	0	1	0	0	5-3	16-3	4	2.33
3-6-2009	TENNESSEE	7.0	9	4	4	2	7	0	1	1	0	0	0	0	1	1-4	16-4	4	2.42
3-7-2009	NORTHWESTERN	7.0	4	3	3	2	6	0	0	2	0	0	1	0	1	4-3	17-4	4	2.45
3-7-2009	TENNESSEE	7.0	10	6	5	1	2	6	0	1	0	0	0	0	1	5-6	17-5	4	2.58
3-8-2009	NORTHWESTERN	6.0	6	1	1	2	5	1	0	1	0	0	1	0	0	0-1	17-6	4	2.52
3-10-2009	at Texas Tech	7.0	7	1	1	1	5	1	0	0	0	0	0	1	0	6-1	18-6	4	2.45
3-10-2009	at Texas Tech	5.0	2	0	0	0	5	1	0	0	0	0	0	1	0	12-0	19-6	4	2.38
3-12-2009	vs Notre Dame	6.1	7	4	3	1	7	0	0	1	0	0	0	0	0	3-4	19-7	4	2.41
3-12-2009	vs Florida State	7.0	5	1	1	2	2	0	0	0	0	0	0	1	0	3-1	20-7	4	2.36
3-13-2009	vs DePaul	7.0	7	2	0	1	9	0	0	0	0	0	2	0	0	5-2	21-7	4	2.27
3-14-2009	vs Louisiana-Lafayette	7.0	4	5	4	3	5	0	0	1	0	0	2	1	0	8-5	22-7	4	2.33
3-14-2009	at Cal State Fullerton	6.1	8	4	2	6	8	1	0	1	0	0	0	0	3	3-4	22-8	4	2.33
3-15-2009	vs Bowling Green	5.0	3	0	0	1	3	1	0	0	0	0	0	0	0	8-0	23-8	4	2.27
3-18-2009	NORTHERN IOWA	6.0	4	0	0	1	7	0	0	0	0	0	0	0	0	8-0	24-8	4	2.20
3-21-2009	IOWA STATE	7.0	8	7	7	2	10	1	0	1	0	0	1	0	1	10-7	25-8	4	2.36
3-22-2009	IOWA STATE	5.0	1	0	0	0	5	0	0	0	0	0	1	0	0	10-0	26-8	4	2.30
3-25-2009	NORTH TEXAS	7.0	1	1	1	3	14	0	0	1	0	0	1	1	0	8-12	7-8	4	2.26
3-28-2009	at Texas	4.0	14	15	15	6	2	4	1	0	0	0	0	1	0	6-15	27-9	4	2.68
3-29-2009	at Texas	6.0	12	9	9	5	5	3	0	2	0	0	2	1	0	7-9	27-10	4	2.88
4-1-2009	BAYLOR	7.0	11	5	3	1	0	2	0	1	0	0	0	1	0	0-5	27-11	4	2.88
4-1-2009	BAYLOR	7.0	6	0	0	0	4	2	0	0	0	0	2	1	0	4-0	28-11	4	2.80
4-4-2009	NEBRASKA	8.0	6	2	2	6	10	0	0	0	1	0	1	0	0	3-2	29-11	4	2.77
4-5-2009	NEBRASKA	7.0	4	2	1	5	8	1	0	0	0	0	1	0	0	3-23	0-11	4	2.72
4-8-2009	ARKANSAS	7.0	11	11	11	6	2	3	0	3	0	0	1	0	0	9-11	30-12	4	2.94
4-10-2009	at Kansas	6.0	1	0	0	3	7	1	0	0	0	0	0	0	0	8-0	31-12	4	2.87
4-11-2009	at Kansas	6.0	6	4	3	1	7	1	0	0	0	0	2	0	0	2-4	31-13	4	2.89
4-15-2009	OKLAHOMA STATE	7.0	4	1	1	2	9	0	0	1	0	0	1	0	0	8-1	32-13	4	2.84
4-18-2009	TEXAS A&M	7.0	6	3	3	4	11	2	0	0	0	0	1	1	0	7-3	33-13	5	2.85
4-19-2009	TEXAS A&M	7.0	4	1	1	2	6	0	0	0	0	0	0	0	0	3-1	34-13	5	2.80
4-22-2009	at North Texas	7.0	5	3	3	1	8	0	0	2	0	0	1	0	0	7-3	35-13	5	2.81
4-25-2009	at Missouri	7.0	5	2	2	1	4	0	0	1	0	0	2	2	0	6-2	36-13	5	2.79
4-26-2009	at Missouri	7.0	6	2	2	2	4	1	0	2	1	0	2	0	0	4-2	37-13	5	2.77
4-30-2009	at Oklahoma State	7.0	2	0	0	3	5	0	0	0	0	0	0	0	0	6-0	38-13	5	2.71
5-9-2009	vs Iowa State	7.0	5	0	0	0	10	0	0	0	0	0	0	0	0	3-0	39-13	6	2.66
5-9-2009	vs Texas	7.0	7	2	2	5	7	1	0	0	0	0	0	0	0	6-2	40-13	6	2.65
5-10-2009	vs Missouri	7.0	8	5	3	5	6	0	1	1	0	0	0	0	0	0-5	40-14	6	2.65
5-16-2009	NORTH DAKOTA STATE	11.0	8	1	1	1	11	0	0	1	0	0	1	0	0	0-1	40-15	6	2.59
5-16-2009	ARKANSAS	7.0	5	2	2	2	3	0	0	2	0	0	0	1	1	21-2	41-15	6	2.58
5-16-2009	TULSA	6.2	6	5	5	3	1	0	0	2	1	0	0	0	2	3-5	41-16	6	2.63
<b>Totals</b>		<b>378.1</b>	<b>318</b>	<b>164</b>	<b>142</b>	<b>127</b>	<b>330</b>	<b>48</b>	<b>3</b>	<b>39</b>	<b>5</b>	<b>0</b>	<b>37</b>	<b>20</b>	<b>11</b>	<b>338-164</b>	<b>41-16</b>	<b>6</b>	<b>2.63</b>



# SINGLE GAME HIGHS

## TEAM HIGHS

### Batting

At bats.....	41 vs Arkansas (5/16)
Runs scored.....	21 vs Arkansas (5/16)
Hits.....	23 vs Arkansas (5/16)
Runs Batted In.....	9 vs Arkansas (5/16)
Doubles.....	5 at Texas Tech (3/10)
Triples.....	1, five times
Home runs.....	5 vs Arkansas (5/16)
Total bases.....	38 vs Arkansas (5/16)
Walks.....	0 vs Creighton (3/1)
Strikeouts.....	11 vs Alabama (2/21)
Sacrifice hits.....	2, four times
Sacrifice flies.....	2 at Texas (3/29)
Stolen bases.....	5 at Texas Tech (3/10)
Hit by pitch.....	4 vs UAB (2/6)
	4 at Cal State Fullerton (3/14)
	4 vs Arkansas (4/8)
Caught stealing.....	3 vs Saint Louis (3/1)
Runners LOB.....	13 vs Creighton (3/1)
	13 vs Nebraska (4/4)
Hit into Double Play.....	2, five times

### Fielding

Putouts.....	33 vs North Dakota State (5/16)
Assists.....	16 vs Florida State (3/12)
Errors.....	5 vs Stephen F. Austin (2/18)
Passed balls.....	1, 11 times
Double Plays turned.....	2 vs Nevada (2/21)
	2 at Missouri (4/25)

### Pitching

Innings pitched.....	11.0 vs North Dakota State (5/16)
Runs allowed.....	15 at Texas (3/28)
Earned runs.....	15 at Texas (3/28)
Walks allowed.....	6, four times
Strikeouts.....	14 vs North Texas (3/25)
Hits allowed.....	14 at Texas (3/28)
Doubles allowed.....	6 vs Tennessee (3/7)
Triples allowed.....	1 vs Tennessee (3/6)
	1 at Texas (3/28)
	1 vs Missouri (5/10)
Home runs allowed.....	3 vs Arkansas (4/8)
Wild pitches.....	1, five times
Hit batters.....	4 at Hawai'i (2/5)

## INDIVIDUAL HIGHS

### Batting

At bats.....	6 by Katie Norris vs Arkansas (5/16)
Runs scored.....	4 by Katie Norris vs Arkansas (5/16)
	4 by Amber Flores vs Arkansas (5/16)
Hits.....	5 by Amber Flores vs Iowa State (3/21)
Runs Batted In.....	8 by Amber Flores vs UAB (2/6)
Doubles.....	2 by Haley Anderson at Texas (3/28)
	2 by Samantha Ricketts vs Nebraska (4/4)
Triples.....	1, Five times
Home runs.....	2 by Amber Flores vs UAB (2/6)
	2 by Amber Flores vs Iowa State (3/21)
	2 by Lindsey Vandever vs Arkansas (5/16)
Total bases.....	12 by Amber Flores vs Iowa State (3/21)
Walks.....	4 by Amber Flores vs Creighton (3/1)
Strikeouts.....	2, 31 times
Sacrifice hits.....	1, 28 times
Sacrifice flies.....	1, 10 times
Stolen bases.....	3 by Evan Sallis at Texas Tech (3/10)
Hit by pitch.....	2, Four times
Caught stealing.....	1, 17 times
Runners LOB.....	6 by Haley Anderson at Texas (3/29)

### Fielding

Putouts.....	13 by Lindsey Vandever vs North Texas (3/25)
	13 by Samantha Ricketts vs Baylor (4/1)
Assists.....	6 by Dani Dobbs vs North Dakota State (5/16)
Errors.....	3 by Amber Flores at Cal State Fullerton (3/14)
Passed balls.....	1, 11 times

### Pitching

Innings pitched.....	8.1 by D.J. Mathis vs North Dakota State (5/16)
Runs allowed.....	9 by Allee Allen vs Arkansas (4/8)
Earned runs.....	9 by Allee Allen vs Arkansas (4/8)
Walks allowed.....	6 by Kirsten Allen at Cal State Fullerton (3/14)
	6 by D.J. Mathis vs Nebraska (4/4-2009)
Strikeouts.....	10 by D.J. Mathis vs N.C. State (2/13)
	10 by D.J. Mathis vs Iowa State (3/21)
Hits allowed.....	9, Four times
Doubles allowed.....	4 by Kirsten Allen vs Tennessee (3/7)
Triples allowed.....	1 by Kirsten Allen vs Tennessee (3/6)
	1 by D.J. Mathis at Texas (3/28)
	1 by Kirsten Allen vs Missouri (5/10)
Homers allowed.....	3 by Allee Allen vs Arkansas (4/8)
Wild pitches.....	1, Five times
Hit batters.....	3 by D.J. Mathis at Hawai'i (2/5)



Dani Dobbs



# BIG 12 RECAP

## 2009 POSTSEASON AWARDS WINNERS

### Coach of the Year

**Patty Gasso, Oklahoma**

### Player of the Year

**Amber Flores, Oklahoma**

### Pitcher of the Year

Whitney Canion, Baylor

### Defensive Player of the Year

Natalie Villarreal, Texas A&M

### Freshman of the Year

Whitney Canion, Baylor

### All-Big 12 First Team

Brittany Barnhill, Texas

Lexy Bennett, Texas

Whitney Canion, Baylor

Courtney Craig, Texas

Stacy Delaney, Missouri

**Amber Flores, Oklahoma**

Erin Glasco, Texas A&M

Molly Hill, Nebraska

**Krystle Huey, Oklahoma**

Loryn Johnson, Texas

Rhiannon Kliesing, Texas A&M

**D.J. Mathis, Oklahoma**

**Katie Norris, Oklahoma**

Brette Reagan, Baylor

**Samantha Ricketts, Oklahoma**

Marla Schweisberger, Missouri

Rhea Taylor, Missouri

Lindsey Ubrun, Missouri

Kayce Walker, Baylor

Tiffany Wesley, Baylor

### All-Big 12 Second Team

**Haley Anderson, Oklahoma**

Megan Christopher, Missouri

Crystal Carwile, Nebraska

Alex Coyle, Baylor

Amanda Duran, Nebraska

Elizabeth Eimen, Texas Tech

Mariah Gearhart, Oklahoma State

Samantha Heinlein, Oklahoma State

Alex Johnson, Iowa State

**Chana'e Jones, Oklahoma**

Dougie McCaulley, Kansas

Meghan Mullin, Nebraska

Kristin Nottlemann, Missouri

Nadia Taylor, Texas

**Lindsey Vandever, Oklahoma**

Natalie Villarreal, Texas A&M

Julie Ward, Oklahoma State

Desitree Williams, Texas

Rachel Zabriskie, Iowa State

## FINAL BIG 12 STANDINGS

	Conference						Overall					
	Record	Pct	Home	Away	Neutral	Streak	Record	Pct	Home	Away	Neutral	Streak
<b>Oklahoma</b>	<b>14-4</b>	<b>.778</b>	<b>8-1</b>	<b>6-3</b>	<b>0-0</b>	<b>W6</b>	<b>41-16</b>	<b>.719</b>	<b>16-5</b>	<b>10-5</b>	<b>15-6</b>	<b>L1</b>
Missouri	12-6	.667	5-5	7-1	0-0	W1	50-12	.806	17-6	16-3	17-3	L2
Texas	11-7	.611	7-2	4-5	0-0	L1	40-20	.667	20-6	10-10	10-4	L1
Baylor	11-7	.611	4-4	7-3	0-0	L1	40-22	.645	26-5	13-13	1-4	L2
Nebraska	9-9	.500	4-3	5-6	0-0	L1	35-19	.648	13-5	9-7	13-7	L2
Texas A&M	8-9	.471	6-4	2-5	0-0	W2	32-22	.593	18-7	6-9	8-6	L2
Oklahoma State	8-10	.444	5-4	3-6	0-0	W2	36-22	.621	14-5	12-8	10-9	L1
Iowa State	7-11	.389	4-5	3-6	0-0	W2	26-29	.473	5-7	9-16	12-6	L1
Kansas	6-11	.353	5-4	1-7	0-0	L2	21-31	.404	10-11	4-9	7-11	L3
Texas Tech	3-15	.167	1-8	2-7	0-0	L2	15-42	.263	1-9	6-16	8-17	L3

## BIG 12 INDIVIDUAL STATISTICAL LEADERS

### Batting

#### Batting Average

**Amber Flores, Oklahoma** ..... **.416**

#### Hits

Loryn Johnson, Texas ..... 73

#### Runs Scored

**Amber Flores, Oklahoma** ..... **64**

#### Home Runs

**Amber Flores, Oklahoma** ..... **18**

#### Doubles

**Samantha Ricketts, Oklahoma** ..... **15**

#### Triples

**Krystle Huey, Oklahoma** ..... **3**

Tallie Thrasher, Texas

Rhea Taylor, Missouri

Mariah Gearhart, Oklahoma State

Holly Ridley, Texas A&M

#### Runs Batted In

**Amber Flores, Oklahoma** ..... **58**

#### Stolen Bases

Rhea Taylor, Missouri ..... 36

#### Total Bases

**Amber Flores, Oklahoma** ..... **130**

#### Walks Drawn

**Amber Flores, Oklahoma** ..... **49**

Desiree Williams, Texas

#### On-Base Percentage

**Amber Flores, Oklahoma** ..... **.594**

#### Slugging Percentage

**Amber Flores, Oklahoma** ..... **.872**

### Pitching

#### Earned Run Average

Kristin Nottleman, Missouri ..... 1.25

#### Wins

Whitney Canion, Baylor ..... 27

#### Innings Pitched

Whitney Canion, Baylor ..... 291.1

#### Strikeouts

Whitney Canion, Baylor ..... 415

#### Appearances

Whitney Canion, Baylor ..... 49

#### Saves

**Kirsten Allen, Oklahoma** ..... **3**

Anna Whiddon, Oklahoma State

Sarah Odom, Oklahoma State

Erin Tresselt, Texas

Kristin Nottleman, Missouri

#### Games Started

Whitney Canion, Baylor ..... 46

#### Shutouts

Whitney Canion, Baylor ..... 10

Chelsea Thomas, Missouri

Anna Whiddon, Oklahoma State

#### Complete Games

Whitney Canion, Baylor ..... 37

#### Opponent's Batting Average

Chelsea Thomas, Missouri ..... .185

## BIG 12 TEAM STATISTICAL LEADERS

#### Batting Average

Missouri ..... .313

#### Earned Run Average

Missouri ..... 1.47

#### Fielding Percentage

Baylor ..... .974



# CLASS OF 2009



**JEANNIE DOUGLAS**  
5-4 | L/R | Outfield  
Chandler, Okla. | Chandler HS

Played a total of 87 games in four seasons, started six of those her senior year ... Drew 13 walks and drove in six runs in her career ... Recorded 12 hits and scored nine runs ... Named to the 2009 All-Big 12 Academic first team.



**D.J. MATHIS**  
5-6 | L/L | Pitcher  
East Alton, Ill. | Roxana HS

Ended her career ranked second all-time in winning percentage (.768), third in appearances (138) and victories (76), fourth in strikeouts (597), sixth in innings pitched (637.0) and games started (100), seventh in shutouts (25) and eighth in complete games (54) ... Posted a 76-23 record with a 1.90 earned run average in four years ... Selected as the second overall pick in the 2009 National Pro Fastpitch Senior Draft by the Akron Racers ... A 2009 NFCA All-Central first team selection ... Named to the 2009 All-Big 12 first team ... Named Big 12 Pitcher of the Week on April 28 ... 2008 second team All-American ... First team All-Midwest Region ... First team All-Big 12 ... Second team Academic All-Big 12 ... Named one of 25 candidates for National Player of the Year.



**SAMANTHA RICKETTS**  
5-9 | L/L | First Base  
San Jose, Calif. | Archbishop Mitty HS

Oklahoma career leader in home runs (48) and runs batted in (239) ... Ranks third in extra-base hits (97), total bases (444), slugging percentage (.645) and on-base percentage (.461), fourth in walks drawn (115), fifth in doubles (47), sixth in batting average (.362), seventh in hits (249) and 10th in runs scored (129) ... Big 12 career leader in runs batted in ... Started 192 consecutive games as a Sooner, dating back to April 26, 2006 ... Selected as the 12th overall pick in the 2009 National Pro Fastpitch Senior Draft by the Akron Racers ... Named to the 2009 NFCA All-America second team ... A 2009 NFCA first team All-Central Region honoree ... Named to the 2009 All-Big 12 first team ... Named to the Academic All-Big 12 first team ... A top 10 finalist for the Lowe's Senior CLASS award ... Team captain ... 2008 second team All-Midwest Region ... First team All-Big 12 ... Academic All-Big 12 first team ... All-Big 12 Tournament team ... Named to the Preseason USA Softball National Player of the Year Watch List ... Named to ESPN.com's Preseason All-America second team ... USA Softball Player of the Year top three finalist in 2007 ... Invited to USA National Team selection camp ... Second team All-American ... All-Midwest Region first team ... All-Big 12 first team ... All-Big 12 first team in 2006.





A black and white photograph of a softball player in an Oklahoma uniform, captured in a dynamic pose as if running or sliding on a field. The player is wearing a jersey with "OKLAHOMA" printed across the chest and a baseball glove on her left hand. The background is blurred, showing a stadium setting.

# BUILT ON *legacy*

**HISTORY AND HONORS**



# TIMELINE



1975-76 Sooners

## MARCH 19, 1975

The University of Oklahoma plays its first intercollegiate softball contest. The home team downed Oklahoma Baptist, 3-1.

## APRIL 9, 1975

Oklahoma recorded its first intercollegiate softball win over archrival Oklahoma State as the Cowgirls began their intercollegiate season one year earlier. Since 1975, the two teams are almost dead even in the series with the Sooners holding a 67-66 advantage. Oklahoma has won 15 straight in the Bedlam series.

## MARCH 23, 1976

Oklahoma plays its latest recorded spring opener. The Sooners fell 13-8 to Central Oklahoma and 16-6 to USAO in Norman.

## MARCH 27, 1977

The Sooners drop Wichita State 7-2 in Wichita. It was the first road win for head coach Marita Hynes against a non-Oklahoma school.

## APRIL 18-MAY 5, 1978

The Sooners win eight straight to secure a winning season during Marita Hynes' second year at the helm of the OU program.

## MARCH 14, 1979

In what has become one of softball's most intense rivalries, Oklahoma split a doubleheader with Arizona in what becomes the first contests between the two schools. Arizona took the opening game 4-3, while OU bounced back to win the second, 4-3.

## APRIL 7, 1979

Oklahoma and Texas Woman's University battle in the longest game in OU softball history. TWU won 1-0 in 20 innings. The tournament final started in Springfield, Mo. and was completed later that day in Norman.

## MAY 4, 1979

Oklahoma defeats Stephen F. Austin 4-3 in 15 innings at Reaves Park, the longest home game in OU history.

## SEPTEMBER 14, 1979

Oklahoma tops Saint Mary's (Calif.) 15-0 in its first competitive fall contest. Teams counted wins in both the fall and spring seasons from 1979 until the fall of 1981.

## MAY 20-21, 1982

Oklahoma hosted the final AIAW Softball Championship in Norman.

## MARCH 8, 1984

The Sooners open the final season of the Marita Hynes era with wins over Mesa Community College (4-1) and New Mexico Highlands (3-2 [9]).

## MAY 21, 1994

The Sooners close out a 58-15 campaign with a 4-1 win over Providence at the NCAA Regional in Stillwater. It marked Jim Beitia's lone season as head coach and was the first of what is now 16 consecutive trips to the NCAA Tournament.

## OCTOBER 24, 1994

Oklahoma names Patty Gasso the fifth head coach in the program's history.

## FEBRUARY 18-20, 1994

The Sooners win six straight en route to Oklahoma's first 50-plus win season.

## APRIL 2, 1995

Sooner pitcher Brea Moore strikes out an OU individual single game record 18 batters in Oklahoma's win over Iowa State.

## MARCH 17, 1996

Casey Dickson becomes the first Oklahoma player to be named Big 12 Player of the Week.

## MARCH 30, 1996

Oklahoma gets its first Big 12 conference win — a 5-2 victory at home over Iowa State.

## MAY 11, 1996

Oklahoma won its first Big 12 Championship with a 1-0 win over No. 18 Nebraska. Earlier in the year, the Sooners captured their first-ever regular season title.

## MARCH 9, 1997

Sooner pitcher Jill Most throws the first perfect game in Oklahoma softball history. OU defeated No. 24 Baylor 3-0 in Oklahoma City.

## MARCH 6, 1998

Oklahoma defeats top-ranked Arizona, 4-3 in Tucson. It was the Sooners' first-ever win over the nation's No. 1 team.



## APRIL 16, 1998

The Sooners defeat third-ranked Fresno State in back-to-back games in Norman (4-2 and 8-7 [10]). The Bulldogs won the national championship later that season.

## APRIL 30, 1999

Oklahoma polishes off its second Big 12 regular season title with a 6-2 win at Oklahoma State.

## APRIL 30, 2000

The Sooners capture their third Big 12 regular season title with a 6-2 win over Kansas.

## MAY 29, 2000

Oklahoma wins its first-ever national championship in softball. It was also the first national title for a women's program at OU. The Sooners went through the tournament undefeated, taking down No. 10 California (2-1), No. 8 Southern Mississippi (3-1) and No. 2 Arizona (1-0) before defeating No. 3 UCLA (3-1) in the championship game.

## APRIL 19, 2001 & APRIL 21, 2001

Oklahoma wins 16-0 over Oklahoma State (4/19) and Baylor (4/21). The margin is the largest by OU in a Big 12 game.

## MAY 12, 2001

The Sooners win their second Big 12 Championship with a 6-0 win over archrival Oklahoma State.

## MARCH 22, 2003

Oklahoma beats No. 24 Kansas 3-1 to record the 100th Big 12 regular season win at the OU Softball Complex.

## APRIL 22, 2003

The Sooner softball program recorded its 1,000 win with an 8-0 victory at Tulsa

## APRIL 24, 2004

The field at the OU Softball Complex was dedicated and named Marita Hynes Field, in honor of Oklahoma's longtime former senior woman administrator. Hynes was also the second softball coach in Oklahoma's history and responsible for hiring Patty Gasso.

## FEBRUARY 4, 2005

The Sooners play their earliest recorded spring opener. Oklahoma defeated Florida Atlantic 12-0 (5) and Appalachian State 6-2 in Clearwater, Fla.

## FEBRUARY 9-11, 2007

Oklahoma won five straight games to begin a 23-game win streak, the longest in school history.

## FEBRUARY 27, 2007

Marilee Mena becomes the first Sooner to sweep the national awards in the same week. Mena was named National Player of the Week by both USA Softball and the National Fastpitch Coaches Association.

## MAY 12, 2007

The Sooners drop Missouri 7-1 and Texas Tech 6-3 to win their third Big 12 Championship title.

## MARCH 26, 2008

Oklahoma defeats Central Arkansas 23-1, the largest margin of victory in history.

## FEBRUARY 2, 2009

The Oklahoma softball program takes its first trip outside the continental United States. The Sooners opened the season at the Rainbow Wahine Classic in Honolulu, Hawai'i.

## APRIL 15, 2009

The Sooners defeated archrival Oklahoma State for the 250th win at the OU Softball Complex.

## APRIL 30, 2009

The Sooners win the Big 12 regular season title outright, their fourth, after beating Oklahoma State 6-2 in Stillwater.

## MAY 16, 2009

North Dakota State prevails over the Sooners in a 1-0, two-day, 11-inning thriller. It is the longest game ever played at the OU Softball Complex (innings).



2001 Big 12 Champions

# MILESTONE GAMES



Dedication of the OU Softball Complex

## MILESTONE GAMES

### First game

March 19, 1975  
W, 3-1 vs. Oklahoma Baptist

### 500th game

March 22, 1985  
W, 3-0 vs. Utah (Fullerton, Calif.)

### 1,000th game

April 17, 1994  
W, 14-1 vs. Iowa State

## OVERALL WINS

### First win

March 19, 1975  
3-1 vs. Oklahoma Baptist

### 50th win

April 21, 1978  
6-0 vs. NW Oklahoma

### 100th win

September 29, 1979  
3-2 vs. Texas A&M (Nacogdoches, Texas)

### 150th win

September 27, 1980  
7-1 vs. Baylor (Denton, Texas)

### 200th win

September 26, 1981  
4-0 vs. NW Missouri (Springfield, Mo.)

### 250th win

April 29, 1983  
4-0 vs. Iowa State

### 300th win

April 14, 1985  
8-0 vs. Kansas State

### 350th win

April 18, 1987  
6-1 vs. Missouri (Lawrence, Kan.)

### 400th win

March 15, 1990  
13-1 vs. Florida A&M (Tallahassee, Fla.)

### 450th win

March 7, 1992  
6-2 vs. St. Joseph's (Pa.) (Fort Myers, Fla.)

### 500th win

April 11, 1993  
8-4 at Iowa State

### 550th win

April 2, 1994  
8-1 vs. Kent State

### 600th win

April 22, 1995  
2-0 at Missouri

### 650th win

April 28, 1996  
2-1 at Kansas

### 700th win

April 19, 1997  
10-0 at Texas

### 750th win

April 16, 1998  
8-7 (10) vs. #3 Fresno State

### 800th win

February 11, 2000  
5-0 vs. Kentucky (Arlington, Texas)

### 850th win

April 22, 2000  
8-1 at Baylor

### 900th win

April 19, 2001  
16-0 (5) at Oklahoma State

### 950th win

April 10, 2002  
8-1 at Missouri

### 1,000th win

April 22, 2003  
8-0 at Tulsa

### 1,050th win

May 13, 2004  
5-2 vs. #19 Baylor

### 1,100th win

May 1, 2005  
5-0 vs. Nebraska

### 1,150th win

February 10, 2007  
9-1 at Florida International

### 1,200th win

May 19, 2007  
2-0 at Massachusetts

### 1,250th win

February 6, 2009  
8-0 (5) vs. #19 LSU (Honolulu, Hawai'i)

## WINS AT OU SOFTBALL COMPLEX

### First win

February 19, 1998  
1-0 vs. Wichita State

### 50th win

March 29, 2000  
1-0 vs. Tulsa

### 100th win

April 24, 2002  
5-4 (10) vs. Oklahoma State

### 150th win

February 20, 2005  
5-1 vs. North Texas

### 200th win

March 4, 2007  
4-0 vs. Wichita State

### 250th win

April 15, 2009  
8-1 vs. Oklahoma State

## BIG 12 REGULAR SEASON WINS

### First win

March 30, 1996  
5-2 vs. Iowa State

### 50th win

April 17, 1999  
3-0 at #19 Texas A&M

### 100th win

March 22, 2003  
3-1 at #24 Kansas

### 150th win

April 18, 2007  
3-2 (8) vs. Baylor



# MISCELLANEOUS GAMES

## SEASON OPENERS

3-19-75	Oklahoma Baptist	W	3-1	1-0
3-23-76	Central Oklahoma	L	8-13	1-1
3-10-77	Oklahoma Baptist	W	17-1	2-1
3-9-78	Central Oklahoma	W	16-3	3-1
2-26-79	Indiana	L	1-2	3-2
9-14-79	Saint Mary's (Calif.)	W	15-0	4-2
3-8-80	West Texas A&M	W	13-1	5-2
9-12-80	Lady of the Lake	W	18-0	6-2
3-7-81	Fullerton College	L	1-2	6-3
9-10-81	Oklahoma State	L	0-2	6-4
3-6-82	Midwestern State	L	2-3	6-5
3-1-83	Oklahoma City	W	7-0	7-5
3-8-84	Mesa CC	W	4-1	8-5
3-7-85	Utah	L	1-10	8-6
3-6-86	Colorado State	W	8-0	9-6
3-3-87	Central Oklahoma	L	1-2	9-7
3-3-88	Wichita State	W	5-1	10-7
2-28-89	Central Oklahoma	W	2-0	11-7
2-15-90	Arizona	L	0-8	11-8
2-23-91	Saint Edwards	L	2-3	11-9
2-15-92	Texas-Arlington	W	3-2	12-9
2-13-93	New Mexico State	W	5-2	13-9
2-18-94	Texas-Arlington	W	4-2	14-9
2-17-95	Texas-Arlington	W	10-4	15-9
2-16-96	Utah	W	4-0	16-9
2-15-97	Missouri State	W	5-2	17-9
2-13-98	Texas State	W	3-0	18-9
2-9-99	Oklahoma Christian	W	8-0	19-9
2-11-00	Kentucky	W	5-0	20-9
2-9-01	Louisiana Tech	W	3-1	21-9
2-8-02	Texas-Arlington	W	4-0	22-9
2-7-03	Illinois-Chicago	W	5-1	23-9
2-6-04	Illinois	W	7-0	24-9
2-4-05	Florida Atlantic	W	12-0	25-9
2-10-06	Washington	L	4-12	25-10
2-9-07	Louisville	W	9-5	26-10
2-8-08	UCLA	L	1-6	26-11
2-5-09	Hawai'i	L	5-8	26-12

## HOME OPENERS

3-19-75	Oklahoma Baptist	W	3-1	1-0
3-23-76	Central Oklahoma	L	8-13	1-1
3-10-77	Oklahoma Baptist	W	17-1	2-1
3-20-78	Minnesota	L	5-10	2-2
2-26-79	Indiana	L	1-2	3-3
10-3-79	Oklahoma State	W	3-2	4-3
3-18-80	Kearney State	W	4-0	5-3
9-25-80	Oklahoma State	L	1-5	5-4
3-16-81	Buena Vista	W	6-5	6-4
9-10-81	Oklahoma State	L	0-2	6-5
3-6-82	Midwestern State	L	2-3	6-6
3-1-83	Oklahoma City	W	7-0	7-6
3-13-84	Southern Illinois	W	2-0	8-6
3-12-85	Arizona State	L	1-2	8-7
3-12-86	Southern Illinois	W	1-0	9-7
3-6-87	Texas State	L	3-4	9-8
3-9-88	Sam Houston State	L	0-10	9-9
2-28-89	Central Oklahoma	W	2-0	10-9
2-26-90	Wichita State	W	7-2	11-9
3-5-91	Eastern Oklahoma	W	10-2	12-9
4-1-92	Oklahoma Baptist	W	3-0	13-9
4-2-93	Oklahoma Baptist	W	4-3	14-9
3-9-94	South Carolina	L	2-5	14-10
4-15-95	Oklahoma State	W	3-2	15-10
3-30-96	Iowa State	W	5-2	16-10
2-18-97	Oklahoma City	W	5-3	17-10
2-19-98	Wichita State	W	8-0	18-10
2-9-99	Oklahoma Christian	W	8-0	19-10
2-23-00	Arkansas	W	3-0	20-10
2-17-01	Creighton	W	11-3	21-10
2-15-02	Creighton	W	6-1	22-10
2-14-03	UAB	W	7-0	23-10
2-11-04	Oklahoma Christian	W	8-0	24-10
2-18-05	Lipscomb	W	11-1	25-10
2-15-06	Central Arkansas	W	8-1	26-10
2-16-07	Birmingham Southern	W	14-1	27-10
2-12-08	Saint Gregory's	W	10-0	28-10
2-18-09	Stephen F. Austin	W	4-3 (8)	29-10

## BIG 12 OPENERS

3-30-96	Iowa State	W	5-2	1-0
4-2-97	Oklahoma State	W	1-0	2-0
4-1-98	Oklahoma State	L	1-2	2-1
3-27-99	Missouri	W	1-0	3-1
3-25-00	Texas A&M	W	4-2	4-1
3-23-01	Texas A&M	W	5-1	5-1
3-23-02	Texas A&M	W	6-1	6-1
3-20-03	Nebraska	W	1-0	7-1
3-27-04	Texas A&M	L	0-1	7-2
3-25-05	Iowa State	W	7-3	8-2
3-25-06	Missouri	L	6-8	8-3
3-22-07	Texas Tech	W	7-0	9-3
3-21-08	Kansas	W	3-2	10-3
3-10-09	Texas Tech	W	6-1	11-3

## BIG 12 HOME OPENERS

3-30-96	Iowa State	W	5-2	1-0
4-2-97	Oklahoma State	W	1-0	2-0
4-18-98	Texas	L	0-1	2-1
3-27-99	Missouri	W	1-0	3-1
4-2-00	Iowa State	W	9-0	4-1
3-23-01	Texas A&M	W	5-1	5-1
3-29-02	Texas Tech	W	3-1	6-1
3-26-03	Missouri	L	0-2	6-2
4-3-03	Texas	W	3-2	7-2
3-25-05	Iowa State	W	7-3	8-2
3-25-06	Missouri	L	6-8	8-3
3-31-07	Texas A&M	W	4-2	9-3
3-21-08	Kansas	W	3-2	10-3
3-21-09	Iowa State	W	10-7	11-3

## BIGGEST WINS

1.	22	23-1	Central Arkansas	3-26-08
2.	21	21-0	Temple	3-4-07
3.	19	21-2	Arkansas	5-16-09
4.	18	18-0	UAB	2-6-09
		18-0	Oklahoma Baptist	3-16-94
		18-0	Rhode Island	3-10-92
		18-0	Cameron	4-4-91
		18-0	Lady of the Lake	9-12-80
		18-0	Central Oklahoma	3-27-79
		19-1	SW Baptist	4-5-75

## BIGGEST BIG 12 REGULAR SEASON WINS

1.	16	16-0	Baylor	4-21-01
	16	16-0	Oklahoma State	4-19-01
2.	14	15-1	Oklahoma State	4-5-06
3.	13	13-0	Nebraska	4-4-00
4.	12	12-0	Texas Tech	3-10-09
5.	11	11-0	Nebraska	3-29-08

## BIGGEST LOSSES

1.	17	1-18	Missouri State	4-8-77
2.	16	2-18	Texas-Arlington	4-3-76
3.	14	1-15	NW Oklahoma	4-24-76
4.	13	1-14	Iowa State	4-15-89

## BIGGEST BIG 12 REGULAR SEASON LOSSES

1.	9	6-15	Texas	3-28-09
2.	8	1-9	Nebraska	4-1-06
	8	0-8	Nebraska	3-20-03



Scoreboard after the largest win in school history



# EXTRA-INNING GAMES

## EIGHT INNINGS

3-15-83	Central Michigan	Mount Pleasant, Mich.	W	1-0
3-15-84	Indiana	Norman, Okla.	L	0-1
4-25-84	Texas-Arlington	Arlington, Texas	L	1-2
3-12-85	Arizona State	Norman, Okla.	L	1-2
3-14-85	New Mexico State	Norman, Okla.	W	5-3
4-13-85	Kansas State	Norman, Okla.	L	2-3
4-14-85	Kansas	Norman, Okla.	W	2-3
3-13-87	Northern Iowa	Norman, Okla.	W	7-1
3-2-96	South Carolina	Columbus, Ga.	L	1-2
3-3-96	Utah	Columbus, Ga.	L	2-5
2-22-97	Southern Illinois	Monroe, La.	L	0-1
3-1-97	Florida State	Columbus, Ga.	L	1-2
2-13-98	Texas State	Grand Prairie, Texas	W	3-0
2-20-98	Creighton	Norman, Okla.	W	4-3
3-13-98	Illinois State	Norman, Okla.	W	2-1
3-9-99	Oklahoma City	Norman, Okla.	L	7-8
2-24-01	Nebraska	Columbus, Ga.	W	6-5
3-10-01	Louisiana-Lafayette	Norman, Okla.	W	7-5
5-25-01	Arizona	Oklahoma City, Okla.	L	4-5
3-15-02	Rutgers	Fullerton, Calif.	W	8-3
2-20-04	Louisville	Norman, Okla.	L	1-3
3-12-04	New Mexico	Norman, Okla.	W	4-3
3-12-04	New Mexico	Norman, Okla.	W	10-5
3-20-04	Washington	Fullerton, Calif.	L	0-1
5-28-04	California	Oklahoma City, Okla.	L	1-2
3-4-05	Illinois-Chicago	Las Vegas, Nev.	W	17-10
3-5-06	LSU	Norman, Okla.	L	5-6
3-5-06	Troy	Norman, Okla.	W	2-1
5-21-06	Michigan	Ann Arbor, Mich.	L	2-5
3-18-07	DePaul	Fullerton, Calif.	W	3-2
4-18-07	Baylor	Norman, Okla.	W	3-2
3-14-08	Cal Poly	Sacramento, Calif.	W	5-4
2-18-09	Stephen F. Austin	Norman, Okla.	W	4-3
3-7-09	Tennessee	Oklahoma City, Okla.	L	5-6
4-5-09	Nebraska	Norman, Okla.	W	3-2

## NINE INNINGS

4-30-83	Oklahoma State	Norman, Okla.	L	1-2
3-8-84	N.M. Highlands	Albuquerque, N.M.	W	3-2
3-15-84	Missouri State	Norman, Okla.	W	3-2
4-25-84	Texas-Arlington	Arlington, Texas	L	0-1
3-22-85	Cal Poly-Ponoma	Fullerton, Calif.	L	0-1
4-13-85	Kansas	Norman, Okla.	L	2-3
4-20-85	Nebraska	Ames, Iowa	L	1-2
4-23-88	Missouri	Columbia, Mo.	W	1-0
4-23-88	Kansas	Columbia, Mo.	L	0-1
4-9-89	Nebraska	Norman, Okla.	L	0-1
3-11-90	Florida State	Tampa, Fla.	W	1-0
3-11-90	Michigan	Tampa, Fla.	L	0-1
4-13-96	Missouri	Columbia, Mo.	W	3-2
4-12-98	Kansas	Lawrence, Kan.	W	1-0
4-19-98	Texas A&M	Norman, Okla.	W	1-0
3-7-02	Texas A&M-CC	Norman, Okla.	W	5-4
4-17-02	Arizona	Oklahoma City, Okla.	L	0-1
2-23-03	LSU	Columbus, Ga.	L	4-7
4-11-03	Texas	Austin, Texas	L	0-1
5-2-03	Texas A&M	Oklahoma City, Okla.	W	4-0
5-24-03	Alabama	Oklahoma City, Okla.	W	6-3
4-27-05	Oklahoma State	Stillwater, Okla.	W	3-2
5-20-06	Michigan	Ann Arbor, Mich.	L	0-1

## TEN INNINGS

3-28-78	Oklahoma State	Stillwater, Okla.	W	3-1
3-21-85	Utah State	Norman, Okla.	L	1-2
4-5-95	Oklahoma State	Oklahoma City, Okla.	L	3-5
2-25-96	Louisiana-Monroe	Monroe, La.	W	3-2
4-27-96	Kansas	Lawrence, Kan.	L	0-1
4-16-98	Fresno State	Norman, Okla.	W	8-7
4-14-02	Texas	Norman, Okla.	L	1-2
4-24-02	Oklahoma State	Norman, Okla.	W	5-4
4-27-02	Baylor	Waco, Texas	W	5-1
3-29-04	Baylor	Waco, Texas	L	1-3
3-25-07	Texas	Austin, Texas	L	4-5
4-6-07	Iowa State	Norman, Okla.	W	3-2

## ELEVEN INNINGS

4-11-78	Texas Woman's	Ardmore, Okla.	L	0-1
5-5-78	Texas Woman's	Denton, Texas	L	2-3
4-27-91	Nebraska	Lincoln, Neb.	L	1-2
3-12-81	Cal State Fullerton	Fullerton, Calif.	L	0-6
3-12-87	Iowa	Norman, Okla.	W	8-7
4-7-96	Texas A&M	Norman, Okla.	W	2-1
4-14-00	Nebraska	Norman, Okla.	L	0-1
5-17-08	Arkansas	Norman, Okla.	W	6-5
5-16-09	North Dakota State	Norman, Okla.	L	0-1

## TWELVE INNINGS

2-23-96	Louisiana-Lafayette	Lafayette, La.	L	4-5
---------	---------------------	----------------	---	-----

## THIRTEEN INNINGS

4-20-79	Oklahoma State	Norman, Okla.	L	0-1
4-30-83	Nebraska	Norman, Okla.	W	2-1
5-26-01	LSU	Oklahoma City, Okla.	L	1-2
5-15-04	Missouri	Oklahoma City, Okla.	L	2-3

## FIFTEEN INNINGS

5-4-79	Stephen F. Austin	Norman, Okla.	W	4-3
--------	-------------------	---------------	---	-----

## TWENTY INNINGS

4-7-79	Texas Woman's	Springfield, Mo.	L	0-1
--------	---------------	------------------	---	-----



# ALL-TIME LETTERWINNERS

## - A -

Lindsey Abbott.....	2001-02
Stephanie Acton.....	1993-95
Christy Adair.....	1988
Lonni Alameda.....	1990-92
Stacia Aleman.....	2004-07
Tammy Allard.....	1979-81
<b>Allee Allen.....</b>	<b>2009</b>
<b>Kirsten Allen.....</b>	<b>2009</b>
Cindy Ambrose.....	1994-95
<b>Haley Anderson.....</b>	<b>2008-09</b>
Dana Askins.....	2003

## - B -

Samantha Bachman.....	2009
Shelly Baker.....	1976
Ashli Barrett.....	1998-2001
Brenda Bates.....	1977
Kim Beatty.....	1988-89
Christine Benyak.....	1996-97
Tracy Bien.....	1978
Kathy Black.....	1975-76
Shelly Bollin.....	1985-87
Stacy Braddock.....	2005
Kelli Braitsch.....	2000-03
Sherry Briggs.....	1982
Kelly Brown.....	1978-81
Cindy Brtko.....	1978-81
Elaine Burke.....	1982
Becky Burroughs.....	1993-95

## - C -

Kellie Cain.....	1983
Lisa Carey.....	1998-2001
Lisa Carpenter.....	1988-89
Cris Cerulle.....	1985-88
Kaycee Clark.....	2001-02
Stephanie Clark.....	1996-99
Sophia Contreras.....	1998
Debbie Copp (mgr.).....	1975
Lisa Corder.....	1994
Karen Spicer-Cox.....	1988-91
Belle Craig.....	1981
Tammy Crew.....	1983-85

## - D -

Andrea Davis.....	2000-01
Caryn Day.....	1987-89
Christina DeLuca.....	1994-95
Nicole Denes.....	2003-06
Laura Detweiler.....	1986
Traci Dickenson.....	2006-08
Casey Dickson.....	1994-97
Norrelle Dickson.....	2004-07
<b>Dani Dobbs.....</b>	<b>2008-09</b>
Julie Dobbs.....	1990-93
Dot Dougherty.....	1975
Jeannie Douglas.....	2006-09
Geralee Dresbach.....	1990

## - E -

Marlena Earles.....	1977
Lauren Eckermann.....	2007-08
Christina Enea.....	2002-05
Erin Evans.....	2000-03

## - F -

Lorie Fausett.....	1986-89
Alice Fernando.....	1979
<b>Amber Flores.....</b>	<b>2007-09</b>
Larissa Foley.....	2000
Cynthia Foor.....	1977
Kelly Ford.....	1990-92
Michelle Ford.....	1984-85
Wendi Ford.....	1979-82
Angela Foster.....	2002
Jamie Fox.....	2004-07
Stacey Frate.....	1991-92
Carrie Frederick.....	1994-95
Mandy Fulton.....	1998-2001

## - G -

Gwendy Galbraith.....	1983-85
Dayna Garcia.....	1992-93
Jennifer Gaylor.....	1992-93
Kelly Gieger.....	1981-84
Cindy Godowski.....	1981-83
Patti Graham.....	1981-84
Cari Graves.....	1989-92
Tresa Green.....	1996
Tracey Greene.....	1991
Casey Grimes.....	1988-89
Jennifer Grossman.....	1978-81
Leah Gulla.....	2000-03

## - H -

Christine Haag.....	1990-93
Michelle Hale.....	1988-91
Deborah Hargrave.....	1998-99
Tami Harp.....	1992-93
Peggy Heavener.....	1977-80
Janice Hines.....	1975-76
Tayl'r Hollis.....	2005
Tammy Holloway.....	1979-82
Nicki Holt.....	2003-04
Angie Holwell.....	1994-97
Alison Horne.....	2005
Megan Hube.....	2001-02
Morgan Hudsonpillar.....	2006-08
<b>Krystle Huey.....</b>	<b>2008-09</b>

## - J -

Analisa Jackson.....	1994-95
Cheryl Jacobs.....	1978-80
Jennifer Jaime.....	1996-98
Vickie James.....	1978-81
Jessica Johnson.....	2004
Lori Johnson.....	1982-83
Mindy Johnson.....	1994-97
Rachel Johnson.....	1995-98
<b>Chana'e Jones.....</b>	<b>2008-09</b>
Kendra Jones.....	1990-93

## - K -

Kami Keiter.....	2002-05
Amy Kennedy.....	1995-96
Stephanie Killian.....	1991
Terri Knapp.....	1975
Patti Krafft.....	1982-85

## - L -

Suzanne Land.....	1996
Nancy Lane.....	1979-81
Holly Lauth.....	1978-81
Jessica Legendre.....	2006-08
Jessica Leslie.....	2002-05
Kari Lewis.....	1993-95
<b>Karolyne Long.....</b>	<b>2009</b>
Savannah Long.....	2005-08
Jennifer Lopez.....	1996-97
Trish Lundeen.....	1975-76

## - M -

Janice MacKay.....	1983-84
D.J. Mathis.....	2006-09
Christina Mazurie.....	1997
Vonnie McGilbray.....	1976
Iver McDonald.....	2007-08
Cathy McLaughlin.....	1982-84
DeAnna Melson.....	1994-96
Mariee Mena.....	2003-04, 2006-07
Lucinda Miller.....	1977
Angel Monachelli.....	1983-84
Raynee Moody.....	1998
Brea Moore.....	1994-95
Penny Moorehead.....	1976
Lana Moran.....	1997-2000
Jill Most.....	1994-97
Lori Mouw.....	1990-91
Kerri Mulry.....	1986
Nicole Myers.....	1996-99

## - N -

Donna Neel.....	1976-77
Lori Nolen (mgr.).....	1988
<b>Katie Norris.....</b>	<b>2009</b>

## - O -

Sandy Ochoa.....	1987-89
Susan Ogden.....	2005-08
Katie Overton.....	2001-04

## - P -

Melyssa Panzer.....	1995-96
Emily Parr.....	1988-91
Chrissy Peck.....	1992-95
Tiffany Pelton.....	1987
Christa Pfeninger.....	1998
Teresa Pool.....	1975
Jade Prather.....	2004-07
Laura Purser.....	1995-96
Chelle Putzer.....	1990-93

## - R -

Glenda Randall.....	1976
Adrianne Ratliff.....	2001
Staci Reed.....	1982
Mickey Rich.....	1991-93
Sybil Richards.....	1983
Sherry Richardson.....	1977
Tammie Richardson.....	1985
Samantha Ricketts.....	2006-09
Christy Ring.....	1999-02
Terri Ringer.....	1981-83
Brenda Rogers.....	1996
Rae Lynn Rowton.....	1987-89

## - S -

Nancy Rozelle.....	1977
Lisa Rudloff.....	1982-85
Barbara Rutledge.....	1977-80
<b>Evan Sallis.....</b>	<b>2009</b>
Suzanne Sahmaunt.....	1976-77
Susan Sallee.....	1987-90
Diana Sanchez.....	1977
Paula Sanders.....	1975
Heather Scaglione.....	2002-05
Rita Scranton.....	1976
Blenda Selvey.....	1984-87
Cindy Servoss.....	1976-77
Dotty Shaw.....	1979-82
Jennifer Sherman.....	1992-94
Lori Shimasaki.....	2003
Jadyn Smith.....	2005-08
Amber Spaulding.....	2004-07
Tracy Spears.....	1984-87
Diane Staggs.....	1975-76
Laura Stapley.....	1992
Karen Stark.....	1977
Jill Stever.....	1986-87
Jennifer Stewart.....	1999-2002
Elizabeth Stoia.....	1985-87
Viki Streets.....	1987
Jennifer Stump.....	2000-03
Sharie Summers.....	1989-91
Shelly Suwa.....	1988-90

## - T -

Kelley Thomas.....	1978-81
Mary Thompson.....	1985-86
<b>Wendy Trott.....</b>	<b>2008-09</b>

## - V -

April Valdez.....	2003-04
<b>Lindsey Vandever.....</b>	<b>2007-09</b>
Lynette Velazquez.....	1998-99
Kristin Vesely.....	2003-06

## - W -

Michelle Wald.....	1988-91
Felicia Warren.....	1983
LaKisha Washington.....	1998-2001
Carrie Watkins.....	1983-86
Angela Wedlake.....	2001
Tiffany Weight.....	2002-03
Treva Whitaker.....	1998-99
Jaime White.....	1998-2001
Carye Whitescarver.....	1980-83
Mary Williams.....	1975, 1978
Macey Wilson.....	1999-2000

## - Y -

Kim Young.....	1996
Janet Youngker.....	1975

**Bold denotes current players**



# ALL-AMERICANS



**ASHLI BARRETT**  
2001 Second Team  
2000 At-Large First Team



**KELLI BRAITSCH**  
2001 First Team



**BECKY BURROUGHS**  
1994 Second Team



**LISA CAREY**  
2000 First Team  
2001 Second Team | 1999 Third Team



**NORRELLE DICKSON**  
2007 First Team  
2006 Second Team | 2005 Third Team



**LAUREN ECKERMANN**  
2007 Third Team



**CHRISTINA ENEA**  
2002 Third Team



**ERIN EVANS**  
2000 Third Team



**AMBER FLORES**  
2009 First Team  
2008 Second Team



**LEAH GULLA**  
2003 First Team



**KAMI KEITER**  
2003 Second Team



**SAVANNAH LONG**  
2008 Second Team



**D.J. MATHIS**  
2008 Second Team



**BREA MOORE**  
1995 Third Team



**LANA MORAN**  
1998 Third Team



**JILL MOST**  
1997 Second Team  
1996 Third Team



**SUSAN OGDEN**  
2007 Second Team



**SAMANTHA RICKETTS**  
2009 & 2007 Second Team



**JENNIFER STEWART**  
2001 At-Large Third Team  
2000 Third Team



**HEATHER SCAGLIONE**  
2005 & 2004 First Team



**LYNETTE VELAZQUEZ**  
1999 At-Large First Team



**KRISTIN VESELY**  
2006 At-Large First Team  
2005 Second Team



# ALL-REGION



**LONNI ALAMEDA**  
1992 Second Team



**ASHLI BARRETT**  
'01, '00, '98 First Team  
1999 Second Team



**SHELLY BOLLIN**  
'87 & '85 Second Team



**KELLI BRAITSCH**  
'02 & '01 First Team



**BECKY BURROUGHS**  
'94 & '93 First Team



**LISA CAREY**  
'01, '00, '99 First Team



**CHRIS DELUCA**  
1994 Second Team



**TRACI DICKENSON**  
2007 Second Team



**CASEY DICKSON**  
'97, '96, '95 Second Team



**NORRELLE DICKSON**  
'07, '06, '05, '04 First Team



**LAUREN ECKERMANN**  
2007 First Team



**CHRISTINA ENEA**  
'05 & '02 First Team  
2004 Second Team




**ERIN EVANS**  
2003 First Team  
2001 Second Team



**LORIE FAUSETT**  
1987 First Team



**AMBER FLORES**  
'09, '08, '07 First Team



**PATTI GRAHAM**  
1984 First Team



**CARI GRAVES**  
1992 First Team



**LEAH GULLA**  
2003 First Team



**ANGIE HOLWELL**  
1997 First Team



**ANALISA JACKSON**  
1994 Second Team



**RACHEL JOHNSON**  
'98 & '97 Second Team



**KAMI KEITER**  
2005 First Team  
2003 Second Team



**PATTI KRAFFT**  
1984 First Team



**JESSICA LESLIE**  
2005 Second Team



**SAVANNAH LONG**  
2008 First Team  
2006 Second Team



**D.J. MATHIS**  
'09 & '08 First Team



**ANGEL MONACHELLI**  
1984 Second Team



**BREA MOORE**  
1995 First Team



**LANA MORAN**  
'00 & '98 Second Team



**JILL MOST**  
'97 & '96 First Team



**SUSAN OGDEN**  
2007 First Team



**MELYSA PANZER**  
1996 Second Team



**LAURA PURSER**  
1995 Second Team



**SAMANTHA RICKETTS**  
'09, '07, '06 First Team  
2008 Second Team



**CHRISTY RING**  
'02 & '00 First Team



**LISA RUDLOFF**  
1984 Second Team



**HEATHER SCAGLIONE**  
'05 & '04 First Team



**JENNIFER STEWART**  
'01, '00, '99 First Team



**LINDSEY VANDEVER**  
'09 & '08 First Team



**LYNETTE VELAZQUEZ**  
1999 First Team



**KRISTIN VESELY**  
'06 & '05 First Team



**CARRIE WATKINS**  
1985 First Team  
1984 Second Team



# INDIVIDUAL HONORS

## WCWS ALL-TOURNAMENT TEAM

2000	Lisa Carey Kelli Braitsch Jennifer Stewart
2001	Christy Ring Jennifer Stewart
2003	Jennifer Stump
2004	Christina Enea

## WCWS MOST OUTSTANDING PLAYER

2000	Jennifer Stewart
------	------------------

## NFCA ALL-REGION TEAM

2000 (Region 3)	Lisa Carey Lana Moran Erin Evans Jennifer Stewart
2001 (Region 5)	Kelli Braitsch Lisa Carey Erin Evans Leah Gulla Jennifer Stewart
2002 (Region 5)	Kelli Braitsch Leah Gulla Christy Ring Heather Scaglione Jennifer Stewart
2003 (Region 5)	Kelli Braitsch Christina Enea Leah Gulla Kami Keiter
2004 (Region 1)	Kami Keiter Christine Enea Marilee Mena Heather Scaglione

## NCAA REGIONAL MOST OUTSTANDING PLAYER

2000 (Region 3)	Jennifer Stewart
2001 (Region 5)	Erin Evans
2002 (Region 5)	Jennifer Stewart
2003 (Region 5)	Leah Gulla
2004 (Region 1)	Kami Keiter

## SPEEDLINE/NFCA DIVISION I NATIONAL STAFF OF THE YEAR

2000	Patty Gasso, Melyssa Panzer, Tim Walton and Jen Jaime
------	--

## SPEEDLINE/NFCA MIDWEST REGION COACHING STAFF OF THE YEAR

1996	Patty Gasso
1999	Lori Castellano, Analisa Jackson Patty Gasso
2000	Melyssa Lombardi, Tim Walton Patty Gasso
2001	Melyssa Lombardi, Tim Walton Patty Gasso
2004	Melyssa Lombardi, Tim Walton Patty Gasso, Melyssa Lombardi, Howard Dobson

## NFCA PITCHER OF THE WEEK

1997	Jill Most
------	-----------

## NFCA PLAYER OF THE WEEK

2003	Leah Gulla (3/5)
2005	Jessica Leslie (3/15)
2007	Marilee Mena (2/27) Samantha Ricketts (3/20) Savannah Long (4/24)
2009	Amber Flores (2/10)

## USA SOFTBALL PLAYER OF THE WEEK

2007	Marilee Mena (2/27)
2009	Amber Flores (2/10)

## ACADEMIC ALL-AMERICAN OF THE YEAR

2000	Lana Moran
------	------------

## ACADEMIC ALL-AMERICAN

1987	Shelly Bollin, honorable mention
1995	Jennifer Sherman, first team
1997	Angie Holwell, third team Nicole Myers, first team
1998	Lana Moran, first team
2000	Lana Moran, first team
2007	Norrelle Dickson, second team

## NATIONAL TEAMS

1985	Athletes in Action, Shelly Bollin
------	-----------------------------------

## JUNIOR NATIONAL TEAM

2002	Kristin Vesely
------	----------------

## USA ELITE TEAM

2003	Norrelle Dickson
2004	Norrelle Dickson Kami Keiter Heather Scaglione

## COSIDA ACADEMIC ALL-DISTRICT

1995	Jennifer Sherman
1996	Angie Holwell
1997	Angie Holwell Nicole Myers
1998	Lana Moran
2000	Lana Moran
2002	Erin Evans
2003	Erin Evans
2007	Norrelle Dickson, first team Jamie Fox, first team
2008	Lauren Eckermann, first team

## ALL-BIG EIGHT

1984	Patti Krafft, first team Patti Graham, first team Carrie Watkins, second team Angel Monachelli, second team Michelle Ford, honorable mention Kelly Geiger, honorable mention Tammy Crew, honorable mention
1985	Carrie Watkins, first team Patti Krafft, first team Mary Thompson, honorable mention
1986	Shelly Bollin, first team Lorie Fausett, first team
1987	Shelly Bollin, first team Lorie Fausett, first team Tracy Spears, first team
1988	Kim Beatty, honorable mention Lorie Fausett, honorable mention Cris Cerulle, honorable mention Lisa Carpenter, honorable mention Sharie Summers, first team
1989	Cari Graves, honorable mention Emily Parr, honorable mention Kim Beatty, honorable mention Susan Sallee, honorable mention Lisa Carpenter, honorable mention



Norrelle Dickson



# INDIVIDUAL HONORS

1990	Susan Sallee, first team Emily Parr, honorable mention Sharie Summers, honorable mention Michelle Wald, honorable mention
1991	Tracy Greene, first team Lonni Alameda, honorable mention Emily Parr, honorable mention Cari Graves, honorable mention Karen Spicer-Cox, honorable mention Mickey Rich, honorable mention
1992	Cari Graves, first team Lonni Alameda, honorable mention Mickey Rich, honorable mention Chelle Putzer, honorable mention Julie Dobbs, honorable mention Kelly Ford, honorable mention Dayna Garcia, honorable mention Jennifer Sherman, honorable mention
1993	Kari Lewis, second team Stephanie Acton, honorable mention Mickey Rich, honorable mention Jennifer Gaylor, honorable mention Becky Burroughs, honorable mention Christine Haag, honorable mention Julie Dobbs, honorable mention
1994	Becky Burroughs, first team Jennifer Sherman, first team Stephanie Acton, honorable mention Chris DeLuca, honorable mention Carrie Frederick, honorable mention Cindy Ambrose, honorable mention Jill Most, honorable mention Kari Lewis, honorable mention Casey Dickson, honorable mention Analisa Jackson, honorable mention
1995	Casey Dickson, first team Brea Moore, first team Laura Purser, first team Cindy Ambrose, first team Analisa Jackson, second team Chris DeLuca, second team Carrie Frederick, second team Cindy Ambrose, honorable mention Melyssa Panzer, honorable mention Jennifer Sherman, honorable mention Mindy Johnson, honorable mention

## ALL-BIG 12

1996	Jill Most, first team Nicole Myers, first team Casey Dickson, second team Melyssa Panzer, second team Christine Benyak, honorable mention Angela Holwell, honorable mention Jennifer Jaime, honorable mention Mindy Johnson, honorable mention Laura Purser, honorable mention Brenda Rogers, honorable mention
1997	Jill Most, first team Angie Holwell, first team Casey Dickson, first team



Ashli Barrett

1998	Rachel Johnson, second team Lana Moran, second team Mindy Johnson, second team Ashli Barrett, first team Rachel Johnson, first team Lisa Carey, second team Lana Moran, second team LaKisha Washington, second team	2004	Christina Enea, first team Heather Scaglione, first team Kristin Vesely, first team Kami Keiter, second team Mariee Mena, second team Norrelle Dickson, first team
1999	Lynette Velazquez, first team Ashli Barrett, first team Lisa Carey, first team Jennifer Stewart, first team Christy Ring, first team Deborah Hargrave, second team	2005	Christina Enea, first team Kami Keiter, first team Heather Scaglione, first team Kristin Vesely, first team Norrelle Dickson, first team Kristin Vesely, first team Samantha Ricketts, first team Traci Dickenson, second team Savannah Long, second team
2000	Lana Moran, first team Lisa Carey, first team Erin Evans, first team Christy Ring, first team Jennifer Stewart, first team Ashli Barrett, first team Jennifer Stewart, first team	2006	Norrelle Dickson, first team Kristin Vesely, first team Samantha Ricketts, first team Traci Dickenson, second team Savannah Long, second team Norrelle Dickson, first team Lauren Eckermann, first team Amber Flores, first team Susan Ogden, first team Samantha Ricketts, first team Traci Dickenson, second team
2001	Erin Evans, first team Lisa Carey, first team Kelli Braitsch, first team Ashli Barrett, first team Andrea Davis, first team Christy Ring, second team Jennifer Stump, second team	2007	Jamie Fox, second team Amber Flores, first team Savannah Long, first team D.J. Mathis, first team Samantha Ricketts, first team Lindsey Vandever, first team Lauren Eckermann, second team Susan Ogden, second team Amber Flores, first team Krystle Huey, first team D.J. Mathis, first team Katie Norris, first team Samantha Ricketts, first team Haley Anderson, second team Chana'e Jones, second team Lindsey Vandever, second team
2002	Kelli Braitsch, first team Christina Enea, first team Leah Gulla, first team Christy Ring, first team Kami Keiter, second team Heather Scaglione, second team Jennifer Stewart, second team	2008	
2003	Erin Evans, first team Leah Gulla, first team Kami Keiter, first team Kristin Vesely, second team Heather Scaglione, second team	2009	



# INDIVIDUAL HONORS



Erin Evans

## BIG 12 10TH ANNIVERSARY TEAM

Ashli Barrett  
Lisa Carey  
Christina Enea  
Erin Evans  
Jennifer Stewart

## BIG 12 PLAYER OF THE YEAR

1996 Jill Most, pitcher  
1999 Lynette Velazquez, first base  
2000 Lisa Carey, first base  
2001 Kelli Braitsch, shortstop  
2007 Norrelle Dickson, infielder  
2009 Amber Flores, utility

## BIG 12 DEFENSIVE PLAYER OF THE YEAR

2004 Heather Scaglione, catcher  
2005 Heather Scaglione, catcher  
2008 Savannah Long, shortstop

## BIG 12 CO-PITCHER OF THE YEAR

2007 Lauren Eckermann

## BIG 12 NEWCOMER OF THE YEAR

2000 Andrea Davis, outfield

## BIG 12 FRESHMAN OF THE YEAR

1998 Lisa Carey, infield  
1999 Jennifer Stewart, pitcher

## BIG 12 COACH OF THE YEAR

1996 Patty Gasso  
1999 Patty Gasso  
2000 Patty Gasso  
2009 Patty Gasso

## BIG EIGHT PLAYER OF THE WEEK

1984 Patti Graham  
1985 Mary Thompson  
1986 Kerri Mulry (twice)  
1987 Viki Streets  
1989 Susan Sallee  
1992 Christine Haag  
Cari Graves  
Brea Moore

## BIG 12 PLAYER OF THE WEEK

March 17, 1996 Casey Dickson  
March 10, 1997 Rachel Johnson  
Feb. 16, 1998 Rachel Johnson  
Feb. 23, 1998 Lynette Velazquez  
Feb. 16, 1999 Lynette Velazquez  
April 13, 1999 Lynette Velazquez  
May 5, 1999 Lynette Velazquez  
Feb. 22, 2000 Mandy Fulton  
Feb. 29, 2000 Ashli Barrett  
April 11, 2000 Erin Evans  
May 2, 2000 Lisa Carey  
Feb. 13, 2001 Kelli Braitsch  
March 5, 2001 Ashli Barrett  
March 27, 2001 Ashli Barrett  
April 24, 2001 Lisa Carey  
April 9, 2002 Erin Evans  
April 16, 2002 Heather Scaglione  
April 30, 2002 Christina Enea  
March 5, 2003 Leah Gulla  
April 1, 2003 Leah Gulla  
Feb. 10, 2004 Heather Scaglione  
March 2, 2004 Heather Scaglione  
March 16, 2004 Norrelle Dickson  
April 6, 2004 Heather Scaglione  
April 27, 2004 Heather Scaglione  
May 4, 2004 Heather Scaglione  
March 8, 2005 Kristin Vesely  
March 15, 2005 Jessica Leslie

March 29, 2005  
April 5, 2005  
April 19, 2005  
Feb. 22, 2006  
March 14, 2006  
May 8, 2006  
Feb. 27, 2007  
March 20, 2007  
March 27, 2007  
April 10, 2007  
April 24, 2007  
Feb. 12, 2008  
April 8, 2008  
Feb. 10, 2009  
March 23, 2009  
April 21, 2009  
April 28, 2009

Kristin Vesely  
Jessica Leslie  
Heather Scaglione  
Kristin Vesely  
Amber Spaulding  
Norrelle Dickson  
Marilee Mena  
Samantha Ricketts  
Norrelle Dickson  
Norrelle Dickson  
Savannah Long  
Amber Flores  
Amber Flores  
Amber Flores  
Amber Flores  
Amber Flores  
Amber Flores  
Krystle Huey

## BIG 12 PITCHER OF THE WEEK

March 12, 1996 Jill Most  
March 26, 1996 Jill Most  
April 1, 1996 Jill Most  
April 22, 1996 Jill Most  
March 10, 1997 Jill Most  
March 24, 1997 Jill Most  
April 7, 1998 Jennifer Jaime  
April 14, 1998 Lana Moran  
April 21, 1998 Lana Moran  
April 13, 1999 Jennifer Stewart  
Feb. 15, 2000 Jennifer Stewart  
April 4, 2000 Jennifer Stewart  
April 17, 2001 Jennifer Stewart  
Feb. 12, 2002 Jennifer Stewart  
April 23, 2002 Kami Keiter  
March 19, 2003 Kami Keiter  
March 2, 2004 Nicole Denes  
March 1, 2005 Kami Keiter  
March 6, 2007 Lauren Eckermann  
March 20, 2007 Lauren Eckermann  
April 10, 2007 Lauren Eckermann  
Feb. 12, 2008 D.J. Mathis  
Feb. 26, 2008 D.J. Mathis  
April 29, 2008 Lauren Eckermann  
April 28, 2009 D.J. Mathis

## ALL-BIG EIGHT TOURNAMENT

1978 Kelly Brown  
Kelley Thomas  
Cheryl Jacobs  
Holly Lauth  
1979 Tammy Allard  
Barb Rutledge  
Barb Rutledge  
1980 Tammy Holloway  
Patti Graham  
Cindy Godowski  
1983 Patti Graham  
Cindy Godowski  
Lisa Rudloff  
1984 Patti Graham  
Lisa Rudloff



# INDIVIDUAL HONORS

1985	Carrie Watkins
1986	Lorie Fausett
1987	Jill Stever
1990	Emily Parr
	Cari Graves
1991	Stacey Frate
	Michelle Hale
1992	Mickey Rich

## ALL-BIG 12 TOURNAMENT TEAM

1996	Jill Most
	Casey Dickson
	Angie Holwell
	Nicole Myers
	Melyssa Panzer
1997	Mindy Johnson
1998	Lisa Carey
	Deborah Hargrave
1999	Ashli Barrett
2000	Lana Moran
	Lisa Carey
	Mandy Fulton
	Andrea Davis
2001	Ashli Barrett
	Lisa Carey
	Jennifer Stewart
	Jennifer Stump
2002	Kelli Braitsch
	Kami Keiter
2003	Kelli Braitsch
	Kami Keiter
	Kristin Vesely
2004	Jamie Fox
	Kami Keiter
2005	Kami Keiter
	Heather Scaglione
2006	D.J. Mathis
	Samantha Ricketts
	Amber Spaulding
	Kristin Vesely
2007	Norrelle Dickson
	Lauren Eckermann
	Savannah Long
	Lindsey Vandever
2008	Samantha Ricketts
2009	Amber Flores
	Karolyne Long
	D.J. Mathis

## BIG 12 TOURNAMENT MOP

1996	Jill Most
2001	Lisa Carey
2007	Lauren Eckermann

## ACADEMIC ALL-BIG EIGHT

1984	Carrie Watkins, first team
1985	Carrie Watkins, first team
1986	Shelly Bollin, first team
1987	Shelly Bollin, first team

1989	Emily Parr, first team
	Karen Spicer, first team
	Cari Graves, honorable mention
1990	Cari Graves, first team
	Karen Spicer-Cox, honorable mention
1991	Emily Parr, first team
	Karen Spicer-Cox, honorable mention
	Michelle Wald, honorable mention
1992	Kelly Ford, first team
	Stacey Frate, first team
	Cari Graves, first team
	Kendra Jones, honorable mention
	Mickey Rich, honorable mention
1993	Chelle Putzer, first team
	Jennifer Sherman, honorable mention
	Mickey Rich, honorable mention
	Kendra Jones, honorable mention
1994	Analisa Jackson, first team
	Jennifer Sherman, first team
	Chris DeLuca, first team
	Cindy Ambrose, honorable mention
	Angie Holwell, honorable mention
	DeAnna Melson, honorable mention
	Stephanie Acton, honorable mention
1995	Analisa Jackson, first team
	Chris DeLuca, first team
	Cindy Ambrose, first team
	Jennifer Sherman, first team
	Laura Purser, honorable mention
	Mindy Johnson, honorable mention
	Angela Holwell, honorable mention
	Amy Kennedy, honorable mention

## ACADEMIC ALL-BIG 12

1996	Angela Holwell, first team
	Amy Kennedy, honorable mention
	Nicole Myers, honorable mention
1997	Angie Holwell, first team
	Lana Moran, first team
	Mindy Johnson, honorable mention
	Rachel Johnson, honorable mention
	Jill Most, honorable mention
	Nicole Myers, honorable mention
	Brenda Rogers, honorable mention
1998	Ashli Barrett, first team
	Lisa Carey, first team
	Mandy Fulton, first team
	Lana Moran, first team
	Jaime White, first team
	Nicole Myers, honorable mention
1999	Lana Moran, first team
	Deborah Hargrave, honorable mention
	Nicole Myers, honorable mention
	Christy Ring, honorable mention
	Jennifer Stewart, honorable mention
	Jaime White, honorable mention
2000	Lana Moran, first team
	Macey Wilson, first team
	Erin Evans, first team
	Lisa Carey, second team
	Jaime White, second team

2001	Erin Evans, first team
	Jaime White, first team
	Lisa Carey, second team
2002	Lindsey Abbott, first team
	Kaycee Clark, first team
	Erin Evans, first team
	Katie Overton, first team
	Kelli Braitsch, second team
2003	Kelli Braitsch, first team
	Erin Evans, first team
	Tiffany Weight, second team
2004	Katie Overton, first team
	Nicole Denes, second team
2005	Stacia Aleman, first team
	Nicole Denes, first team
	Norrelle Dickson, first team
	Jamie Fox, first team
	Kami Keiter, first team
	Jade Prather, first team
	Christina Enea, second team
2006	Stacia Aleman, first team
	Nicole Denes, first team
	Jamie Fox, first team
	Norrelle Dickson, second team
	Jade Prather, second team
	Stacia Aleman, first team
2007	Norrelle Dickson, first team
	Jamie Fox, first team
	Savannah Long, second team
2008	Lauren Eckermann, first team
	Savannah Long, first team
	Samantha Ricketts, first team
	D. J. Mathis, second team
2009	Dani Dobbs, first team
	Jeannie Douglas, first team
	Samantha Ricketts, first team
	Wendy Trott, first team
	Lindsey Vandever, first team



# COACHING HISTORY

Year	Head Coach	Overall Record	Pct.	Conference Record	Pct.	Postseason Tournament
1975	Amy Dahl	14-6	.700	--	--	AIAW College World Series
1976	Amy Dahl	4-10	.286	--	--	
1977	Marita Hynes	12-18	.400	--	--	Big Eight (sixth); OIAIW (third)
1978	Marita Hynes	24-15	.615	--	--	Big 8 (second); OIAIW (first); SWIAIW (fifth)
1979 (S)	Marita Hynes	37-14	.725	--	--	Big 8 (fifth); OIAIW (first); SWIAIW (third)
1979 (F)	Marita Hynes	13-10	.565	--	--	
1980 (S)	Marita Hynes	39-18	.684	--	--	Big 8 (fifth); SWIAIW (third); AIACWS
1980 (F)	Marita Hynes	9-12	.429	--	--	
1981 (S)	Marita Hynes	38-27	.585	--	--	Big 8 (sixth); SWIAIW; AIACWS (ninth)
1981 (F)	Marita Hynes	13-12	.520	--	--	
1982	Marita Hynes	25-29	.463	--	--	Big 8 (third); SWIAIW (third); AIACWS (seventh)
1983	Marita Hynes	28-18	.609	--	--	Big 8 (third)
1984	Marita Hynes	23-14	.622	--	--	Big 8 (fourth)
1985	Michelle Thomas	24-18	.571	--	--	Big 8 (fifth)
1986	Michelle Thomas	26-17	.605	--	--	Big 8 (fifth)
1987	Michelle Thomas	29-21	.580	--	--	Big 8 (third); NWIT participant
1988	Michelle Thomas	18-26	.409	--	--	Big 8 (sixth)
1989	Michelle Thomas	16-40	.286	--	--	Big 8 (sixth)
1990	Michelle Thomas	16-30	.348	--	--	Big 8 (third)
1991	Michelle Thomas	36-23	.610	--	--	Big 8 (sixth)
1992	Michelle Thomas	39-28	.582	--	--	Big 8 (sixth)
1993	Michelle Thomas-Grost	21-29	.420	--	--	Big 8 (sixth)
1994	Jim Beitia	58-15	.795	--	--	NCAA Regional Final
1995	Patty Gasso	43-23	.652	--	--	NCAA Regional Final
1996	Patty Gasso	50-21	.704	17-5	.773	Big 12 (first); NCAA Regional Final
1997	Patty Gasso	55-19	.743	14-4	.778	Big 12 (third); NCAA Regional (third)
1998	Patty Gasso	49-15	.766	12-5	.706	Big 12 (second); NCAA Regional Final
1999	Patty Gasso	40-16	.714	11-3	.786	Big 12 (quarterfinals); NCAA Regional Final
2000	Patty Gasso	66-8	.892	17-1	.945	Big 12 (semis); NCAA Regional Champions WCWS National Champions
2001	Patty Gasso	50-9	.848	14-2	.875	Big 12 (first); NCAA Regional Champions; WCWS
2002	Patty Gasso	49-16	.753	14-2	.875	Big 12 (second); NCAA Regional Champions; WCWS
2003	Patty Gasso	47-14	.770	12-6	.666	Big 12 (fourth); NCAA Regional Champions; WCWS
2004	Patty Gasso	45-22-1	.662	11-7	.611	Big 12 (semis); NCAA Regional Champions; WCWS
2005	Patty Gasso	50-17	.746	12-6	.666	Big 12 (semis); NCAA Regional 14 Champions NCAA Super Regional
2006	Patty Gasso	40-21-1	.653	8-10	.444	Big 12 (second); NCAA Regional Final
2007	Patty Gasso	55-8	.873	14-4	.778	Big 12 Tournament Champions NCAA Regional Champions NCAA Super Regional
2008	Patty Gasso	47-14	.770	16-2	.889	NCAA Regional Champions, NCAA Super Regional
2009	Patty Gasso	41-16	.719	14-4	.778	NCAA Regional
<b>TOTALS</b>	<b>35 years</b>	<b>1,289-689-2</b>	<b>.650</b>	<b>186-61</b>	<b>.759</b>	<b>16 NCAA Tournament Appearances 1 National Championship</b>



**AMY DAHL**  
1975-1976  
18-16 (.529)



**MARITA HYNES**  
1977-1984  
261-187 (.583)



**MICHELLE THOMAS-GROST**  
1985-1993  
225-232 (.492)



**JIM BEITIA**  
1994  
58-15 (.795)



**PATTY GASSO**  
1995-present  
727-239-2 (.751)





**BUILT ON**  
*being the best*

**RECORDS**



# OKLAHOMA IN THE POLLS

Oklahoma is one of only two programs to be ranked every week of the National Fastpitch Coaches' Association Coaches' poll. The Sooners entered the rankings at No. 16 in the first poll on January 24, 1995. They have not dropped out since - 210 straight weeks. The Sooners have earned their first top ranking after winning the National Championship in 2000. Oklahoma's average finish is 10.6. Likewise, the Sooners have been ranked every week of the USA Softball poll, dating back to the 2003 season. Oklahoma formally recognizes the NFCA poll as its poll of choice.

## OKLAHOMA YEAR-BY-YEAR IN THE NFCA POLL

Week	1	2	3	4	5	6	7	8	9	10	11	12	13	14	15	16
1995	16	12	9	6	6	6	4	4	3	3	4	3	3	3	11	-
1996	9	10	14	12	12	13	11	10	11	10	-	-	-	-	-	-
1997	10	17	15	13	14	7	7	7	7	8	7	9	10	-	-	-
1998	16	6	6	6	6	5	4	5	5	5	6	7	11	-	-	-
1999	11	5	5	5	9	8	11	8	9	9	9	9	23	-	-	-
2000	8	7	6	5	6	7	7	6	6	6	5	3	3	1	-	-
2001	2	3	5	5	5	6	6	7	7	6	7	6	5	5	-	-
2002	7	4	7	9	6	9	9	9	9	11	12	12	13	8	-	-
2003	8	9	6	6	4	4	4	4	6	5	5	5	-	-	-	-
2004	4	4	5	5	6	7	9	13	17	17	21	20	21	21	6	-
2005	4	14	13	11	9	8	7	8	6	5	5	10	11	10	13	-
2006	12	10	10	10	13	14	15	17	21	21	22	23	21	21	18	-
2007	16	12	9	6	6	6	4	4	3	3	4	3	3	3	11	-
2008	5	9	8	10	11	11	13	12	11	7	8	8	7	7	7	10
2009	10	7	8	7	6	9	11	8	12	13	15	13	13	10	10	16

## OKLAHOMA YEAR-BY-YEAR IN THE USA SOFTBALL POLL

Week	1	2	3	4	5	6	7	8	9	10	11	12	13	14	15	16	17
2003	11	6	6	4	4	3	4	5	5	4	4	6	-	-	-	-	-
2004	4	4	4	5	6	7	9	11	14	17	18	20	19	20	20	20	6
2005	4	12	13	14	12	12	11	9	9	7	6	6	9	10	10	11	12
2006	10	10	10	14	15	17	18	21	19	21	23	22	20	18	17	-	-
2007	16	14	10	7	5	6	3	3	2	2	4	3	3	2	1	9	-
2008	5	9	6	9	9	8	11	13	12	9	11	9	7	7	8	10	-
2009	6	3	4	5	5	8	10	6	10	11	16	14	9	17	-	-	-

## RECORD AGAINST RANKED OPPONENTS (BY TEAM)

Alabama .....	1-4	Nevada.....	1-0
Arizona.....	6-20	Northwestern.....	2-2
Arizona State.....	6-0	Notre Dame.....	1-0
Baylor.....	11-4	Oklahoma State .....	14-6
California.....	3-3	Oregon .....	3-0
Cal State Fullerton.....	2-2	Oregon State .....	6-1
Cal State Northridge.....	0-1	South Carolina.....	1-2
DePaul.....	1-3	South Florida .....	1-0
Florida.....	1-0	Southern Mississippi .....	2-3
Florida Atlantic.....	0-2	Stanford .....	1-2
Florida State.....	2-3	Tennessee .....	0-2
Fresno State .....	7-7	Texas.....	7-16
Georgia .....	1-0	Texas A&M .....	23-6
Houston .....	1-0	Texas Tech .....	2-0
Illinois-Chicago .....	0-1	UCLA .....	2-3
Iowa.....	0-2	Washington.....	6-6
Kansas.....	4-1	<b>Total .....</b>	<b>152-137 (.526)</b>
Long Beach State .....	2-0	<b>Non-Conference.....</b>	<b>74-88 (.457)</b>
Louisiana-Lafayette .....	5-6	<b>Current Big 12 Teams .....</b>	<b>78-49 (.614)</b>
Louisville.....	1-0		
LSU.....	3-6		
Massachusetts.....	2-2		
Michigan.....	3-5		
Minnesota.....	1-0		
Missouri .....	8-3		
Nebraska.....	7-16		

## RECORD AGAINST THE TOP 25

#1.....	2-8
#2.....	4-11
#3.....	5-9
#4.....	0-4
#5.....	8-7
#6.....	1-2
#7.....	6-8
#8.....	6-8
#9.....	6-8
#10.....	9-5
#11.....	5-8
#12.....	7-1
#13.....	3-5
#14.....	15-8
#15.....	5-5
#16.....	8-2
#17.....	5-4
#18.....	4-6
#19.....	7-5
#20.....	9-4
#21.....	4-4
#22.....	8-1
#23.....	7-2
#24.....	5-1
#25.....	5-3
<b>Total .....</b>	<b>152-137 (.526)</b>





# AGAINST RANKED OPPONENTS

## SPRING 1995 (5-10)

2/21	#3 Texas A&M	Grand Prairie, Texas	W	2-0
2/24	#4 Arizona	College Station, Texas	L	1-12
	#14 Louisiana-Lafayette	College Station, Texas	L	1-2
2/25	#3 Texas A&M	College Station, Texas	W	5-1
	#4 Arizona	College Station, Texas	L	2-8
2/26	#14 Louisiana-Lafayette	College Station, Texas	L	1-9
3/3	#15 Washington	San Diego, Calif.	L	2-3
3/4	#11 Oregon State	Las Cruces, N.M.	W	9-1
	#8 Northwestern	Las Cruces, N.M.	W	1-0
3/10	#2 Arizona	Tucson, Ariz.	L	0-7
	#2 Arizona	Tucson, Ariz.	L	5-13
3/11	#2 Arizona	Tucson, Ariz.	L	1-19
3/12	#2 Arizona	Tucson, Ariz.	L	3-11
3/25	#7 Northwestern	Sacramento, Calif.	L	4-5
3/26	#14 Oregon	Sacramento, Calif.	W	6-2

## SPRING 1996 (13-11)

3/2	#14 South Carolina	Columbus, Ga.	L	1-2 (8)
	#8 Cal State Northridge	Columbus, Ga.	L	1-8
3/7	#14 Michigan	Tucson, Ariz.	W	5-0
3/8	#10 Arizona	Tucson, Ariz.	L	0-10
	#14 Michigan	Tucson, Ariz.	L	0-6
3/10	#3 Arizona	Tucson, Ariz.	L	0-10
3/21	#8 South Carolina	Fullerton, Calif.	W	2-0
	#1 Arizona	Fullerton, Calif.	L	1-2
3/23	#9 Louisiana-Lafayette	Fullerton, Calif.	L	0-4
4/3	#25 Oklahoma State*	Stillwater, Okla.	W	4-0
	#25 Oklahoma State*	Stillwater, Okla.	L	1-5
4/6	#12 Texas A&M*	Norman, Okla.	W	6-2
	#12 Texas A&M *	Norman, Okla.	W	4-2
4/7	#12 Texas A&M *	Norman, Okla.	W	2-1 (11)
4/17	#23 Oklahoma State*	Oklahoma City, Okla.	L	0-1
	#23 Oklahoma State *	Oklahoma City, Okla.	W	8-0
4/20	#14 Nebraska*	Norman, Okla.	W	8-2
	#14 Nebraska *	Norman, Okla.	W	4-2
4/21	#14 Nebraska*	Norman, Okla.	W	4-1
5/10	#18 Nebraska	Oklahoma City, Okla.	W	5-4
	#16 Oklahoma State	Oklahoma City, Okla.	W	5-0
5/11	#18 Nebraska	Oklahoma City, Okla.	W	1-0
5/18	#13 Iowa	Iowa City, Iowa	L	0-1
5/19	#13 Iowa	Iowa City, Iowa	L	2-7

## SPRING 1997 (13-9)

2/20	#7 Louisiana-Lafayette	Lafayette, La.	L	1-2
	#7 Louisiana-Lafayette	Lafayette, La.	L	2-3
3/1	#16 Florida State	Columbus, Ga.	L	1-2 (8)
3/2	#17 Washington	Columbus, Ga.	W	1-0
3/9	#24 Baylor	Oklahoma City, Okla.	W	3-0
3/15	#22 Baylor	Houston, Texas	W	3-0
	#22 Baylor	Houston, Texas	W	3-1
3/19	#2 Fresno State	Fresno, Calif.	W	6-2
	#2 Fresno State	Fresno, Calif.	L	2-6
3/22	#5 Washington	Fullerton, Calif.	W	11-2
3/23	#2 Fresno State	Fullerton, Calif.	W	2-0
4/2	#17 Oklahoma State*	Norman, Okla.	W	1-0
4/12	#11 Missouri*	Norman, Okla.	W	2-1
	#11 Missouri*	Norman, Okla.	L	2-3
4/13	#23 Kansas*	Norman, Okla.	W	2-0
	#23 Kansas*	Norman, Okla.	W	2-0
4/16	#17 Oklahoma State*	Stillwater, Okla.	W	4-0

5/3	#25 Kansas	Oklahoma City, Okla.	L	1-4
	#9 Missouri	Oklahoma City, Okla.	W	2-0
5/4	#9 Missouri	Oklahoma City, Okla.	L	4-6
5/16	#17 Oklahoma State	Norman, Okla.	L	0-2
5/17	#17 Oklahoma State	Norman, Okla.	L	3-5

## SPRING 1998 (16-12)

2/15	#11 Oklahoma State	Grand Prairie, Texas	W	4-3
2/27	#18 Minnesota	Columbus, Ga.	W	5-2
	#8 California	Columbus, Ga.	W	1-0
3/1	#3 Michigan	Columbus, Ga.	L	3-7
	#2 Washington	Columbus, Ga.	L	0-3
3/6	#1 Arizona	Tucson, Ariz.	L	4-6
	#1 Arizona	Tucson, Ariz.	W	4-3
3/19	#18 Oregon State	Fullerton, Calif.	L	1-3
	#5 Fresno State	Fullerton, Calif.	W	2-0
3/20	#25 Florida	Fullerton, Calif.	W	8-0
3/22	#11 Texas	Fullerton, Calif.	L	0-2
4/1	#10 Oklahoma State*	Stillwater, Okla.	L	1-2
4/5	#9 Texas Tech*	Lubbock, Texas	W	6-1
	#9 Texas Tech*	Lubbock, Texas	W	8-0
4/11	#14 Missouri*	Columbia, Mo.	W	2-1
	#14 Missouri*	Columbia, Mo.	W	4-1
4/16	#3 Fresno State	Norman, Okla.	W	4-2
	#3 Fresno State	Norman, Okla.	W	8-7 (10)
4/18	#8 Texas*	Norman, Okla.	L	0-1
	#8 Texas *	Norman, Okla.	W	5-4
4/22	#12 Oklahoma State*	Norman, Okla.	W	2-1
4/25	#7 Nebraska*	Norman, Okla.	L	3-5
	#7 Nebraska*	Norman, Okla.	L	3-6
5/1	#8 Texas	Oklahoma City, Okla.	W	1-0
5/2	#11 Oklahoma State	Oklahoma City, Okla.	W	3-2
5/3	#6 Nebraska	Oklahoma City, Okla.	L	0-3
5/16	#21 Massachusetts	Amherst, Mass.	L	0-1
5/17	#21 Massachusetts	Amherst, Mass.	L	1-3

## SPRING 1999 (7-8)

2/13	#15 Oklahoma State	Arlington, Texas	W	3-2
2/14	#25 Oregon	Arlington, Texas	W	3-2
	#24 Illinois-Chicago	Arlington, Texas	L	3-7
2/27	#10 Massachusetts	Columbus, Ga.	W	2-0
	#9 LSU	Columbus, Ga.	W	5-2
3/16	#3 Fresno State	Fresno, Calif.	L	0-1
	#3 Fresno State	Fresno, Calif.	L	0-4
3/18	#4 Washington	Fullerton, Calif.	L	0-4
3/20	#11 Texas	Fullerton, Calif.	L	1-5
4/17	#19 Texas A&M*	College Station, Texas	W	3-0
	#19 Texas A&M*	College Station, Texas	W	6-4
4/18	#15 Texas*	Austin, Texas	W	2-1
	#15 Texas*	Austin, Texas	L	0-1
5/21	#8 Southern Miss	Baton Rouge, La.	L	0-5
5/22	#7 LSU	Baton Rouge, La.	L	3-7

## SPRING 2000 (17-5)

2/13	#5 Southern Miss	Arlington, Texas	W	10-1
2/20	#4 Arizona	Tucson, Ariz.	L	0-6
2/25	#16 Cal State Fullerton	Norman, Okla.	W	8-0 (5)
3/4	#9 Stanford	Columbus, Ga.	W	8-0
3/5	#8 Fresno State	Columbus, Ga.	L	0-1
3/10	#8 LSU	Norman, Okla.	L	0-3
3/12	#12 Southern Miss	Norman, Okla.	L	4-5



# AGAINST RANKED OPPONENTS

3/14	#20 Long Beach State	Long Beach, Calif.	W	3-1
	#20 Long Beach State	Long Beach, Calif.	W	5-2
3/16	#12 Oregon State	Fullerton, Calif.	W	9-0
3/25	#25 Texas A&M*	College Station, Texas	W	4-2
3/26	#25 Texas A&M*	College Station, Texas	W	4-1
4/5	#20 Oklahoma State*	Stillwater, Okla.	W	4-2
4/19	#22 Oklahoma State*	Norman, Okla.	W	10-5
5/12	#18 Nebraska	Oklahoma City, Okla.	W	4-3
5/13	#18 Nebraska	Oklahoma City, Okla.	L	1-3
5/20	#13 Oregon State	Norman, Okla.	W	5-3
5/21	#13 Oregon State	Norman, Okla.	W	3-2
5/25	#10 California	Oklahoma City, Okla.	W	2-1
5/27	#8 Southern Miss	Oklahoma City, Okla.	W	3-1
5/28	#2 Arizona	Oklahoma City, Okla.	W	1-0
5/29	#3 UCLA	Oklahoma City, Okla.	W	3-1

## SPRING 2001 (10-8)

2/23	#16 Oregon State	Columbus, Ga.	W	1-0
2/24	#19 South Carolina	Columbus, Ga.	L	0-4
	#15 Nebraska	Columbus, Ga.	W	6-5 (8)
2/25	#23 Southern Miss	Columbus, Ga.	L	1-2
3/2	#23 Baylor	Tucson, Ariz.	W	2-1
3/4	#2 Arizona	Tucson, Ariz.	L	2-6
3/15	#7 Fresno State	Fullerton, Calif.	W	8-6
3/16	#14 Notre Dame	Fullerton, Calif.	W	4-2
3/17	#11 DePaul	Fullerton, Calif.	L	2-3
3/23	#20 Texas A&M*	Norman, Okla.	W	5-1
3/24	#20 Texas A&M*	Norman, Okla.	W	8-0
3/30	#17 Nebraska*	Lincoln, Neb.	L	5-6
	#17 Nebraska*	Lincoln, Neb.	L	1-3
5/19	#12 Washington	Norman, Okla.	W	3-2
5/20	#12 Washington	Norman, Okla.	W	10-2
5/24	#21 Michigan	Oklahoma City, Okla.	W	2-0
5/25	#1 Arizona	Oklahoma City, Okla.	L	4-5 (8)
5/26	#3 LSU	Oklahoma City, Okla.	L	1-2 (13)

## SPRING 2002 (9-13)

2/16	#21 Louisiana-Lafayette	Norman, Okla.	W	5-3
2/22	#18 Alabama	Columbus, Ga.	L	1-6
2/23	#10 Michigan	Columbus, Ga.	L	0-1
3/2	#20 Florida Atlantic	Miami, Fla.	L	5-6
	#20 Florida Atlantic	Miami, Fla.	L	3-5
3/14	#22 Florida State	Fullerton, Calif.	L	0-1
	#9 Cal State Fullerton	Fullerton, Calif.	L	0-6
3/23	#22 Texas A&M*	College Station, Texas	W	6-1
3/24	#22 Texas A&M*	College Station, Texas	W	2-1
4/14	#18 Texas*	Norman, Okla.	L	1-2 (10)
	#18 Texas*	Norman, Okla.	L	2-3
4/16	#12 Fresno State	Oklahoma City, Okla.	L	0-4
4/17	#1 Arizona	Oklahoma City, Okla.	L	0-1 (9)
4/27	#22 Baylor*	Waco, Texas	W	5-1 (10)
4/28	#22 Baylor*	Waco, Texas	W	2-0
	#13 Texas	Oklahoma City, Okla.	W	4-0
5/5	#13 Texas	Oklahoma City, Okla.	L	0-2
5/17	#23 Texas A&M	Norman, Okla.	W	7-0
5/18	#10 Texas	Norman, Okla.	W	4-1
5/19	#23 Texas A&M	Norman, Okla.	W	8-1
5/23	#5 California	Oklahoma City, Okla.	L	2-4
5/25	#1 UCLA	Oklahoma City, Okla.	L	0-2

## SPRING 2003 (16-9)

2/23	#7 Cal State Fullerton	Columbus, Ga.	W	3-0
	#9 LSU	Columbus, Ga.	L	4-7 (9)
2/28	#10 Arizona State	Tempe, Ariz.	W	7-2
3/1	#10 Arizona State	Tempe, Ariz.	W	6-0
3/3	#10 Arizona State	Tempe, Ariz.	W	8-5
3/13	#12 Arizona State	Fullerton, Calif.	W	5-3
3/20	#5 Nebraska*	Lincoln, Neb.	W	1-0
	#5 Nebraska*	Lincoln, Neb.	L	0-8 (6)
3/22	#24 Kansas*	Lawrence, Kan.	W	3-1
3/23	#24 Kansas*	Lawrence, Kan.	W	10-0 (5)
4/2	#17 Oklahoma State*	Norman, Okla.	W	2-1
4/11	#5 Texas*	Austin, Texas	L	0-1 (9)
4/12	#5 Texas*	Austin, Texas	L	1-2
4/24	#15 Oklahoma State*	Stillwater, Okla.	L	0-4
4/26	#19 Texas A&M*	Norman, Okla.	W	4-2
4/27	#19 Texas A&M*	Norman, Okla.	W	12-5
5/2	#3 Texas	Oklahoma City, Okla.	L	0-1
	#20 Texas A&M	Oklahoma City, Okla.	W	4-0 (9)
5/3	#14 Oklahoma State	Oklahoma City, Okla.	W	3-2
5/4	#14 Oklahoma State	Oklahoma City, Okla.	W	11-2 (5)
	#3 Texas	Oklahoma City, Okla.	L	0-1
5/16	#19 South Florida	Gainesville, Fla.	W	8-0 (6)
5/22	#8 Washington	Oklahoma City, Okla.	L	1-3
5/24	#16 Alabama	Oklahoma City, Okla.	W	6-3 (9)
	#9 California	Oklahoma City, Okla.	L	2-5

## SPRING 2004 (7-12)

2/7	#14 LSU	Baton Rouge, La.	W	6-4
2/28	#11 Florida State	Columbus, Ga.	L	2-3
2/29	#7 Michigan	Columbus, Ga.	W	4-0
3/18	#15 Fresno State	Fullerton, Calif.	L	1-2
3/19	#1 Arizona	Fullerton, Calif.	L	1-9
3/20	#20 Nebraska	Fullerton, Calif.	W	1-0
	#9 Washington	Fullerton, Calif.	L	0-1 (8)
3/29	#21 Baylor*	Waco, Texas	L	1-3 (10)
	#21 Baylor*	Waco, Texas	L	1-4
4/17	#18 Nebraska*	Lincoln, Neb.	L	1-2
4/18	#18 Nebraska*	Lincoln, Neb.	L	1-3
5/13	#19 Baylor	Oklahoma City, Okla.	W	5-2
5/14	#14 Nebraska	Oklahoma City, Okla.	L	0-7
5/22	#1 Arizona	Tucson, Ariz.	W	3-2
5/23	#9 Louisiana-Lafayette	Tucson, Ariz.	L	4-12
	#9 Louisiana-Lafayette	Tucson, Ariz.	W	15-0
5/27	#7 Washington	Oklahoma City, Okla.	W	6-2
5/28	#2 California	Oklahoma City, Okla.	L	1-2 (8)
5/29	#8 Stanford	Oklahoma City, Okla.	L	2-3

## SPRING 2005 (11-9)

2/11	#12 Alabama	Houston, Texas	L	0-2
2/26	#21 Florida State	Columbus, Ga.	W	3-0
3/5	#14 Washington	Las Vegas, Nev.	W	8-1
3/17	#7 Louisiana-Lafayette	Fullerton, Calif.	W	7-3
	#21 Arizona State	Fullerton, Calif.	W	6-1
3/19	#1 Arizona	Fullerton, Calif.	L	0-4
4/2	#15 Missouri*	Columbia, Mo.	W	8-3
4/3	#15 Missouri*	Columbia, Mo.	W	6-4
4/9	#5 Texas*	Norman, Okla.	L	2-4
4/10	#5 Texas*	Norman, Okla.	W	4-0
4/16	#7 Texas A&M*	Norman, Okla.	W	15-7 (6)
4/17	#7 Texas A&M*	Norman, Okla.	L	1-4





# AGAINST RANKED OPPONENTS

4/18	#11 Baylor*	Norman, Okla.	W	2-0
	#11 Baylor*	Norman, Okla.	L	5-6
5/11	#25 Nebraska	Oklahoma City, Okla.	L	0-1
5/13	#7 Texas	Oklahoma City, Okla.	L	1-3
	#5 Texas A&M	Oklahoma City, Okla.	W	6-2
5/21	#14 Louisiana-Lafayette	Norman, Okla.	W	6-3
5/27	#3 Arizona	Tucson, Ariz.	L	0-6
5/28	#3 Arizona	Tucson, Ariz.	L	6-7

## SPRING 2006 (5-14)

2/10	#13 Washington	Las Vegas, Nev.	L	4-12 (5)
2/23	#22 Oregon	Palm Springs, Calif.	W	1-0
2/26	#3 UCLA	Palm Springs, Calif.	L	0-2
3/4	#19 LSU	Norman, Okla.	L	5-6
3/5	#19 LSU	Norman, Okla.	L	5-6 (8)
3/16	#6 Alabama	Fullerton, Calif.	L	0-5
3/17	#24 Fresno State	Fullerton, Calif.	W	4-3
3/18	#20 Texas A&M	Fullerton, Calif.	L	6-7
4/1	#19 Nebraska*	Lincoln, Neb.	L	1-9 (6)
	#19 Nebraska*	Lincoln, Neb.	L	0-3
4/8	#16 Texas A&M*	College Station, Texas	W	4-0
4/9	#16 Texas A&M*	College Station, Texas	L	1-5
4/10	#20 Baylor*	Waco, Texas	W	9-7
	#20 Baylor*	Waco, Texas	L	1-5
4/14	#2 Texas*	Norman, Okla.	L	4-9
4/15	#2 Texas*	Norman, Okla.	L	0-2
5/11	#16 Texas A&M	Oklahoma City, Okla.	W	13-6
5/20	#11 Michigan	Ann Arbor, Mich.	L	0-1 (9)
5/21	#11 Michigan	Ann Arbor, Mich.	L	2-5 (8)

## SPRING 2007 (9-4)

2/9	#20 Louisville	Miami, Fla.	W	9-5
2/24	#16 California	Palm Springs, Calif.	W	11-3
	#6 Oregon State	Palm Springs, Calif.	W	4-1
3/15	#5 Arizona	Fullerton, Calif.	W	6-1
3/18	#5 Arizona	Fullerton, Calif.	W	11-0
3/24	#10 Texas*	Austin, Texas	W	7-0
3/25	#10 Texas*	Austin, Texas	L	4-5 (10)
3/31	#2 Texas A&M*	Norman, Okla.	W	4-2
4/1	#2 Texas A&M*	Norman, Okla.	L	4-9
4/18	#10 Baylor*	Norman, Okla.	W	3-2 (8)
	#10 Baylor*	Norman, Okla.	W	7-4
5/26	#14 DePaul	Norman, Okla.	L	0-3
5/27	#14 DePaul	Norman, Okla.	L	2-7

## SPRING 2008 (3-8)

2/8	#14 UCLA	Los Angeles, Calif.	L	1-6
2/9	#21 Cal State Fullerton	Fullerton, Calif.	L	2-10 (5)
2/10	#14 UCLA	Los Angeles, Calif.	W	7-0 (5)
2/22	#13 Stanford	Palm Spring, Calif.	L	2-3
2/24	#19 Georgia	Palm Springs, Calif.	W	3-0
3/13	#21 Fresno State	Fresno, Calif.	L	0-1
4/12	#5 Texas A&M*	College Station, Texas	L	2-4
4/13	#5 Texas A&M*	College Station, Texas	L	0-1
5/23	#9 Arizona	Tucson, Ariz.	L	1-3
5/24	#9 Arizona	Tucson, Ariz.	W	2-0
	#9 Arizona	Tucson, Ariz.	L	2-5

## SPRING 2009 (11-5)

2/6	#19 LSU	Honolulu, Hawai'i	W	8-0 (5)
2/14	#14 Houston	Houston, Texas	W	5-3
2/20	#3 Arizona State	Cathedral City, Calif.	W	8-6
2/21	#17 Nevada	Cathedral City, Calif.	W	11-2 (6)
	#1 Alabama	Cathedral City, Calif.	L	3-4
2/22	#24 Massachusetts	Cathedral City, Calif.	W	5-3
3/6	#8 Tennessee	Norman, Okla.	L	1-4
3/7	#16 Northwestern	Oklahoma City, Okla.	W	4-3
	#8 Tennessee	Oklahoma City, Okla.	L	5-6 (8)
3/8	#16 Northwestern	Oklahoma City, Okla.	L	0-1
3/12	#25 Florida State	Fullerton, Calif.	W	3-1
3/13	#23 DePaul	Fullerton, Calif.	W	5-2
3/14	#16 Louisiana-Lafayette	Fullerton, Calif.	W	8-5
4/25	#10 Missouri*	Columbia, Mo.	W	6-2
4/26	#10 Missouri*	Columbia, Mo.	W	4-2
5/10	#15 Missouri	Oklahoma City, Okla.	L	0-5



# TEAM RECORDS

## OKLAHOMA SINGLE GAME

Most runs .....	23 vs. Central Arkansas (3/26/08)
Most hits .....	24 vs. Central Arkansas (3/26/08)
Most doubles .....	6, 3x, last vs. Florida Atlantic (2/4/05)
Most triples .....	4 vs. Texas Tech (5/4/96)
Most home runs .....	5, 3x, last vs. Arkansas (5/16/09)
Most stolen bases .....	9 vs. Illinois-Chicago (3/4/05)
Most walks drawn .....	16 vs. Southwestern (4/12/75)
Most errors .....	12 vs. Central (Okla.) State (4/1/75)
Longest game .....	20 innings vs. Texas Woman's University (4/8/79 — TWU won 1-0)

## OPPONENT SINGLE GAME

Most runs .....	19 by Arizona (3/14/95)
Most hits .....	18, 3x, last by Indiana (2/17/06)
Most doubles .....	6, 2x, last by Tennessee (3/6/09)
Most triples .....	3, 4x, last by Northern Illinois (4/22/89)
Most home runs .....	5 by Baylor (4/10/06)
Most stolen bases .....	5 by Texas A&M (4/17/05)
Most walks drawn .....	11, 2x, last by Arizona (3/12/95)
Most errors committed .....	11 by SW Missouri Baptist (4/5/75)

## OKLAHOMA SINGLE SEASON

Highest batting average .....	.338 (2001)
Most runs scored .....	459 (2000)
Most hits .....	629 (1994)
Runs batted in .....	432 (2000)
Most doubles .....	120 (2005)
Most home runs .....	85 (2000)
Most total bases .....	1,053 (2000)
Highest slugging % .....	.534 (2000)
Most stolen bases .....	112 (2000)
Best earned run average .....	0.61 (1984)
Most strikeouts .....	486 (1997)
Most strikeouts per inning .....	0.97 (2008)
Best fielding average .....	.979 (1999)
Most putouts .....	1,492 (1997)
Most assists .....	684 (1981)
Fewest errors .....	38 (2008)
Most double plays .....	24 (2006)
Most victories .....	66 (2000)
Most losses .....	30 (1982)
Games without a shutout .....	59 (2007)
Most consecutive victories .....	29 (2005)
Best victory percentage .....	.919 (2000)
Most shutouts .....	32 (1997)

## OPPONENT SINGLE SEASON

Highest batting average .....	.269 (2006)
Most runs scored .....	212 (1989)
Most hits .....	421 (2006)
Most stolen bases .....	43 (1992)
Most doubles .....	67 (2006)
Most triples .....	19 (1980)
Most home runs .....	46 (2006)
Most total bases .....	632 (2006)

## OKLAHOMA INDIVIDUAL SINGLE GAME

Most hits .....	5, 3x, last Amber Flores vs. Iowa State (3/21/09)
Most runs .....	5, Teresa Pool vs. SW Missouri Baptist (4/5/77)
Most doubles .....	3, 4x, last Heather Scaglione vs. Florida Atlantic (2/4/05)
Most triples .....	2, 8x, last Amber Spaulding vs. Oklahoma State (5/11/06)
Most home runs .....	2, 33x, last Lindsey Vandever vs. Arkansas (5/21/09)
Most RBI .....	8, 2x, last Amber Flores vs. UAB (2/6/09)
Most stolen bases .....	4, 2x, last Cris Cerulle vs. Cameron (3/21/88)
Most strikeouts (by a pitcher) .....	18 Brea Moore vs. Utah (4/2/95)



D.J. Mathis



# CAREER RECORDS



Leah Gulla

## GAMES PLAYED

1.	277	Mindy Johnson	'94-97
2.	266	Casey Dickson	'94-97
3.	258	Kristin Vesely	'03-06
4.	257	Norrelle Dickson	'04-07
5.	255	Kelli Braitsch	'00-03
6.	254	Erin Evans	'00-03
7.	253	Lisa Carey	'98-01
8.	251	Christy Ring	'99-02
	251	Jamie Fox	'04-07
10.	250	Leah Gulla	'00-03
	250	Heather Scaglione	'02-05
	250	Savannah Long	'05-08

## AT-BATS

1.	816	Norrelle Dickson	'04-07
2.	798	Kristin Vesely	'03-06
3.	794	Lisa Carey	'98-01
4.	786	Christy Ring	'99-02
5.	771	Kelli Braitsch	'00-03
6.	733	Mindy Johnson	'94-97
7.	728	Erin Evans	'00-03
8.	724	Ashli Barrett	'98-01
	724	Christina Enea	'02-05
10.	707	Heather Scaglione	'02-05

## RUNS SCORED

1.	234	Norrelle Dickson	'04-07
2.	206	Christy Ring	'99-02
3.	196	Kelli Braitsch	'00-03
4.	185	Kristin Vesely	'03-06
5.	180	Lisa Carey	'98-01
6.	<b>168</b>	<b>Amber Flores</b>	<b>'07-present</b>
7.	137	Christina Enea	'02-05
8.	135	Erin Evans	'00-03
9.	131	Jamie Fox	'04-07
10.	128	Heather Scaglione	'02-05

## HITS

1.	328	Norrelle Dickson	'04-07
2.	293	Kristin Vesely	'03-06
3.	289	Lisa Carey	'98-01
4.	276	Christy Ring	'99-02
5.	266	Kelli Braitsch	'00-03
6.	249	Samantha Ricketts	'06-09
7.	245	Ashli Barrett	'98-01
8.	236	Erin Evans	'00-03
9.	234	Christina Enea	'02-05
10.	233	Heather Scaglione	'02-05

## BATTING AVERAGE

1.	.402	Norrelle Dickson	'04-07
2.	<b>.373</b>	<b>Amber Flores</b>	<b>'07-present</b>
3.	.369	Becky Burroughs	'93-94
4.	.367	Kristin Vesely	'03-06
5.	.364	Lisa Carey	'98-01
6.	.362	Samantha Ricketts	'06-'09
7.	.351	Christy Ring	'99-02
8.	.346	Andrea Davis	'00-01
9.	.345	Kelli Braitsch	'00-03
10.	.340	Analisa Jackson	'94-95

## RUNS BATTED IN

1.	239	Samantha Ricketts	'06-'09
2.	190	Ashli Barrett	'98-01
3.	184	Lisa Carey	'98-01
4.	166	Casey Dickson	'94-97
5.	164	Kelli Braitsch	'00-03
6.	156	Leah Gulla	'00-03
	156	Heather Scaglione	'02-05
8.	154	Christina Enea	'02-05
9.	<b>145</b>	<b>Amber Flores</b>	<b>'07-present</b>
10.	141	Jamie Fox	'04-07



# CAREER RECORDS

## DOUBLES

1.	56	Lisa Carey	'98-01
2.	53	Kristin Vesely	'03-06
3.	50	Kelli Braitsch	'00-03
4.	49	Ashli Barrett	'98-01
5.	47	Samantha Ricketts	'06-'09
6.	46	Leah Gulla	'00-03
7.	44	Christina Enea	'02-05
8.	40	Heather Scaglione	'02-05
9.	39	Jamie Fox	'04-07
10.	38	Jessica Leslie	'02-05

## TRIPLES

1.	17	Tammy Allard	'79-81
2.	14	Christy Ring	'99-02
3.	12	Barb Rutledge	'77-80
	12	Lonni Alameda	'90-92
	12	Cari Graves	'89-92
6.	11	Kelli Braitsch	'00-03
	11	Erin Evans	'00-03
8.	10	Kristin Vesely	'03-06
9.	8	Patti Graham	'81-84
10.	7	Patti Krafft	'82-85
	7	Carrie Watkins	'83-86
	7	Norrelle Dickson	'04-07

## HOME RUNS

1.	48	Samantha Ricketts	'06-'09
2.	46	Ashli Barrett	'98-01
3.	44	Heather Scaglione	'02-05
4.	41	<b>Amber Flores</b>	<b>'07-present</b>
5.	37	Lisa Carey	'98-01
	37	Kelli Braitsch	'00-03
7.	32	Leah Gulla	'00-03
8.	31	Jennifer Stump	'00-03
9.	30	Jamie Fox	'04-07
10.	28	Traci Dickenson	'06-'09
		Savannah Long	'05-08

## EXTRA-BASE HITS

1.	98	Kelli Braitsch	'00-03
	98	Lisa Carey	'98-01
3.	97	Samantha Ricketts	'06-'09
4.	96	Ashli Barrett	'98-01
5.	89	Heather Scaglione	'02-05
6.	82	Leah Gulla	'00-03
7.	74	<b>Amber Flores</b>	<b>'07-present</b>
8.	72	Kristin Vesely	'03-06
9.	71	Jamie Fox	'04-07
10.	65	Christina Enea	'02-05

## TOTAL BASES

1.	471	Lisa Carey	'98-01
2.	449	Kelli Braitsch	'00-03
3.	444	Samantha Ricketts	'06-'09
4.	415	Heather Scaglione	'02-05
5.	393	Kristin Vesely	'03-06
6.	378	Norrelle Dickson	'04-07
7.	366	Leah Gulla	'00-03
8.	344	<b>Amber Flores</b>	<b>'07-present</b>
9.	343	Christy Ring	'99-02
10.	340	Christina Enea	'02-05

## WALKS DRAWN

1.	120	<b>Amber Flores</b>	<b>'07-present</b>
2.	118	Casey Dickson	'94-97
	118	Christy Ring	'99-02
4.	115	Samantha Ricketts	'06-'09
5.	114	Heather Scaglione	'02-05
6.	95	Norrelle Dickson	'04-07
7.	91	Christina Enea	'02-05
8.	90	Jennifer Stump	'00-03
9.	87	Kelli Braitsch	'00-03
10.	85	Jamie Fox	'04-07



Samantha Ricketts



# CAREER RECORDS



Becky Burroughs

## TIMES STRUCK OUT

1.	169	Erin Evans	'00-03
2.	160	Rachel Johnson	'95-98
	160	Jamie Fox	'04-07
4.	140	Kelli Braitsch	'00-03
5.	138	Jennifer Stump	'00-03
6.	134	Heather Scaglione	'02-05
7.	120	Savannah Long	'05-08
8.	113	Ashli Barrett	'98-01
9.	109	Christy Ring	'99-02
	109	Leah Gulla	'00-03

## STOLEN BASES

1.	110	Norrelle Dickson	'04-07
2.	86	Christy Ring	'99-02
3.	74	Lakisha Washington	'98-01
4.	69	Erin Evans	'00-03
5.	62	Angie Holwell	'94-97
	62	Kristin Vesely	'03-06
7.	45	Kelli Braitsch	'00-03
8.	43	Kelly Brown	'78-81
9.	37	Rachel Johnson	'95-98
10.	35	Cindy Brtko	'78-81

## SLUGGING PERCENTAGE

1.	.701	Amber Flores	'07-present
2.	.657	Becky Burroughs	'93-94
3.	.645	Samantha Ricketts	'06-'09
4.	.624	Lynette Velazquez	'98-99
5.	.605	Andrea Davis	'00-01
6.	.599	Ashli Barrett	'98-01
7.	.586	Heather Scaglione	'02-05
8.	.582	Kelli Braitsch	'00-03
9.	.575	Traci Dickenson	'06-'09
10.	.528	Leah Gulla	'00-03

## ON-BASE PERCENTAGE

1.	.518	Amber Flores	'07-present
2.	.484	Norrelle Dickson	'04-07
3.	.461	Samantha Ricketts	'06-'09
4.	.439	Becky Burroughs	'93-94
5.	.438	Andrea Davis	'00-01
6.	.434	Christy Ring	'99-02
7.	.432	Kristin Vesely	'03-06
8.	.422	Heather Scaglione	'02-05
9.	.420	Kelli Braitsch	'00-03
10.	.419	Lisa Carey	'98-01

## COMPLETE GAMES

1.	101	Patti Graham	'81-84
2.	91	Jennifer Stewart	'99-02
3.	90	Kami Keiter	'02-05
4.	87	Cheryl Jacobs	'78-80
5.	69	Jill Most	'94-97
6.	63	Lana Moran	'97-00
7.	50	Jennifer Sherman	'92-95
8.	54	D.J. Mathis	'06-'09
9.	48	Kim Beatty	'88-89
10.	42	Lauren Eckermann	'07-08

## INNINGS PITCHED

1.	928.2	Jennifer Stewart	'99-02
2.	910.1	Kami Keiter	'02-05
3.	806.2	Patti Graham	'81-84
4.	752.1	Cheryl Jacobs	'78-80
5.	671.2	Jill Most	'94-97
6.	637.0	D.J. Mathis	'06-'09
7.	621.1	Lana Moran	'97-00
8.	455.1	Jennifer Sherman	'92-95
9.	431.0	Rae Lyn Rowton	'87-89
10.	427.0	Christine Haag	'85-86





# CAREER RECORDS

## STRIKEOUTS

1.	805	Jill Most	'94-97
2.	733	Kami Keiter	'02-05
3.	634	Jennifer Stewart	'99-02
4.	597	D.J. Mathis	'06-'09
5.	462	Cheryl Jacobs	'78-80
	462	Patti Graham	'81-84
7.	420	Lana Moran	'97-00
8.	347	Lauren Eckermann	'07-08
9.	325	Nicole Denes	'03-06
10.	311	Brea Moore	'94-95

## APPEARANCES

1.	173	Kami Keiter	'02-05
2.	167	Jennifer Stewart	'99-02
3.	138	D.J. Mathis	'06-'09
4.	133	Jill Most	'94-97
5.	120	Lana Moran	'97-00
6.	110	Patti Graham	'81-84
7.	107	Cheryl Jacobs	'78-80
8.	101	Nicole Denes	'03-06
9.	93	Jennifer Sherman	'92-95
10.	90	Rae Lyn Rowton	'87-89

## GAMES STARTED

1.	135	Jennifer Stewart	'99-02
	135	Kami Keiter	'02-05
3.	109	Patti Graham	'81-84
4.	103	Cheryl Jacobs	'78-80
5.	102	Jill Most	'94-97
6.	100	D.J. Mathis	'06-'09
7.	89	Lana Moran	'97-00
8.	69	Jennifer Sherman	'92-95
9.	62	Christine Haag	'90-93
	62	Lauren Eckermann	'07-08

## VICTORIES

1.	115	Jennifer Stewart	'99-02
2.	101	Kami Keiter	'02-05
3.	76	Jill Most	'94-97
		D.J. Mathis	'06-'09
5.	72	Cheryl Jacobs	'78-80
6.	67	Lana Moran	'97-00
7.	63	Patti Graham	'81-84
8.	53	Jennifer Sherman	'92-95
9.	50	Lauren Eckermann	'07-08
10.	42	Nicole Denes	'03-06

## WINNING PERCENTAGE (MIN. 2 YEARS)

1.	.821	Jennifer Stewart	'99-02
2.	.768	D.J. Mathis	'06-'09
3.	.764	Nicole Denes	'03-06
4.	.744	Lana Moran	'97-00
5.	.726	Kami Keiter	'02-05
6.	.721	Jennifer Jaime	'96-98
7.	.717	Jill Most	'94-97
8.	.679	MaryWilliams	'75-78
9.	.672	Cheryl Jacobs	'78-80
10.	.591	Jennifer Sherman	'92-95

## SHUTOUTS

1.	38	Jill Most	'94-97
2.	35	Jennifer Stewart	'99-02
3.	34	Patti Graham	'81-84
	34	Kami Keiter	'02-05
5.	33	Cheryl Jacobs	'81-84
6.	26	Lana Moran	'97-00
7.	25	D.J. Mathis	'06-'09
8.	18	Jennifer Sherman	'92-95
9.	16	Lauren Eckermann	'07-08

Kami Keiter



# CAREER RECORDS

## LOWEST ERA

1.	1.00	Cheryl Jacobs	'78-80
2.	1.00	Patti Graham	'81-84
3.	1.06	Kami Keiter	'02-05
4.	1.24	Mary Thompson	'85-86
5.	1.38	Jennifer Stewart	'99-02

## FIELDING PERCENTAGE (BY POSITION)


First Base	.991	Lynette Velazquez	'98-99
Second Base	.979	LaKisha Washington	'98-01
Third Base	.952	Leah Gulla	'00-03
Shortstop	.950	Lisa Carey	'98-99
Catcher	.991	Heather Scaglione	'02-05
Outfielder	.996	Andrea Davis	'00-01

## ASSISTS (BY POSITION)

First Base	127	Patti Kraft	'82-85
Second	373	Vickie James	'78-81
		LaKisha Washington	'98-01
Third	488	Leah Gulla	'00-03
Shortstop	429	Kelli Braitsch	'00-03
Catcher	166	Ashli Barrett	'98-01
Pitcher	292	Jennifer Sherman	'92-95
Outfielder	24	Andrea Davis	'00-01

## PUTOUTS (BY POSITION)

First	1,544	Cindy Brtko	'78-81
Second	605	Vickie James	'78-81
Third	271	Leah Gulla	'00-03
Shortstop	493	Lisa Carey	'98-00
Catcher	1,055	Ashli Barrett	'98-01
Pitcher	57	Patti Graham	'81-84
Outfielder	325	Mindy Johnson	'94-97



Heather Scaglione



# SINGLE SEASON RECORDS

## BATTING AVERAGE

1.	.453	Norrelle Dickson	2007
2.	.451	Kristin Vesely	2005
3.	.449	Norrelle Dickson	2006
4.	.440	Kristin Vesely	2006
5.	.437	Becky Burroughs	1994
6.	.435	Kelli Braitsch	2001
7.	<b>.416</b>	<b>Amber Flores</b>	<b>2009</b>
8.	.415	Samantha Ricketts	2007
9.	.407	Cari Graves	1992
10.	.405	Lisa Carey	2000

## GAMES PLAYED

1.	74	Angie Holwell	1997
	74	Mindy Johnson	1997
	74	Rachel Johnson	1997
	74	Kelli Braitsch	2000
	74	Lisa Carey	2000
	74	Christy Ring	2000
	74	Lakisha Washington	2000
8.	73	Becky Burroughs	1994
	73	Analisa Jackson	1994
	73	Christina DeLuca	1994
	73	Carrie Frederick	1994
	73	Erin Evans	2000

## AT-BATS

1.	237	Analisa Jackson	1994
	237	Christy Ring	2000
3.	235	Angie Holwell	1997
4.	229	Becky Burroughs	1994
5.	223	Melyssa Panzer	1996
	223	Norrelle Dickson	2004
7.	222	Lisa Carey	2000
8.	221	Christina DeLuca	1994
9.	219	Carrie Frederick	1994
	219	Carrie Frederick	1995

## RUNS

1.	71	Norrelle Dickson	2007
2.	66	Lisa Carey	2000
	66	Norrelle Dickson	2006
4.	65	Christy Ring	2000
5.	<b>64</b>	<b>Amber Flores</b>	<b>2009</b>
6.	63	Kelli Braitsch	2001
	63	Kristin Vesely	2005
8.	61	Becky Burroughs	1994
	<b>61</b>	<b>Amber Flores</b>	<b>2008</b>
10.	56	Norrelle Dickson	2005

## HITS

1.	100	Becky Burroughs	1994
2.	97	Kristin Vesely	2005
3.	93	Norrelle Dickson	2006
4.	90	Lisa Carey	2000
5.	89	Analisa Jackson	1994
6.	87	Norrelle Dickson	2007
7.	85	Cari Graves	1992
	85	Kristin Vesely	2006
9.	84	Christina DeLuca	1994
10.	81	Kelli Braitsch	2001

## DOUBLES

1.	24	Becky Burroughs	1994
2.	21	Jessica Leslie	2005
3.	20	Ashli Barrett	2000
4.	19	Christina Enea	2002
5.	18	Heather Scaglione	2005
	18	Kristin Vesely	2005
7.	17	Leah Gulla	2003
	17	Kristin Vesely	2006
9.	16	Kelli Braitsch	2001
	16	Lisa Carey	2001
	16	Lynette Velazquez	1998

## TRIPLES

1.	8	Tammy Allard	1980
	8	Cari Graves	1992



Kristin Vesely



# SINGLE SEASON RECORDS



Lisa Carey

3.	7	Tammy Allard	1979
	7	Lonni Alameda	1991
5.	6	Barb Rutledge	1980
	6	Patti Graham	1982

## HOME RUNS

1.	20	Lynette Velazquez	1999
	20	Lisa Carey	2000
3.	18	Samantha Ricketts	2007
	<b>18</b>	<b>Amber Flores</b>	<b>2009</b>
5.	17	Casey Dickson	1997
6.	16	Ashli Barrett	2000
	16	Heather Scaglione	2004
8.	15	Ashli Barrett	2001
	15	Becky Burroughs	1994
	15	Leah Gulla	2002

## RUNS BATTED IN

1.	81	Samantha Ricketts	2007
2.	77	Lisa Carey	2000
3.	63	Ashli Barrett	2001
4.	61	Lynette Velazquez	1999
	61	Casey Dickson	1997
	61	Christina DeLuca	1994
7.	60	Becky Burroughs	1994
8.	59	Ashli Barrett	2000
	59	Christina Enea	2002
	59	Heather Scaglione	2005

## EXTRA-BASE HITS

1.	42	Becky Burroughs	1994
2.	39	Lisa Carey	2000
3.	36	Ashli Barrett	2000
4.	34	Heather Scaglione	2005
5.	<b>31</b>	<b>Amber Flores</b>	<b>2009</b>
6.	30	Lynette Velazquez	1999
	30	Jessica Leslie	2005
	30	Samantha Ricketts	2007
9.	29	Leah Gulla	2003
10.	28	Kelli Braitsch	2001
	28	Andrea Davis	2000

## TOTAL BASES

1.	175	Becky Burroughs	1994
2.	173	Lisa Carey	2000
3.	142	Ashli Barrett	2000
	142	Samantha Ricketts	2007
5.	135	Lynette Velazquez	1999
6.	134	Heather Scaglione	2004
	134	Heather Scaglione	2005
8.	<b>130</b>	<b>Amber Flores</b>	<b>2009</b>
9.	128	Kelli Braitsch	2001
10.	125	Kristin Vesely	2005
	<b>125</b>	<b>Amber Flores</b>	<b>2008</b>

## SLUGGING PERCENTAGE

1.	<b>.872</b>	<b>Amber Flores</b>	<b>2009</b>
2.	.808	Lynette Velazquez	1999
3.	.779	Lisa Carey	2000
4.	.776	Samantha Ricketts	2007
5.	.764	Becky Burroughs	1994
6.	.720	Ashli Barrett	2001
7.	.710	Amber Flores	2008
8.	.709	Heather Scaglione	2005
9.	.699	Andrea Davis	2000
10.	.688	Kelli Braitsch	2001

## WALKS DRAWN

1.	<b>49</b>	<b>Amber Flores</b>	<b>2009</b>
2.	<b>45</b>	<b>Amber Flores</b>	<b>2008</b>
3.	41	Casey Dickson	1997
	41	Heather Scaglione	2004
5.	38	Christy Ring	2001
	38	Samantha Ricketts	2008
7.	37	Samantha Ricketts	2007
8.	35	Jennifer Stump	2002
	35	Heather Scaglione	2005
10.	32	Christy Ring	2000



# SINGLE SEASON RECORDS

## TIMES STRUCK OUT

1.	59	Rachel Johnson	1997
2.	56	Erin Evans	2002
3.	50	Rachel Johnson	1996
4.	49	Jamie Fox	2004
5.	48	Kelli Braitsch	2002
6.	47	Kelli Braitsch	2000
	47	Erin Evans	2000
8.	45	Rachel Johnson	1998
9.	43	Stephanie Clark	1998
10.	42	Christine Benyak	1997
	42	Ashli Barrett	2000
	42	Heather Scaglione	2002

## SACRIFICES

1.	24	Laura Purser	1996
2.	16	Amber Spaulding	2006
3.	15	Tracy Spears	1987
4.	14	Analisa Jackson	1995
	14	Nicole Myers	1997
6.	13	Mindy Johnson	1997
	13	Vickie James	1980
	13	Sandy Ochoa	1988
	13	Cari Graves	1989
	13	Analisa Jackson	1994
	13	Mandy Fulton	1999

## ON-BASE PERCENTAGE

1.	.594	Amber Flores	2009
2.	.549	Norrelle Dickson	2007
3.	.524	Samantha Ricketts	2007
4.	.515	Norrelle Dickson	2006
	.515	Amber Flores	2008
6.	.511	Kristin Vesely	2006
7.	.507	Kelli Braitsch	2001
8.	.502	Kristin Vesely	2005
9.	.493	Christy Ring	2001
10.	.481	Samantha Ricketts	2008

## STOLEN BASES

1.	46	Angie Holwell	1997
2.	37	Norrelle Dickson	2007
3.	32	Christy Ring	2000
	32	Kristin Vesely	2005
5.	28	LaKisha Washington	1998
6.	27	Christy Ring	2002
7.	25	Norrelle Dickson	2004
	25	Norrelle Dickson	2005
9.	24	Kelly Brown	1978
10.	23	Erin Evans	2000
	23	Norrelle Dickson	2006

## PITCHING APPEARANCES

1.	52	Kami Keiter	2003
2.	50	Jill Most	1996
3.	49	Jill Most	1997
4.	48	Jennifer Stewart	2001
	48	Kami Keiter	2005
	48	Lauren Eckermann	2007
7.	47	Cheryl Jacobs	1980
8.	45	Jennifer Stewart	2000
9.	44	D.J. Mathis	2008
10.	43	Brea Moore	1995
	43	Kami Keiter	2004

## GAMES STARTED (PITCHER)

1.	47	Cheryl Jacobs	1980
2.	44	Kami Keiter	2003
3.	42	Jennifer Stewart	2001
4.	41	Jill Most	1996
	41	Lauren Eckermann	2007
6.	38	Kami Keiter	2004
7.	37	Jill Most	1997
	37	Cheryl Jacobs	1979
	37	Jennifer Stewart	2000
	37	Kami Keiter	2005

Amber Flores





# SINGLE SEASON RECORDS



Jennifer Stewart

## COMPLETE GAMES

1.	39	Cheryl Jacobs	1980
2.	32	Jill Most	1996
	32	Patti Graham	1984
	32	Lauren Eckermann	2007
5.	31	Kami Keiter	2003
6.	29	Cheryl Jacobs	1979
	29	Jennifer Stewart	2001
	29	Kami Keiter	2004
9.	28	Jill Most	1997
10.	26	Jennifer Sherman	1994

## INNINGS PITCHED

1.	335.1	Cheryl Jacobs	1980
2.	295.2	Jill Most	1996
3.	294.1	Kami Keiter	2003
4.	279.2	Jennifer Stewart	2001
5.	274.1	Cheryl Jacobs	1979
	274.1	Lauren Eckermann	2007
7.	257.2	Kami Keiter	2004
8.	253.1	Jill Most	1997
9.	246.1	Jennifer Stewart	2000
10.	239.1	Kami Keiter	2005

## ERA (BELOW 1.00, 100-PLUS INNINGS)

1.	0.54	Patti Graham	1984
2.	0.56	Kerri Mulry	1986
3.	0.71	Kami Keiter	2002
	0.76	Patti Graham	1983
4.	0.78	Rae Lyn Rowton	1988

## STRIKEOUTS

1.	356	Jill Most	1996
2.	307	Jill Most	1997
3.	264	Kami Keiter	2003
4.	263	D.J. Mathis	2008
5.	259	Lauren Eckermann	2007
6.	226	Brea Moore	1995
7.	221	Kami Keiter	2005
8.	197	Jennifer Stewart	2001
9.	185	Kami Keiter	2004
10.	181	Cheryl Jacobs	1979

## VICTORIES

1.	37	Jennifer Stewart	2001
	37	Lauren Eckermann	2007
3.	35	Jill Most	1997
4.	34	Jennifer Stewart	2000
	34	Kami Keiter	2003
6.	33	Cheryl Jacobs	1980
7.	32	Kami Keiter	2005
8.	31	Jennifer Sherman	1994
	31	D.J. Mathis	2008
9.	29	Jill Most	1996

## FIELDING PERCENTAGE (BY POSITION)

1st base	.995	Lynette Velazquez	1999
		Lisa Carey	2001
2nd base	.991	LaKisha Washington	1999
3rd base	.982	<b>Dani Dobbs</b>	<b>2009</b>
Shortstop	.985	Savannah Long	2006
Outfield	1.000	Kelly Thomas	1981
		Laura Detweiler	1986
		Erin Evans	2000
		Christy Ring	2000
		Andrea Davis	2001
		Kristin Vesely	2003
		Jessica Leslie	2004
		Kristin Vesely	2006
		Jamie Fox	2007
		<b>Krystle Huey</b>	<b>2008</b>
		<b>Chana'e Jones</b>	<b>2009</b>
		<b>Krystle Huey</b>	<b>2009</b>
Pitcher	1.000	Sophia Contreras	1999
		Lana Moran	2000
		Jennifer Stewart	2002
Catcher	1.000	Lisa Rudloff	1984





# SINGLE SEASON RECORDS/PITCHING RECORDS

## ASSISTS (BY POSITION)

1st base	65	Patti Kraft	1982
2nd base	113	Vickie James	1979
3rd base	157	Leah Gulla	2002
Shortstop	157	Lisa Carey	1999
Outfield	10	Dotty Shaw	1982

Pitcher	78	Andrea Davis	2000
Catcher	66	Kami Keiter	2003
		<b>Lindsey Vandever</b>	<b>2008</b>

## PUTOUTS

1st base	494	Lynette Velazquez	1998
2nd base	188	Vickie James	1980
3rd base	99	Leah Gulla	2000
Shortstop	154	Savannah Long	2006
Outfield	175	Andrea Davis	2000
Pitcher	34	Patti Graham	1983
Catcher	460	Kim Young	1997

## OKLAHOMA NO HITTERS

C. Jacobs vs. Northwestern.....	4/21/78
C. Jacobs vs. SWMS.....	4/7/79
C. Jacobs vs. McNeese State.....	5/4/79
S. Richards vs. Long Beach St.....	3/31/83
P. Graham vs. Oklahoma City.....	5/7/83
T. Richardson vs. Metro St. Coll.....	3/7/85
M. Thompson vs. UT-Arlington.....	3/28/85
M. Thompson vs. Oklahoma City.....	4/9/85
K. Mulry vs. Wichita State.....	3/25/86
R. Rowton vs. Cameron.....	3/21/88
K. Beatty vs. Central State.....	2/2/89
K. Beatty vs. Central State.....	3/29/89
B. Moore vs. Madonna.....	3/5/94
B. Moore vs. Northwestern.....	3/5/95
J. Most vs. St. Louis.....	4/9/95
J. Jaime vs. Stephen F. Austin.....	3/8/97
J. Most vs. Baylor.....	3/9/97
J. Most vs. Rutgers.....	3/14/97
J. Stewart vs. Oklahoma Christian.....	2/9/99
L. Moran vs. Northwestern.....	2/13/99
J. Stewart vs. Wichita State.....	4/6/99
Stewart & Ratliff vs. Creighton.....	2/17/01
J. Stewart vs. Texas-Arlington.....	2/8/02
K. Keiter vs. Creighton.....	3/9/02
A. Foster vs. Baylor.....	4/28/02
K. Keiter vs. Tulsa.....	4/22/03
D.J. Mathis vs. Arkansas.....	2/28/07
L. Eckermann vs. Temple.....	3/3/07
L. Eckermann vs. Wichita State.....	3/4/07
L. Eckermann vs. Cal State Northridge.....	3/17/07
L. Eckermann vs. St. Gregory's.....	2/12/08

## NO HITTERS BY OPPONENTS

K. VanWyck, Texas Woman's.....	4/5/80
T. Borrego, New Mexico.....	5/21/81
L. Stoll, Texas A&M.....	3/9/82
L. Martinez, Texas A&M.....	3/9/82
R. Wheatley, Cal Poly-Pomona.....	3/22/85
S. Bautista, Arizona.....	3/19/87
M. Schell, Iowa State.....	5/5/89
D. Carter, Oklahoma State.....	3/31/90
S. Griffin, Michigan.....	3/8/96
C. Williams, Texas.....	4/18/99
P. James, Nebraska.....	5/14/04
C. Osterman, Texas.....	4/15/06
J. Lawrence, Tulsa.....	3/7/07
A. Sims, N.C. State.....	3/16/07

## OKLAHOMA PERFECT GAMES

J. Most vs. Baylor.....	3/9/97
L. Moran vs. Northwestern.....	2/13/99
J. Stewart vs. Wichita State.....	4/6/99
A. Ratliff vs. Wichita State.....	2/18/01
J. Stewart vs. Texas-Arlington.....	2/8/02
L. Eckermann vs. St. Gregory's.....	2/12/08



Savannah Long

# OU SOFTBALL COMPLEX RECORDS



Marita Hynes Field

## YEAR-BY-YEAR AT THE OU SOFTBALL COMPLEX

	Overall	Conference
1998	18-5	4-4
1999	18-3	4-1
2000	27-3	8-1
2001	19-0	7-0
2002	22-2	5-2
2003	18-3	7-2
2004	22-3	9-0
2005	25-5	7-4
2006	17-9-1	4-5
2007	27-3	8-1
2008	23-1	9-0
2009	16-5	8-1
<b>Total</b>	<b>253-41-1 (.858)</b>	<b>80-21 (.792)</b>

## TOP 10 CROWDS

- 1,645 vs. DePaul (NCAA Super Regional).. May 27, 2007
- 1,480 vs. Texas ..... May 18, 2002
- 1,476 vs. Texas ..... April 14, 2002
- 1,456 vs. DePaul (NCAA Super Regional).. May 26, 2007
- 1,433 vs. Texas A&M..... May 19, 2002
- 1,432 vs. Washington..... May 20, 2001
- 1,423 vs. Texas ..... April 14, 2006
- 1,365 vs. Oklahoma State ..... April 2, 2003
- 1,357 vs. Washington..... May 19, 2001
- 1,338 vs. Texas ..... April 26, 2008

## ATTENDANCE YEAR-BY-YEAR LAST FIVE YEARS

2005.....	13,484 (709 avg.)
2006.....	10,430 (651 avg.)
2007.....	15,098 (686 avg.)
2008.....	15,021 (653 avg.)
2009.....	13,508 (614 avg.)

## OKLAHOMA SINGLE GAME RECORDS

Most runs.....	23 vs. Central Arkansas (3-26-08)
Most hits.....	24 vs. Central Arkansas (3-26-08)
Most doubles.....	6 vs. Centenary (3-14-04)
Most triples.....	2, many times, last vs. Oklahoma State (5-11-06)
Most home runs.....	5, 2x, last vs. Arkansas (5-16-09)
Most stolen bases..	6, 3x, last vs. Northwestern St. (2-17-07)
Most walks drawn.....	11 vs. Tulsa (2-27-08)
Most errors committed.....	5 vs. Stephen F. Austin (2-18-09)
Longest game (inn.).....	11 inn. (5-16-09) L, 0-1 to North Dakota State

## OKLAHOMA INDIVIDUAL SINGLE GAME RECORDS

Most runs.....	5 by Amber Flores vs. Iowa State (3-21-09)
Most hits.....	4, 8x, last by Amber Flores and Katie Norris vs. Arkansas (5-16-09)
Most RBI.....	7 by Ashli Barrett vs. Baylor (4-21-01)
Most doubles.....	2, many times, last by Samantha Ricketts vs. Nebraska (4-4-09)
Most triples.....	1, many times, last by Amber Flores vs. Texas A&M (4-19-09)
Most home runs.....	2, many times, last by Lindsey Vandever vs. Arkansas (5-16-09)
Most stolen bases.....	3, 3x, last by Norrelle Dickson vs. Arkansas (2-28-07)
Most strikeouts (by a pitcher).....	12 by Kami Keiter vs. Creighton (2-18-05)

## OPPONENT SINGLE GAME RECORDS

Most runs.....	11, 2x, last by Arkansas (4-8-09)
Most hits.....	17 by Fresno State (4-16-98)
Most doubles.....	6 by Tennessee (3-7-09)
Most triples.....	1, many times, last by Tennessee (3-7-09)
Most home runs.....	5 by Baylor (4-10-06)
Most stolen bases.....	5 by Texas A&M (4-17-05)
Most walks drawn.....	8 by Missouri (3-25-06)
Most errors committed..	5, 2x, last by Utah Valley St. (3-11-06)

## OPPONENT INDIVIDUAL SINGLE GAME RECORDS

Most runs.....	3 by Kayla Johnson of Arkansas (4-8-09)
Most hits.....	4, 2x, last by Chaz Sievers of Texas (4-14-06)
Most RBI.....	6, 2x, last by Melissa Dixon of Arkansas (4-8-09)
Most doubles ...	2, 3x, last by Jen Lapicki and Jessica Spigner of Tennessee (3-7-09)
Most triples.....	1, many times, last by Erinn Webb of Tennessee (3-7-09)
Most home runs.....	2, 3x, last by Whitney Cloer of Arkansas (5-16-09)
Most stolen bases.....	3 by Rhea Taylor of Missouri (4-6-08)
Most strikeouts (by a pitcher).....	19 by Cat Osterman of Texas (4-14-02)

## ALL-TIME RECORDS AGAINST OPPONENTS

UAB.....	1-1	Oklahoma Christian.....	5-0
Arizona.....	1-0	Oklahoma City.....	8-2
Arkansas.....	8-1	Oklahoma State.....	12-0
Baylor.....	12-2	Oregon.....	3-0
Birmingham Southern ..	2-0	Oregon State.....	2-0
Cal State Fullerton.....	1-0	Saint Gregory's.....	3-0
Cal State Northridge.....	1-0	Saint Louis.....	1-0
Centenary.....	4-0	Sam Houston State.....	1-1
Central Arkansas.....	4-0	Southern Miss.....	0-1
Colorado State.....	3-0	Stephen F. Austin.....	2-0
Creighton.....	12-0	Temple.....	2-0
DePaul.....	0-2	Tennessee.....	0-1
Drake.....	3-0	Texas.....	9-6
Evansville.....	2-0	Texas A&M.....	11-3
Fresno State.....	2-0	Texas A&M-CC.....	2-0
Harvard.....	1-0	UTEP.....	2-0
Illinois State.....	2-0	Texas-San Antonio.....	1-0
Indiana.....	1-0-1	Texas Tech.....	9-2
Iowa State.....	10-1	Troy.....	2-0
Kansas.....	13-0	Tulsa.....	10-3
Lehigh.....	1-0	Utah.....	1-0
Lipscomb.....	2-0	Utah Valley State.....	2-0
Long Beach State.....	1-0	Valparasio.....	2-0
LSU.....	0-3	Washington.....	2-1
Louisiana-Lafayette.....	3-0	Wichita State.....	12-0
Louisiana-Monroe.....	2-0	Wisconsin.....	2-0
Louisville.....	1-1		
McNeese State.....	4-1		
Memphis.....	2-0		
Minnesota.....	1-0		
Mississippi.....	1-0		
Missouri.....	6-3		
UMKC.....	3-0		
Missouri State.....	3-2		
Nebraska.....	6-4		
New Mexico.....	2-0		
Nicholls State.....	3-0		
North Carolina.....	4-0		
North Dakota State.....	2-1		
North Texas.....	11-0		
Northern Iowa.....	1-0		
Northwestern State.....	5-0		





# BIG 12 CHAMPIONSHIP RECORDS



2007 Big 12 Champions

## OKLAHOMA SINGLE GAME (TEAM)

### Batting

Runs Scored .....	13 vs. Texas A&M (5/11/06)
Hits .....	14 vs. Kansas (5/2/02)
Runs Batted In.....	11, 2x, last vs. Oklahoma State (5/4/03)
Doubles .....	3 vs. Texas A&M (5/11/00)
Triples .....	2, 2x, last vs. Oklahoma State (5/11/06)
Home Runs.....	3, 3x, last vs. Oklahoma State (5/4/03)
Walks Drawn .....	8 vs. Oklahoma State (5/11/06)
Strikeouts.....	15 vs. Texas (5/4/03)
Stolen Bases.....	3, 5x, last vs. Texas Tech (5/12/07)
Hit by Pitch.....	3, 2x, last vs. Texas A&M (5/11/06)
Runners LOB.....	11, 2x, last vs. Texas (5/13/05)

### Fielding

Putouts .....	38 vs. Missouri (5/15/04)
Assists .....	22 vs. Missouri (5/15/04)
Errors.....	4, 2x, last vs. Nebraska (5/14/04)
Double Plays Turned.....	2 vs. Texas A&M (5/2/03)

### Pitching

Runs Allowed .....	9 vs. Texas A&M (5/11/00)
Walks Allowed .....	8 vs. Nebraska (5/10/96)
Strikeouts.....	10, 3x, last vs. Iowa State (5/9/09)
Hits Allowed.....	10, 3x, last vs. Texas Tech (5/12/07)
Hit Batters.....	2, 3x, last vs. Texas A&M (5/13/05)

### Miscellaneous

Longest Game .....	13 innings vs. Missouri (5/15/04)
--------------------	-----------------------------------

## OPPONENT SINGLE GAME (TEAM)

### Batting

Runs Scored .....	9 by Texas A&M (5/11/00)
Hits .....	10, 3x, last vs. Texas Tech (5/12/07)
Runs Batted In.....	9 by Texas A&M (5/11/00)
Doubles.....	3 by Texas A&M (5/11/06)
Triples .....	1, many times, last by Missouri (5/10/09)
Home Runs.....	2 by Texas A&M (5/11/00)
Walks Drawn .....	8 by Nebraska (5/10/96)
Strikeouts.....	10, 3x, last by Iowa State (5/9/09)
Stolen Bases .....	4 by Nebraska (5/13/00)
Hit by Pitch.....	2, 3x, last by Texas A&M (5/13/05)
Runners LOB.....	12 by Texas Tech (5/12/07)

### Fielding

Putouts .....	39 by Missouri (5/15/04)
Assists .....	12 by Missouri (5/15/04)
Errors.....	5 by Texas A&M (5/11/06)
Double Plays Turned.....	1, 8x, last by Nebraska (5/10/08)

### Pitching

Runs Allowed .....	13 by Texas A&M (5/11/06)
Walks Allowed .....	8 by Oklahoma State (5/11/06)
Strikeouts.....	15 by Texas (5/4/03)
Hits Allowed.....	14 by Kansas (5/2/02)
Hit Batters.....	3, 2x, last by Texas A&M (5/11/06)

## BIG 12 CHAMPIONSHIP RESULTS

### 1996 (3-0, CHAMPIONS)

5/10	vs. Nebraska	W	5-4
	vs. Oklahoma State	W	5-0
5/11	vs. Nebraska	W	1-0

### 1997 (3-2)

5/2	vs. Texas	W	6-5
5/3	vs. Kansas	L	1-4
	vs. Nebraska	W	1-0
	vs. Missouri	W	2-0
5/4	vs. Missouri	L	4-6

### 1998 (3-1, RUNNER-UP)

5/1	vs. Baylor	W	3-2
	vs. Texas	W	1-0
5/2	vs. Oklahoma State	W	3-2
5/3	vs. Nebraska	L	0-3

### 1999 (1-2)

5/13	vs. Oklahoma State	W	5-0
	vs. Nebraska	L	0-2
5/14	vs. Texas Tech	L	1-2

### 2000 (3-2)

5/11	vs. Missouri	W	8-3
	vs. Texas A&M	L	6-9
5/12	vs. Texas	W	11-0
	vs. Nebraska	W	4-3
5/13	vs. Nebraska	L	1-3

### 2001 (4-0, CHAMPIONS)

5/9	vs. Texas A&M	W	7-0
5/10	vs. Texas Tech	W	2-1
5/11	vs. Nebraska	W	10-2
5/12	vs. Oklahoma State	W	6-0

### 2002 (3-2)

5/2	vs. Kansas	L	1-3
5/3	vs. Iowa State	W	5-1
5/4	vs. Kansas	W	10-0
	vs. Texas	W	4-0
5/5	vs. Texas	L	0-2

### 2003 (4-2, RUNNER-UP)

5/2	vs. Texas	L	0-1
	vs. Texas A&M	W	4-0 (9)
5/3	vs. Baylor	W	1-0
	vs. Oklahoma State	W	3-2
5/4	vs. Oklahoma State	W	11-2
	vs. Texas	L	0-1

### 2004 (2-2)

5/13	vs. Baylor	W	5-2
5/14	vs. Nebraska	L	0-7
	vs. Kansas	W	1-0
5/15	vs. Missouri	L	2-3 (13)



# BIG 12 CHAMPIONSHIP RECORDS

## BIG 12 CHAMPIONSHIP RESULTS

### 2005 (2-2)

5/11	vs. Nebraska	L	0-1
5/12	vs. Kansas	W	5-0
5/13	vs. Texas	L	1-3
	vs. Texas A&M	W	6-2

### 2006 (3-1, RUNNER-UP)

5/11	vs. Texas A&M	W	13-6
	vs. Oklahoma State	W	10-2
5/12	vs. Missouri	W	4-0
5/13	vs. Kansas	L	2-4

### 2007 (3-0, CHAMPIONS)

5/11	vs. Kansas	W	5-0
5/12	vs. Missouri	W	7-1
	vs. Texas Tech	W	6-3

### 2008 (0-1)

5/10	vs. Nebraska	L	5-6
------	--------------	---	-----

### 2009 (2-1, RUNNER-UP)

5/9	vs. Iowa State	W	3-0
	vs. Texas	W	6-2
5/10	vs. Missouri	L	0-5

## BIG 12 CHAMPIONSHIP RECORD VS. OPPONENTS

Baylor.....	3-0
Iowa State.....	2-0
Kansas.....	4-3
Missouri.....	4-3
Nebraska.....	5-6
Oklahoma State.....	7-0
Texas.....	5-4
Texas A&M.....	3-1
Texas Tech.....	3-1
<b>Total .....</b>	<b>36-18</b>

## OKLAHOMA SINGLE GAME (INDIVIDUAL)

### Batting

Runs Scored .....	3, 3x, last by Norrelle Dickson and Amber Spaulding vs. Oklahoma State (5/11/06)
Hits .....	4, 3x, last by Amber Spaulding vs. Oklahoma State (5/11/06)
Runs Batted In.....	5, 2x, last by Amber Spaulding vs. Oklahoma State (5/11/06)
Doubles.....	1, several times, last by Karolyne Long vs. Texas (5/9/09)
Triples .....	2 by Amber Spaulding vs. Oklahoma State (5/11/06)
Home Runs.....	2, 2x, last by Samantha Ricketts vs. Nebraska (5/10/08)
Walks Drawn.....	3, 5x, last by Lindsey Vandever vs. Nebraska (5/10/08)
Stolen Bases.....	2 by Angie Holwell vs. Missouri (5/4/97)

### Fielding

Putouts .....	18 by Christina Enea vs. Missouri (5/15/04)
Assists.....	7 by Katie Overton vs. Missouri (5/15/04)

### Pitching

Innings Pitched .....	12.2 by Kami Keiter vs. Missouri (5/15/04)
Runs Allowed .....	7 by Jennifer Stewart vs. Texas A&M (5/11/00)
Walks Allowed .....	8 by Jill Most vs. Nebraska (5/10/96)
Strikeouts.....	10, 2x, last by Jill Most vs. Nebraska (5/10/96)
Hits Allowed.....	10, 2x, last by Jennifer Stewart vs. Texas A&M (5/11/00)

## OPPONENT SINGLE GAME (INDIVIDUAL)

### Batting

Runs Scored .....	2, several times, last by Rhea Taylor of Missouri (5/10/09)
Hits .....	3, 5x, last by Andee Allen of Missouri (5/10/09)
Runs Batted In.....	4, 3x, last by Rocky Spencer of Texas A&M (5/11/06)
Doubles.....	1, several times, last by Loryn Johnson of Texas (5/9/09)
Triples .....	1, 3x, last by Rhea Taylor of Missouri (5/10/09)
Home Runs.....	1, 6x, last by Gina Schneider of Missouri (5/10/09)
Walks Drawn.....	3 by Kelly Pinkepank of Nebraska (5/10/96)
Stolen Bases.....	2, 2x, last by Courtney Totte of Oklahoma State (5/11/06)

### Fielding

Putouts .....	15 by Marla Schweisberger of Missouri (5/10/09)
Assists.....	7 by Au Viola of Nebraska (5/3/98)

### Pitching

Innings Pitched .....	9 by Amanda Renfro of Texas Tech (5/14/99)
Runs Allowed .....	10 by Carmen Martinez of Texas (5/12/00)
Walks Allowed .....	7, 2x, last by Molly Hill of Nebraska (5/10/08)
Strikeouts.....	15 by Cat Osterman of Texas (5/4/03)
Hits Allowed.....	9, 2x, last by Jen Bruck of Missouri (5/12/06)



1996 Big 12 Champions



# NCAA REGIONAL RECORDS



Lauren Eckermann

## OKLAHOMA SINGLE GAME (TEAM)

### Batting

Runs Scored .....	21 vs. Arkansas (5/16/09)
Hits .....	23 vs. Arkansas (5/16/09)
Runs Batted In.....	19 vs. Arkansas (5/16/09)
Doubles .....	5 vs. Harvard (5/15/98)
Triples .....	1, 5x, last vs. Kent State (5/19/06)
Home Runs.....	4 vs. Arkansas (5/16/09)
Walks Drawn.....	10 vs. Texas A&M (5/17/02)
Strikeouts.....	19 vs. Michigan (5/21/06)
Stolen Bases.....	3, 2x, last vs. Tulsa (5/16/09)
Hit by Pitch.....	4 vs. Louisiana-Lafayette (5/23/04)
Runners LOB.....	16 vs. Arkansas (5/17/08)

### Fielding

Putouts .....	33, 2x, last vs. North Dakota State (5/16/09)
Assists .....	13 vs. Texas (5/18/02)
Errors.....	4 vs. Oregon State (5/18/03)
Double Plays Turned...	2, 2x, last vs. Massachusetts (5/19/07)

### Pitching

Runs Allowed .....	12 vs. Louisiana-Lafayette (5/23/04)
Walks Allowed .....	8 vs. UNLV (5/19/95)
Strikeouts.....	12 vs. Louisiana-Lafayette (5/21/05)
Hits Allowed.....	18 vs. Louisiana-Lafayette (5/23/04)
Hit Batters.....	3 vs. Kent State (5/19/06)

### Miscellaneous

Longest Game .....	11 innings, 2x, last vs. North Dakota St. (5/16/09)
--------------------	--

## OPPONENT SINGLE GAME (TEAM)

### Batting

Runs Scored .....	12 by Louisiana-Lafayette (5/23/04)
Hits .....	18 by Louisiana-Lafayette (5/23/04)
Runs Batted In.....	10 by Louisiana-Lafayette (5/23/04)
Doubles.....	5 by Louisiana-Lafayette (5/23/04)
Triples .....	1 by Cal State Northridge (5/19/00)
Home Runs.....	2, 3x, last by Tulsa (5/16/09)
Walks Drawn .....	8 by UNLV (5/19/95)
Strikeouts.....	12 by Louisiana-Lafayette (5/21/05)
Stolen Bases.....	3 by Michigan (5/21/06)
Hit by Pitch.....	1, 5x, last by North Dakota State (5/16/09)
Runners LOB.....	11, 2x, last by Arkansas (5/17/08)

### Fielding

Putouts .....	33, 2x, last by North Dakota State (5/16/09)
Assists .....	15 by Washington (5/20/01)
Errors.....	5 by UNI (5/17/96)
Double Plays Turned.....	2 by Arkansas (5/16/09)

### Pitching

Runs Allowed .....	21 by Arkansas (5/16/09)
Walks Allowed .....	10 by Texas A&M (5/17/02)
Strikeouts.....	19 by Michigan (5/21/06)
Hits Allowed.....	23 by Arkansas (5/16/09)
Hit Batters.....	3 by Arkansas (5/16/09)

## NCAA REGIONAL RESULTS

### 1995 (3-2)

5/19	vs. UNLV	L	2-10
5/20	vs. Utah	W	7-1
	at Oklahoma State	W	2-0
5/21	vs. UNLV	W	2-1
	vs. UNLV	L	0-2

### 1996 (2-2)

5/17	vs. UNI	W	8-0
5/18	at Iowa	L	0-1
	vs. UNI	W	3-0
5/19	at Iowa	L	2-7

### 1997 (1-2)

5/16	Oklahoma State	L	0-2
5/17	Missouri State	W	7-2
	Oklahoma State	L	3-5

### 1998 (2-2)

5/15	vs. Harvard	W	8-0
5/16	at Massachusetts	L	0-1
	vs. Harvard	W	3-0
5/17	at Massachusetts	L	1-3

### 1999 (1-2)

5/20	vs. Long Beach State	W	3-1
5/21	vs. Southern Miss	L	0-5
5/22	at LSU	L	3-7

### 2000 (4-0, CHAMPIONS)

5/18	Harvard	W	11-0
5/19	Cal State Northridge	W	2-1
5/20	Oregon State	W	5-3
5/21	Oregon State	W	3-2

### 2001 (4-0, CHAMPIONS)

5/17	Lehigh	W	9-2
5/18	North Carolina	W	13-0
5/19	Washington	W	3-2
5/20	Washington	W	10-2

### 2002 (4-0, CHAMPIONS)

5/16	Utah	W	6-0
5/17	Texas A&M	W	7-0
5/18	Texas	W	4-1
5/19	Texas A&M	W	8-1

### 2003 (4-0, CHAMPIONS)

5/15	vs. Bethune-Cookman	W	5-1
5/16	vs. South Florida	W	8-0
5/17	vs. UT-Arlington	W	6-2
5/18	vs. Oregon State	W	7-2

### 2004 (4-1, CHAMPIONS)

5/20	vs. Temple	W	5-0
5/21	vs. Northwestern	W	8-0
5/22	at Arizona	W	3-2
5/23	vs. Louisiana-Lafayette	W	15-0
	vs. Louisiana-Lafayette	L	4-12



# NCAA REGIONAL RECORDS

## NCAA REGIONAL RESULTS

### 2005 (3-0, CHAMPIONS)

5/20	Wichita State	W	2-0
5/21	Louisiana-Lafayette	W	6-3
5/22	Oregon	W	2-1

### 2006 (1-3)

5/19	vs. Kent State	W	1-0
5/20	at Michigan	L	0-1
	vs. Kent State	L	0-1
5/21	at Michigan	L	2-5

### 2007 (3-0, CHAMPIONS)

5/18	vs. Colgate	W	5-2
5/19	at Massachusetts	W	2-0
5/20	at Massachusetts	W	6-3

### 2008 (3-0, CHAMPIONS)

5/16	Oregon	W	6-0
5/17	Arkansas	W	6-5
5/18	Oregon	W	11-0

### 2009 (1-2)

5/16	North Dakota State	L	0-1
	Arkansas	W	21-2
	Tulsa	L	3-5

## NCAA REGIONAL RECORD VS. OPPONENTS

Arizona	1-0
Arkansas	2-0
Bethune-Cookman	1-0
Cal State Northridge	1-0
Colgate	1-0
Harvard	3-0
Iowa	0-2
Kent State	1-1
Lehigh	1-0
Long Beach State	1-0
Louisiana-Lafayette	2-1
LSU	0-1
Massachusetts	2-2
Michigan	0-2
Missouri State	1-0
North Carolina	1-0
North Dakota State	0-1
UNL	2-0
Northwestern	1-0
Oklahoma State	1-2
Oregon	3-0
Oregon State	3-0
USF	1-0
Southern Miss	0-1
Temple	1-0
Texas	1-0
UT-Arlington	1-0
Texas A&M	2-0
Tulsa	0-1
UNLV	1-2
Utah	2-0
Washington	2-0
Wichita State	1-0
<b>Total</b>	<b>40-16</b>

## OKLAHOMA SINGLE GAME (INDIVIDUAL)

### Batting

Runs Scored	4, 2x, last by Katie Norris and Amber Flores vs. Arkansas (5/16/09)
Hits	4, 2x, last by Amber Flores vs. Arkansas (5/16/09)
Runs Batted In	6 by Lindsey Vandever vs. Arkansas (5/16/09)
Doubles	2, 2x, last by Samantha Ricketts vs. Arkansas (5/17/08)
Triples	1, 2x, last by Savannah Long vs. Kent State (5/20/06)
Home Runs	2 by Lindsey Vandever vs. Arkansas (5/16/09)
Walks Drawn	3, 3x, last by Amber Flores vs. Arkansas (5/17/08)
Stolen Bases	1, several times, last by Krystle Huey and Haley Anderson vs. Tulsa (5/16/09)

### Fielding

Putouts	13 by Heather Scaglione vs. Louisiana-Lafayette (5/21/05)
Assists	6, 2x, last by Jessica Legendre vs. Oregon (5/16/08)

### Pitching

Innings Pitched	11 by D.J. Mathis vs. Arkansas (5/17/08)
Runs Allowed	8 by Kami Keiter vs. Louisiana-Lafayette (5/23/04)
Walks Allowed	6 by Kami Keiter vs. Louisiana-Lafayette (5/23/04)
Strikeouts	12 by Kami Keiter vs. Louisiana-Lafayette (5/21/05)
Hits Allowed	12 by Kami Keiter vs. Louisiana-Lafayette (5/23/04)

## OPPONENT SINGLE GAME (INDIVIDUAL)

### Batting

Runs Scored	4 by Ashley Evans of Louisiana-Lafayette (5/23/04)
Hits	3, 7x, last by Miranda Dixon, Dayna Huckabee and Samantha Buckner of Arkansas (5/17/08)
Runs Batted In	4 by Fremin Shaunte of LSU (5/22/99)
Doubles	2 by Joy Webre of Louisiana-Lafayette (5/23/04)
Triples	1 by Ui Bal of Cal State Northridge (5/19/00)
Home Runs	2 by Whitney Cloer of Arkansas (5/16/09)
Walks Drawn	3, 2x, last by Lacey Bertucci of Louisiana-Lafayette (5/23/04)
Stolen Bases	1, 5x, last by Cathy Calvert of UT-Arlington (5/17/03)

### Fielding

Putouts	19 by Becky Marx of Michigan (5/21/06)
Assists	7 by Meredith Bagley of Harvard (5/16/98)

### Pitching

Innings Pitched	11 by Andi Padilla of North Dakota State (5/16/09)
Runs Allowed	11 by Miranda Dixon of Arkansas (5/16/09)
Walks Allowed	9 by Jessica Slataper of Texas A&M (5/17/02)
Strikeouts	13 by Danielle Henderson of Massachusetts (5/17/98)
Hits Allowed	18 by Miranda Dixon of Arkansas (5/16/09)



Heather Scaglione



# NCAA SUPER REGIONAL RECORDS



Alison Horne

## OKLAHOMA SINGLE GAME (TEAM)

<i>Batting</i>	
Runs Scored .....	6 at Arizona (5/28/05)
Hits .....	8 at Arizona (5/24/08)
Runs Batted In.....	5 at Arizona (5/28/05)
Doubles.....	2 at Arizona (5/27/05)
Triples .....	None
Home Runs.....	2, 2x, last at Arizona (5/24/08)
Walks Drawn.....	4 at Arizona (5/24/08)
Strikeouts.....	13 at Arizona (5/23/08)
Stolen Bases.....	1, 2x, last at Arizona (5/28/05)
Hit by Pitch.....	None
Runners LOB.....	7, 2x, last at Arizona (5/24/08)

<i>Fielding</i>	
Putouts .....	21, 4x, last at Arizona (5/24/08)
Assists .....	13 at Arizona (5/28/05)
Errors.....	2, 2x, last at Arizona (5/28/05)
Double Plays Turned.....	1, 2x, last vs. DePaul (5/26/07)

<i>Pitching</i>	
Runs Allowed .....	7, 2x, last vs. DePaul (5/27/07)
Walks Allowed .....	7, 2x, last at Arizona (5/23/08)
Strikeouts.....	9 at Arizona (5/27/05)
Hits Allowed.....	11, 2x, last at Arizona (5/28/05)
Hit Batters.....	3 at Arizona (5/24/08)

## OPPONENT SINGLE GAME (TEAM)

<i>Batting</i>	
Runs Scored .....	7, 2x, last by DePaul (5/27/07)
Hits .....	11, 2x, last by Arizona (5/28/05)
Runs Batted In.....	7 by Arizona (5/28/05)
Doubles.....	2 by DePaul (5/27/07)
Triples .....	1, 3x, last by Arizona (5/24/08)
Home Runs.....	2 by Arizona (5/28/05)
Walks Drawn.....	7, 2x, last by Arizona (5/23/08)
Strikeouts.....	9 by Arizona (5/27/05)
Stolen Bases.....	1 by Arizona (5/23/08)
Hit by Pitch.....	3 by Arizona (5/24/08)
Runners LOB.....	12 by Arizona (5/28/05)

<i>Fielding</i>	
Putouts .....	21, 6x, last by Arizona (5/24/08)
Assists .....	15 by DePaul (5/26/07)
Errors.....	3 by Arizona (5/28/05)
Double Plays Turned.....	1 by DePaul (5/26/07)

<i>Pitching</i>	
Runs Allowed .....	6 by Arizona (5/28/05)
Walks Allowed .....	4 by Arizona (5/24/08)
Strikeouts.....	13 by Arizona (5/23/08)
Hits Allowed.....	8 by Arizona (5/24/08)
Hit Batters.....	None

## NCAA SUPER REGIONAL RESULTS

<b>2005 (0-2)</b>			
5/27	at Arizona	L	0-6
5/28	at Arizona	L	6-7

<b>2007 (0-2)</b>			
5/26	vs. DePaul	L	0-3
5/27	vs. DePaul	L	2-7

<b>2008 (1-2)</b>			
5/23	at Arizona	L	1-3
5/24	at Arizona	W	2-0
	at Arizona	L	2-5

## SUPER REGIONAL RECORD VS. OPPONENTS

Arizona.....	1-4
DePaul.....	0-2
<b>Total .....</b>	<b>1-6</b>



# NCAA SUPER REGIONAL RECORDS

## OKLAHOMA SINGLE GAME (INDIVIDUAL)

<i>Batting</i>	
Runs Scored .....	1, 13x, last by Samantha Ricketts and Savannah Long at Arizona (5/24/08)
Hits .....	2, 4x, last by Savannah Long at Arizona (5/24/08)
Runs Batted In .....	4 by Alison Horne at Arizona (5/28/05)
Doubles .....	1, 7x, last by Amber Flores at Arizona (5/24/08)
Triples .....	None
Home Runs .....	1, 7x, last by Samantha Ricketts and Savannah Long at Arizona (5/24/08)
Walks Drawn .....	2 by Samantha Ricketts at Arizona (5/24/08)
Stolen Bases .....	1, 2x, last by Amber Spaulding at Arizona (5/28/05)

<i>Fielding</i>	
Putouts .....	9 by Heather Scaglione at Arizona (5/27/05)
Assists .....	4, 3x, last by Norrelle Dickson vs. DePaul (5/26/07)

<i>Pitching</i>	
Innings Pitched .....	7, 2x, last by D.J. Mathis at Arizona (5/24/08)
Runs Allowed .....	5, 2x, last by Lauren Eckermann vs. DePaul (5/27/07)
Walks Allowed .....	7 by D.J. Mathis at Arizona (5/23/08)
Strikeouts .....	7 by D.J. Mathis at Arizona (5/24/08)
Hits Allowed .....	10 by Lauren Eckermann at Arizona (5/27/08)

## OPPONENT SINGLE GAME (INDIVIDUAL)

<i>Batting</i>	
Runs Scored .....	2, 6x, last by Jenae Leles of Arizona (5/24/08)
Hits .....	3, 4x, last by Amber Patton of DePaul (5/26/07)
Runs Batted In .....	3, 2x, last by Jenae Leles of Arizona (5/24/08)
Doubles .....	1, 3x, last by Jenae Leles of Arizona (5/24/08)
Triples .....	1, 2x, last by Sandy Vojik of DePaul (5/27/07)
Home Runs .....	2 by Jenae Leles of Arizona (5/24/08)
Walks Drawn .....	3 by Kristie Fox of Arizona (5/28/05)
Stolen Bases .....	1 by Lauren Schutzler of Arizona (5/23/08)

<i>Fielding</i>	
Putouts .....	12 by Marcy Wilus of DePaul (5/26/07)
Assists .....	6 by Shea Warren of DePaul (5/26/07)

<i>Pitching</i>	
Innings Pitched .....	7, 4x, last by Taryne Mowatt of Arizona (5/24/08)
Runs Allowed .....	6 by Alicia Hollowell of Arizona (5/28/05)
Walks Allowed .....	4 by Taryne Mowatt of Arizona (5/24/08)
Strikeouts .....	13 by Taryne Mowatt of Arizona (5/23/08)
Hits Allowed .....	8 by Taryne Mowatt of Arizona (5/24/08)



Savannah Long



# WCWS RECORDS



ASA Hall of Fame Stadium

## OKLAHOMA SINGLE GAME (TEAM)

### Batting

Runs Scored .....	6, 2x, last vs. Washington (5/27/04)
Hits .....	10, 2x, last vs. Stanford (5/29/04)
Runs Batted In.....	5 vs. Washington (5/27/04)
Doubles.....	1, 9x, last vs. Stanford (5/29/04)
Triples .....	None
Home Runs.....	2, 2x, last vs. Arizona (5/25/01)
Walks Drawn.....	7 vs. California (5/24/03)
Strikeouts.....	19 vs. LSU (5/26/01)
Stolen Bases.....	4 vs. Southern Miss (5/27/00)
Hit by Pitch.....	2 vs. California (5/28/04)
Runners LOB.....	11 vs. Stanford (5/29/04)

### Fielding

Putouts .....	38 vs. LSU (5/26/01)
Assists .....	23 vs. LSU (5/26/01)
Errors.....	4, 2x, last vs. California (5/24/03)
Double Plays Turned.....	1, 2x, last vs. California (5/23/03)

### Pitching

Runs Allowed .....	5, 2x, last vs. California (5/24/03)
Walks Allowed .....	5 vs. California (5/24/03)
Strikeouts.....	8, 3x, last vs. Washington (5/22/03)
Hits Allowed.....	8, 3x, last vs. Washington (5/27/04)
Hit Batters.....	2 vs. Washington (5/27/04)

### Miscellaneous

Longest Game .....	13 innings vs. LSU (5/26/01)
--------------------	------------------------------

## OPPONENT SINGLE GAME (TEAM)

### Batting

Runs Scored .....	5, 2x, last by California (5/24/03)
Hits .....	8, 3x, last vs. by Washington (5/27/04)
Runs Batted In.....	5 by California (5/24/03)
Doubles.....	1, 9x, last by Stanford (5/29/04)
Triples .....	1 by Stanford (5/29/04)
Home Runs.....	2, 2x, last by Alabama (5/24/03)
Walks Drawn .....	5 by California (5/24/03)
Strikeouts.....	8, 3x, last by Washington (5/22/03)
Stolen Bases.....	1, 4x, last by California (5/28/04)
Hit by Pitch.....	2 by Washington (5/27/04)
Runners LOB.....	11 by Washington (5/27/04)

### Fielding

Putouts .....	39 by LSU (5/26/01)
Assists .....	13 by California (5/24/03)
Errors.....	2, 2x, last by California (5/28/04)
Double Plays Turned.....	1, 2x, last by California (5/24/03)

### Pitching

Runs Allowed .....	6, 2x, last by Washington (5/27/04)
Walks Allowed .....	7 by California (5/24/03)
Strikeouts.....	19 by LSU (5/26/01)
Hits Allowed.....	10, 2x, last by Stanford (5/29/04)
Hit Batters.....	2 by California (5/28/04)

## WOMEN'S COLLEGE WORLD SERIES RESULTS

### 2000 (4-0, NATIONAL CHAMPIONS)

5/25	vs. California	W	2-1
5/27	vs. Southern Miss	W	3-1
5/28	vs. Arizona	W	1-0
5/29	vs. UCLA	W	3-1

### 2001 (1-2)

5/24	vs. Michigan	W	2-0
5/25	vs. Arizona	L	4-5
5/26	vs. LSU	L	1-2

### 2002 (0-2)

5/23	vs. California	L	2-4
5/25	vs. UCLA	L	0-2

### 2003 (1-2)

5/22	vs. Washington	L	1-3
5/24	vs. Alabama	W	6-3 (9)
	vs. California	L	2-5

### 2004 (1-2)

5/27	vs. Washington	W	6-2
5/28	vs. California	L	1-2
5/29	vs. Stanford	L	2-3

## WCWS RECORD VS. OPPONENTS

Alabama .....	1-0
Arizona.....	1-1
California.....	1-3
LSU.....	0-1
Michigan .....	1-0
Southern Mississippi .....	1-0
Stanford .....	0-1
UCLA .....	1-1
Washington.....	1-1
<b>Total .....</b>	<b>7-8</b>



# WCWS RECORDS

## OKLAHOMA SINGLE GAME (INDIVIDUAL)

### Batting

Runs Scored .....	2 by Christy Ring vs. Michigan (5/24/01)
Hits .....	4 by Christy Ring vs. LSU (5/26/01)
Runs Batted In .....	3 by Jennifer Stump vs. Arizona (5/25/01)
Doubles .....	1, several times, last by Kristin Vesely and Kami Keiter vs. Stanford (5/29/04)
Triples .....	None
Home Runs .....	1, several times, last by Jennifer Stump vs. California (5/24/03)
Walks Drawn .....	2, 4x, last by Heather Scaglione vs. California (5/24/03)
Stolen Bases .....	2 by Christy Ring vs. Southern Miss (5/27/00)

### Fielding

Putouts .....	19 by Lisa Carey vs. LSU (5/26/01)
Assists .....	6, 2x, last by Kelli Braitsch vs. Southern Miss (5/27/00)

### Pitching

Innings Pitched .....	12.2 by Jennifer Stewart vs. LSU (5/26/01)
Runs Allowed .....	5, 2x, last by Kami Keiter vs. California (5/24/03)
Walks Allowed .....	5 by Kami Keiter vs. California (5/24/03)
Strikeouts .....	8, 3x, last by Kami Keiter vs. Washington (5/22/03)
Hits Allowed .....	8, 2x, last by Jennifer Stewart vs. LSU (5/26/01)

## OPPONENT SINGLE GAME (INDIVIDUAL)

### Batting

Runs Scored .....	2 by Nicole Giordano of Arizona (5/25/01)
Hits .....	3, 2x, last by Toni Mascarenas of Arizona (5/25/01)
Runs Batted In .....	3 by Toni Mascarenas of Arizona (5/25/01)
Doubles .....	1, 7x last by Amanda Oleson of Washington (5/22/03)
Triples .....	1 by Meghan Sickler of Stanford (5/29/04)
Home Runs .....	1, 10x, last by Lauren Lappin of Stanford (5/29/04)
Walks Drawn .....	3 by Veronica Nelson of California (5/23/02)
Stolen Bases .....	1, 5x, last by Jessica Pamanian of California (5/28/04)

### Fielding

Putouts .....	18 by Jennifer Schuelke of LSU (5/26/01)
Assists .....	5 by Toni Mascarenas of Arizona (5/25/01)

### Pitching

Innings Pitched .....	13 by Britni Sneed of LSU (5/26/01)
Runs Allowed .....	6 by Ashley Boek of Washington (5/27/04)
Walks Allowed .....	6, 2x, last by Kelly Anderson of California (5/24/03)
Strikeouts .....	19 by Britni Sneed of LSU (5/26/01)
Hits Allowed .....	10, 2x, last by Dana Sorenson of Stanford (5/29/04)



2004 World Series team



# NCAA TOURNAMENT RECORDS



2000 National Champions with President George W. Bush

## OKLAHOMA SINGLE GAME (TEAM)

### Batting

Runs Scored .....	21 vs. Arkansas (5/16/09)
Hits .....	23 vs. Arkansas (5/16/09)
Runs Batted In.....	19 vs. Arkansas (5/16/09)
Doubles.....	5 vs. Harvard (5/15/98)
Triples .....	1, 5x, last vs. Kent State (5/19/06)
Home Runs.....	4 vs. Arkansas (5/16/09)
Walks Drawn .....	10 vs. Texas A&M (5/17/02)
Strikeouts.....	19, 2x, last vs. Michigan (5/21/06)
Stolen Bases.....	4 vs. Southern Miss (5/27/00)
Hit by Pitch.....	4 vs. Louisiana-Lafayette (5/23/04)
Runners LOB.....	16 vs. Arkansas (5/17/08)

### Fielding

Putouts .....	38 vs. LSU (5/26/01)
Assists .....	23 vs. LSU (5/26/01)
Errors.....	4, 3x, last vs. California (5/24/03)
Double Plays Turned..	2, 2x, last vs. Massachusetts (5/19/07)

### Pitching

Runs Allowed .....	12 vs. Louisiana-Lafayette (5/23/04)
Walks Allowed .....	8 vs. UNLV (5/19/95)
Strikeouts.....	12 vs. Louisiana-Lafayette (5/21/05)
Hits Allowed.....	18 vs. Louisiana-Lafayette (5/23/04)
Hit Batters.....	3 vs. Arizona (5/24/08)

### Miscellaneous

Longest Game .....	13 innings vs. LSU (5/26/01)
--------------------	------------------------------

## OPPONENT SINGLE GAME (TEAM)

### Batting

Runs Scored .....	12 by Louisiana-Lafayette (5/23/04)
Hits .....	18 by Louisiana-Lafayette (5/23/04)
Runs Batted In.....	10 by Louisiana-Lafayette (5/23/04)
Doubles.....	5 by Louisiana-Lafayette (5/23/04)
Triples .....	1, 5x, last by Arizona (5/24/08)
Home Runs.....	2, 6x, last by Tulsa (5/16/09)
Walks Drawn .....	8 by UNLV (5/19/95)
Strikeouts.....	12 by Louisiana-Lafayette (5/21/05)
Stolen Bases.....	3 by Michigan (5/21/06)
Hit by Pitch.....	3 by Arizona (5/24/08)
Runners LOB.....	12 by Arizona (5/28/05)

### Fielding

Putouts .....	39 by LSU (5/26/01)
Assists .....	15, 2x, last by DePaul (5/26/07)
Errors.....	5 by UNI (5/17/96)
Double Plays Turned.....	2 by Arkansas (5/16/09)

### Pitching

Runs Allowed.....	21 by Arkansas (5/16/09)
Walks Allowed .....	10 by Texas A&M (5/17/02)
Strikeouts.....	19, 2x, last vs. Michigan (5/21/06)
Hits Allowed.....	23 by Arkansas (5/16/09)
Hit Batters.....	4 vs. Louisiana-Lafayette (5/23/04)

## NCAA TOURNAMENT RECORD VS. OPPONENTS

Alabama .....	1-0
Arizona.....	3-5
Arkansas .....	2-0
Bethune-Cookman.....	1-0
California.....	1-3
Cal State Northridge.....	1-0
Colgate.....	1-0
DePaul.....	0-2
Harvard .....	3-0
Iowa.....	0-2
Kent State .....	1-1
Lehigh .....	1-0
Long Beach State .....	1-0
Louisiana-Lafayette .....	2-1
LSU.....	0-2
Massachusetts.....	2-2
Michigan .....	1-2
Missouri State .....	1-0
North Carolina.....	1-0
North Dakota State.....	0-1
UNI.....	2-0
Northwestern.....	1-0
Oklahoma State .....	1-2
Oregon .....	3-0
Oregon State .....	3-0
USF.....	1-0
Southern Miss .....	1-1
Stanford .....	0-1
Temple .....	1-0
Texas.....	1-0
UT-Arlington .....	1-0
Texas A&M .....	2-0
Tulsa.....	0-1
UCLA .....	1-1
UNLV .....	1-2
Utah .....	2-0
Washington.....	3-1
Wichita State.....	1-0
<b>Total .....</b>	<b>48-30</b>

# NCAA TOURNAMENT RECORDS

## OKLAHOMA SINGLE GAME (INDIVIDUAL)

<i>Batting</i>	
Runs Scored .....	4, 2x, last by Katie Norris and Amber Flores vs. Arkansas (5/16/09)
Hits .....	4, 3x, last by Amber Flores vs. Arkansas (5/16/09)
Runs Batted In.....	6 by Lindsey Vandever vs. Arkansas (5/16/09)
Doubles.....	2, 2x, last by Samantha Ricketts vs. Arkansas (5/17/08)
Triples .....	1, 2x, last by Savannah Long vs. Kent State (5/20/06)
Home Runs.....	2 by Lindsey Vandever vs. Arkansas (5/16/09)
Walks Drawn.....	3, 3x, last by Amber Flores vs. Arkansas (5/17/08)
Stolen Bases.....	2 by Christy Ring vs. Southern Miss (5/27/00)

<i>Fielding</i>	
Putouts .....	19 by Lisa Carey vs. LSU (5/26/01)
Assists .....	6, 4x, last by Jessica Legendre vs. Oregon (5/16/08)

<i>Pitching</i>	
Innings Pitched .....	12.2 by Jennifer Stewart vs. LSU (5/26/01)
Runs Allowed .....	8 by Kami Keiter vs. Louisiana-Lafayette (5/23/04)
Walks Allowed .....	7 by D.J. Mathis at Arizona (5/23/08)
Strikeouts.....	12 by Kami Keiter vs. Louisiana-Lafayette (5/21/05)
Hits Allowed.....	12 by Kami Keiter vs. Louisiana-Lafayette (5/23/04)

## OPPONENT SINGLE GAME (INDIVIDUAL)

<i>Batting</i>	
Runs Scored .....	4 by Ashley Evans of Louisiana-Lafayette (5/23/04)
Hits .....	3, 13x, last by Miranda Dixon, Dayna Huckabee and Samantha Buckner of Arkansas (5/17/08)
Runs Batted In.....	4 by Fremin Shaunte of LSU (5/22/99)
Doubles.....	2 by Joy Webre of Louisiana-Lafayette (5/23/04)
Triples .....	1, 4x, last by Sandy Vojik of DePaul (5/27/07)
Home Runs.....	2, 2x, last by Whitney Cloer of Arkansas (5/16/09)
Walks Drawn.....	3, 4x, last by Kristie Fox of Arizona (5/28/05)
Stolen Bases.....	1, 11x, last by Lauren Schutzler of Arizona (5/23/08)

<i>Fielding</i>	
Putouts .....	19 by Becky Marx of Michigan (5/21/06)
Assists .....	7 by Meredith Bagley of Harvard (5/16/98)

<i>Pitching</i>	
Innings Pitched .....	13 by Britni Sneed of LSU (5/26/01)
Runs Allowed .....	11 by Miranda Dixon of Arkansas (5/16/09)
Walks Allowed .....	9 by Jessica Slataper of Texas A&M (5/17/02)
Strikeouts.....	19 by Britni Sneed of LSU (5/26/01)
Hits Allowed.....	18 by Miranda Dixon of Arkansas (5/16/09)



Jennifer Stump





# RECORD AGAINST CONFERENCES

## AMERICA EAST (4-1)

Boston University .....	2-1
Maine .....	2-0

## ATLANTIC 10 (17-4)

Massachusetts .....	6-3
Rhode Island .....	2-1
St. Joseph's (Pa.) .....	1-0
St. Louis .....	3-0
Temple .....	5-0

## ATLANTIC COAST (14-9)

Boston College .....	1-0
Florida State .....	5-6
North Carolina .....	7-0
North Carolina State .....	0-2
Virginia .....	1-1

## ATLANTIC SUN (3-0)

Lipscomb .....	2-0
Stetson .....	1-0

## BIG 12 (377-271)

Baylor .....	38-8
Iowa State .....	55-28
Kansas .....	46-40
Missouri .....	47-36
Nebraska .....	35-41
Oklahoma State .....	67-66
Texas .....	20-20
Texas A&M .....	37-28
Texas Tech .....	32-4

## BIG EAST (25-14)

Connecticut .....	3-0
DePaul .....	6-5
Louisville .....	2-2
Notre Dame .....	4-3
Providence .....	1-1
Rutgers .....	3-0
Seton Hall .....	1-0
South Florida .....	2-3
Syracuse .....	1-0
Villanova .....	2-0

## BIG SOUTH (0-2)

Winthrop .....	0-2
----------------	-----

## BIG TEN (49-31-2)

Illinois .....	4-1-1
Indiana .....	5-2-1
Iowa .....	7-4
Michigan .....	5-12
Michigan State .....	3-3
Minnesota .....	3-6
Northwestern .....	10-2
Ohio State .....	6-0
Penn State .....	2-0
Purdue .....	1-0
Wisconsin .....	3-1



Nicole Denes

## BIG WEST (31-16)

Cal Poly-SLO .....	4-0
Cal State Fullerton .....	3-9
Cal State Northridge .....	6-5
Long Beach State .....	9-0
Pacific .....	5-2
UC Riverside .....	2-0
UC Santa Barbara .....	2-0

## COLONIAL ATHLETIC (0-1)

Hofstra .....	0-1
---------------	-----

## CONFERENCE USA (44-12)

UAB .....	3-1
East Carolina .....	2-0
Houston .....	4-1
Memphis .....	2-0
Southern Mississippi .....	2-3
UTEP .....	2-0
Tulsa .....	31-7

## HORIZON LEAGUE (9-1)

Butler .....	3-0
Illinois-Chicago .....	4-1
Valparaiso .....	2-0

## INDEPENDENTS (2-0)

Utah Valley State .....	2-0
-------------------------	-----

## IVY GROUP (9-0)

Harvard .....	3-0
Pennsylvania .....	3-0
Princeton .....	2-0
Yale .....	1-0

## METRO ATLANTIC ATHLETIC (3-0)

Fairfield .....	2-0
Manhattan College .....	1-0

## MID-AMERICAN (18-12)

Ball State .....	1-0
Bowling Green .....	2-0
Central Michigan .....	3-4
Eastern Michigan .....	1-0
Kent State .....	5-0
Miami (Ohio) .....	0-1
Northern Illinois .....	7-2
Toledo .....	1-1
Western Michigan .....	1-4

## MID-EASTERN ATHLETIC (3-0)

Bethune-Cookman .....	1-0
Florida A&M .....	2-0

## MISSOURI VALLEY (98-35)

Creighton .....	16-11
Drake .....	4-0
Evansville .....	2-0
Illinois State .....	12-1
Indiana State .....	1-0
Missouri State .....	14-12
Northern Iowa .....	4-2
Southern Illinois .....	8-2
Wichita State .....	37-7

## MOUNTAIN WEST (48-19)

BYU .....	3-1
Colorado State .....	7-4
New Mexico .....	12-5
San Diego State .....	6-1
UNLV .....	8-3
Utah .....	12-5

## NORTHEAST (2-1)

Robert Morris .....	2-1
---------------------	-----

## OHIO VALLEY (8-1)

Eastern Illinois .....	1-0
Southeast Missouri .....	2-1
Southern Illinois-Edwardsville .....	1-0
Tennessee Tech .....	4-0

# RECORD AGAINST CONFERENCES

## PACIFIC COAST SOFTBALL (8-4)

Loyola-Marymount .....	2-0
Northern Colorado .....	1-0
Portland State .....	1-0
St. Mary's (Calif.) .....	1-2
Sacramento State .....	2-2
Santa Clara .....	1-0

## PACIFIC 10 (51-67)

Arizona .....	11-25
Arizona State .....	9-10
California .....	5-11
Oregon .....	8-4
Oregon State .....	9-2
Stanford .....	1-2
UCLA .....	2-7
Washington .....	6-6

## PATRIOT LEAGUE (3-0)

Colgate .....	1-0
Lehigh .....	2-0

## SOUTHEASTERN (39-20)

Alabama .....	2-4
Arkansas .....	15-2
Auburn .....	1-0
Florida .....	4-1
Georgia .....	1-0
Kentucky .....	4-0
LSU .....	5-6
Mississippi .....	3-0
Mississippi State .....	2-0
South Carolina .....	2-5
Tennessee .....	0-2

## SOUTHERN (4-0)

Appalachian State .....	1-0
Georgia Southern .....	1-0
Samford .....	2-0

## SOUTHLAND (82-31)

Central Arkansas .....	4-0
McNeese State .....	10-2
Nicholls State .....	5-1
Northwestern State .....	6-0
Sam Houston State .....	9-7
Southeastern Louisiana .....	3-0
Stephen F. Austin .....	12-0
Texas A&M-Corpus Christi .....	2-0
Texas-Arlington .....	23-19
Texas-San Antonio .....	3-1
Texas State .....	5-1

## SUMMIT LEAGUE (14-5)

Centenary .....	6-0
UMKC .....	3-0
North Dakota State .....	2-1
Southern Utah .....	2-0
Western Illinois .....	1-4

## SUN BELT (46-18)

Florida Atlantic .....	2-1
Florida International .....	3-2
Louisiana-Lafayette .....	9-13
Louisiana-Monroe .....	13-2
North Texas .....	17-0
Troy .....	2-0

## WESTERN ATHLETIC (36-28)

Fresno State .....	7-11
Hawai'i .....	2-2
Louisiana Tech .....	6-5
Nevada .....	2-0
New Mexico State .....	17-3
San Jose State .....	0-1
Utah State .....	2-6

## NON-DIVISION I\* (235-82)

Adelphi .....	1-0
Adrian College .....	1-0
Angelo State .....	2-0

Aquinas College .....	2-0
Barry .....	3-0
Birmingham Southern .....	2-0
Bryant College .....	1-0
Buena Vista .....	3-0
Cameron .....	13-1
Carthage .....	1-0
Central Arizona .....	1-1
Central Oklahoma .....	24-12
Chapman College .....	1-1
Eastern Oklahoma .....	4-0
Edinborough .....	1-0
Emporia State .....	2-1
Fullerton College .....	0-2
Grand Valley State .....	1-0
Kansas State .....	15-4
Kearney State .....	4-0
Keene State .....	1-0
Lady of the Lake .....	1-0
Madonna .....	2-0
Mesa CC .....	1-0
Metro State .....	1-0
Midwestern State .....	1-1
Minnesota-Duluth .....	1-0
Nebraska-Omaha .....	2-0
Nebraska Wesleyan .....	1-0
New Haven .....	1-0
New Mexico Highlands .....	1-0
Northeast Missouri .....	2-0
Northeast Oklahoma .....	3-0
Northern Arizona .....	0-1
Northwest Oklahoma .....	5-4
Northwood .....	3-0
Oklahoma Baptist .....	25-6
Oklahoma Christian .....	7-0
Oklahoma City .....	36-17
Phillips .....	2-0
Pima .....	1-0
Pittsburgh State .....	1-1
Quincy College .....	1-0
Regis .....	2-0
Saint Edwards .....	1-1
Saint Gregory's .....	3-0
Saint Thomas .....	1-0
Slippery Rock .....	1-0
Southwest Baptist .....	1-0
Southwest Oklahoma State .....	10-2
Tarkio .....	1-3
Tarleton State .....	1-0
Texas Lutheran .....	1-0
Texas Pan American .....	1-0
Texas Wesleyan .....	9-2
Texas Woman's .....	2-15
USAO .....	3-2
US International .....	3-0
Washburn .....	3-2
Wayne State .....	1-0
West Texas A&M .....	6-2
Wyoming .....	4-1

\* Teams may be a member of Division I in other sports but do not currently support a Division I softball program.



Lindsey Vandever



# SERIES BREAKDOWN

Opponent	Series Record	Home	Away	Neutral	First Meeting	Last Meeting
Adelphi	1-0	-	-	1-0		1990
Adrian College	1-0	-	-	1-0		1993
Alabama	2-4	-	-	2-4	1997	2006
UAB	3-1	1-1	-	2-0	2003	2009
Angelo State	2-0	-	-	2-0	1978	1979
Appalachian State	1-0	-	-	1-0		2005
Aquinas College	2-0	-	-	2-0	1992	1993
Arizona	11-25	2-1	4-15	5-9	1979	2008
Arizona State	9-10	0-4	3-1	6-5	1979	2009
Arkansas	15-2	8-1	5-1	2-0	2000	2009
Auburn	1-0	-	-	1-0		2002
Ball State	1-0	-	-	1-0		1994
Barry	3-0	-	-	3-0	1991	1992
Baylor	38-8	15-4	9-3	14-1	1979	2009
Bethune Cookman	1-0	-	-	1-0		2003
Birmingham Southern	2-0	2-0	-	-		2007
Boston College	1-0	-	-	1-0		1994
Boston University	2-1	-	-	2-1	1993	1998
Bowling Green	2-0	-	-	2-0	1994	2009
BYU	3-1	-	-	3-1	1986	2008
Bryant College	1-0	-	-	1-0		1992
Buena Vista	3-0	3-0	-	-	1981	1983
Butler	3-0	-	-	3-0	1991	1993
California	5-11	2-1	0-2	3-8	1980	2008
Cal Poly Pomona	2-2	-	2-0	0-2	1981	1986
Cal Poly-San Luis Obispo	4-0	-	-	4-0	2006	2009
Cal State Fullerton	3-9	1-0	1-6	1-3	1981	2009
Cal State Northridge	6-5	1-0	2-2	3-3	1981	2008
Cameron	13-1	10-0	3-1	-	1979	1993
Carthage	1-0	1-0	-	-		1981
Centenary	6-0	4-0	-	-	2004	2007
Central Arizona	1-1	-	1-1	-		1995
Central Arkansas	4-0	4-0	-	-	2006	2008
Central Michigan	3-4	0-3	-	3-1	1982	2004
Central Oklahoma	24-12	10-7	10-4	4-1	1975	1991
Chapman College	1-1	-	1-1	-		1981
Colgate	1-0	-	-	1-0		2007
Colorado State	7-4	3-0	0-4	4-0	1980	2008
Connecticut	3-0	-	-	3-0	1994	2002
Creighton	16-11	12-4	0-1	4-6	1980	2009
DePaul	6-5	0-2	-	5-4	1992	2009
Drake	4-0	3-0	-	1-0	2002	2008
East Carolina	2-0	-	-	2-0	1993	1994
Eastern Illinois	1-0	-	-	1-0		1995
Eastern Michigan	1-0	-	-	1-0		1990
Eastern Oklahoma	4-0	4-0	-	-		1991
Edinburgh	1-0	-	-	1-0		1993
Emporia State	2-1	2-0	-	0-1	1977	1979
Evansville	2-0	2-0	-	-		2007
Fairfield	2-0	-	-	2-0	1991	1992
Florida	4-1	-	1-0	3-1	1998	2005
Florida A&M	2-0	-	-	2-0		1990
Florida Atlantic	1-2	-	-	1-2	2002	2005
Florida International	3-2	-	2-0	1-2	1992	2007
Florida State	5-6	-	0-1	5-5	1987	2009
Fresno State	7-11	2-1	1-4	4-6	1986	2008
Fullerton College	0-2	-	0-2	-		1981
Georgia	1-0	-	-	1-0		2008
Georgia State	1-0	1-0	-	-		1992
Grand Valley State	1-0	-	-	1-0		1993
Harvard	3-0	1-0	-	2-0	1998	2000
Hawai'i	2-2	-	1-1	1-1	1993	2009
Hofstra	0-1	-	-	0-1		1996
Houston	4-1	-	4-1	-	2004	2009
Illinois	4-1-1	-	-	4-1-1	1993	2008
Illinois-Chicago	4-1	-	-	4-1	1997	2005
Illinois State	12-1	5-1	-	7-0	1979	2007
Indiana	5-2-1	1-2-1	2-0	2-0	1979	2006

Opponent	Series Record	Home	Away	Neutral	First Meeting	Last Meeting
Indiana State	1-0	-	-	1-0		2001
Iowa	7-4	3-1	1-2	3-1	1979	1996
Iowa State	55-28	17-12	23-8	15-8	1978	2009
Kansas	46-40	22-12	12-10	12-18	1978	2009
Kansas State	15-4	0-1	2-0	7-3	1977	1986
Kearney State	4-0	1-0	-	3-0	1980	1991
Keene State	1-0	-	-	1-0		1993
Kent State	5-0	3-0	-	2-0	1994	2006
Kentucky	4-0	-	-	4-0	2000	2006
Lady of the Lake	1-0	-	-	1-0		1980
Lehigh	2-0	1-0	-	1-0	2001	2005
Lipscomb	2-0	2-0	-	-		2005
Long Beach State	9-0	1-0	4-0	4-0	1983	2006
Louisiana-Lafayette	9-13	3-0	2-7	4-6	1990	2009
Louisiana-Monroe	13-2	3-1	2-1	8-0	1986	2002
Louisiana Tech	6-5	2-1	1-1	3-3	1981	2001
Louisville	2-2	1-1	-	1-1	2004	2007
Loyola-Marymount	2-0	-	-	2-0	2002	2007
LSU	5-6	1-3	1-1	3-2	1980	2009
Madonna	2-0	-	-	2-0	1993	1994
Maine	2-0	-	-	2-0	1990	1991
Manhattan College	1-0	-	-	1-0		1992
Massachusetts	6-3	-	2-2	4-1	1989	2009
McNeese State	10-2	5-1	-	5-1	1979	2008
Memphis	2-0	2-0	-	-		2008
Mesa CC	1-0	-	-	1-0		1984
Metro State	1-0	-	-	1-0		1985
Miami (Ohio)	0-1	-	-	0-1		1992
Michigan	5-12	-	0-2	5-10	1986	2006
Michigan State	3-3	1-2	-	2-1	1980	2005
Midwestern State	1-1	1-1	-	-		1982
Minnesota	3-6	2-2	-	1-4	1978	2007
Minnesota-Duluth	1-0	1-0	-	-		1981
Mississippi	3-0	1-0	-	2-0	1997	2000
Mississippi State	2-0	-	-	2-0	1983	2000
Missouri	47-36	11-17	24-9	12-10	1977	2009
UMKC	3-0	3-0	-	-	2003	2007
Missouri State	14-12	9-3	4-4	1-5	1975	2008
Nebraska	35-41	14-13	7-11	14-17	1977	2009
Nebraska-Omaha	2-0	1-0	-	1-0	1979	1983
Nebraska Wesleyan	1-0	-	1-0	-		1991
Nevada	2-0	-	-	2-0	2008	2009
New Haven	1-0	-	-	1-0		1991
New Mexico	12-5	7-1	1-4	4-0	1979	2004
New Mexico Highlands	1-0	-	-	1-0		1984
New Mexico State	17-3	1-1	6-0	10-2	1979	2001
Nicholls State	5-1	3-0	-	2-1	1987	2005
North Carolina	7-0	4-0	-	3-0	1992	2004
N.C. State	0-2	-	-	0-2	2007	2009
North Dakota State	2-1	2-1	-	-	2006	2009
North Texas	17-0	13-0	4-0	-	1987	2009
Northeast Missouri	2-0	-	-	2-0	1981	1983
NE Oklahoma	3-0	2-0	-	1-0	1976	1981
Northern Arizona	0-1	-	-	0-1		1985
Northern Colorado	1-0	1-0	-	-		1985
Northern Illinois	7-2	2-1	0-1	5-0	1983	1997
Northern Iowa	4-2	4-1	-	0-1	1975	2009
Northwest Missouri	2-0	-	-	2-0	1981	1982
Northwestern	10-2	2-1	-	8-1	1978	2009
NW Oklahoma	5-4	2-2	2-0	1-2	1976	1981
Northwestern State	6-0	5-0	-	1-0	1996	2007
Northwood	3-0	-	-	3-0	1991	1994
Notre Dame	4-3	-	-	4-3	1992	2009
Ohio State	6-0	4-0	-	2-0	1979	2007
Oklahoma Baptist	25-6	10-5	15-1	-	1975	1994
Oklahoma Christian	7-0	5-0	1-0	1-0	1981	2004
Oklahoma City	36-17	19-11	15-5	2-1	1981	2006
Oklahoma State	67-66	30-22	25-29	12-15	1975	2009





# SERIES BREAKDOWN

Opponent	Series Record	Home	Away	Neutral	First Meeting	Last Meeting
Oregon	8-4	3-0	-	5-4	1980	2008
Oregon State	9-2	2-0	-	7-2	1995	2007
Pacific	5-2	-	-	5-2	1985	2008
Pennsylvania	3-0	-	-	3-0	1992	1994
Penn State	2-0	-	-	2-0	1993	2000
Phillips	2-0	1-0	-	1-0		1975
Pima	1-0	-	-	1-0		1985
Pittsburgh State	1-1	0-1	-	1-0	1980	1981
Portland State	1-0	-	-	1-0		1980
Princeton	2-0	-	-	2-0	1987	2008
Providence	1-1	-	-	1-1	1993	1994
Purdue	1-0	-	-	1-0		2000
Quincy College	1-0	1-0	-	-		1987
Regis	2-0	-	2-0	-		1992
Rhode Island	2-1	0-1	-	2-0	1982	1992
Robert Morris	2-1	1-1	-	1-0	1992	1994
Rutgers	3-0	1-0	-	2-0	1981	2002
Saint Edwards	1-1	-	-	1-1		1991
Saint Gregory's	3-0	3-0	-	-	2003	2008
Saint Joseph's (Pa.)	1-0	-	-	1-0	1992	
Saint Louis	3-0	1-0	-	2-0	1983	2009
Saint Mary's (Calif.)	1-2	-	-	1-2	1979	1987
Saint Thomas	1-0	-	-	1-0		1994
Sacramento State	2-2	-	1-2	1-0	1992	2008
Sam Houston State	9-7	3-3	2-1	4-3	1978	2005
Samford	2-0	-	-	2-0	1991	1992
San Diego State	6-1	-	1-1	5-0	1998	2008
San Jose State	0-1	-	-	0-1		1988
Santa Clara	1-0	-	-	1-0		1988
Seton Hall	1-0	-	-	1-0		2005
Slippery Rock	1-0	-	-	1-0		1994
South Carolina	2-5	0-1	-	2-4	1983	2008
South Florida	2-3	-	0-2	2-1	1991	2003
Southeast Missouri	2-1	1-1	-	1-0	1980	1981
Southeastern Louisiana	3-0	-	-	3-0	1991	2004
Southern Illinois	8-2	6-0	-	2-2	1978	1997
SIU-Edwardsville	1-0	1-0	-	-		1985
Southern Mississippi	2-3	0-1	-	2-2	1999	2001
Southern Utah	2-0	-	-	2-0	1995	2006
Southwest Baptist	1-0	-	-	1-0		1975
SW Oklahoma State	10-2	3-2	5-0	2-0	1975	1979
Stanford	1-2	-	-	1-2	2000	2008
Stephen F. Austin	12-0	3-0	1-0	8-0	1979	2009
Stetson	1-0	-	-	1-0		1990
Syracuse	1-0	-	-	1-0		2005
Tarkio	1-3	1-1	-	0-2	1977	1979
Tarleton State	1-0	-	-	1-0		1997
Temple	5-0	2-0	-	3-0	1993	2007
Tennessee	0-2	0-2	-	-		2009
Tennessee Tech	4-0	-	-	4-0	1991	2000
Texas	20-20	9-6	5-7	6-7	1997	2009
Texas A&M	37-28	16-7	8-11	13-10	1977	2009
Texas A&M-Corpus Christi	2-0	2-0	-	-		2002
Texas-Arlington	23-19	11-5	6-11	6-2	1976	2008
UTEP	2-0	2-0	-	-		2005
Texas Lutheran	1-0	-	-	1-0		1997
Texas-Pan American	1-0	-	-	1-0		1980
Texas-San Antonio	3-1	1-0	-	3-0	1996	2002
Texas State	5-1	1-1	-	4-0	1987	2009
Texas Tech	32-4	15-2	12-0	5-2	1977	2009
Texas Wesleyan	9-2	2-0	-	7-2	1978	1991
Texas Woman's	2-15	0-1	0-2	2-12	1975	1981
Toledo	1-1	-	-	1-1	1990	1992
Troy	2-0	2-0	-	-		2006
Tulsa	31-7	12-3	11-4	8-0	1994	2009
UCLA	2-7	-	1-3	1-4	1981	2008
UC Riverside	2-0	-	-	2-0		2003
UC Santa Barbara	2-0	-	-	2-0	2006	2008

Opponent	Series Record	Home	Away	Neutral	First Meeting	Last Meeting
UNLV	8-3	-	3-0	5-3	1982	2006
USAO	3-2	3-1	0-1	-	1975	1976
US International	3-0	2-0	-	1-0	1983	1986
Utah	12-5	2-1	-	10-4	1982	2006
Utah State	2-6	0-2	0-1	2-3	1985	2001
Utah Valley State	2-0	2-0	-	-		2006
Valparaiso	2-0	2-0	-	-		2005
Villanova	2-0	-	-	2-0	1994	2003
Virginia	1-1	-	-	1-1	1990	1994
Washburn	3-2	-	3-2	-	1991	1994
Washington	6-6	2-0	-	4-6	1995	2006
Wayne State	1-0	-	-	1-0		1978
West Texas A&M	6-2	1-1	2-0	3-1	1979	1982
Western Illinois	1-4	0-3	-	1-1	1980	1991
Western Michigan	1-4	0-4	-	1-0	1981	2001
Wichita State	37-7	16-3	11-4	10-0	1975	2007
Winthrop	0-2	-	-	0-2	1990	1993
Wisconsin	3-1	2-0	-	1-1	1990	1993
Wyoming	4-1	3-1	-	1-0	1978	1981
Yale	1-0	-	-	1-0		1994



# SERIES RESULTS

## ADELPHI (Oklahoma leads 1-0)

3-16-90	Tallahassee, Fla.	W	4-2
---------	-------------------	---	-----

## ADRIAN COLLEGE (Oklahoma leads 1-0)

3-5-93	Fort Myers, Fla.	W	12-2
--------	------------------	---	------

## ALABAMA (Alabama leads 4-2)

2-15-97	Houston, Texas	W	12-0
2-22-02	Columbus, Ga.	L	1-6
5-24-03	Oklahoma City, Okla.	W	6-3 (9)
2-11-05	Houston, Texas	L	0-2
3-16-06	Fullerton, Calif.	L	0-5
2-21-09	Cathedral City, Calif.	L	3-4

## ALABAMA-BIRMINGHAM (Oklahoma leads 3-1)

2-14-03	Norman, Okla.	W	7-0
2-14-03	Norman, Okla.	L	5-6
2-6-09	Honolulu, Hawai'i	W	18-0 (5)
2-7-09	Honolulu, Hawai'i	W	13-1 (5)

## ANGELO STATE (Oklahoma leads 2-0)

5-4-78	Denton, Texas	W	10-1
9-15-79	College Station, Texas	W	12-3

## APPALACHIAN STATE (Oklahoma leads 1-0)

2-4-05	Clearwater, Fla.	W	6-2
--------	------------------	---	-----

## AQUINAS COLLEGE (Oklahoma leads 2-0)

3-9-92	Fort Myers, Fla.	W	9-0
3-6-93	Fort Myers, Fla.	W	3-2

## ARIZONA (Arizona leads 25-11)

3-14-79	Tucson, Ariz.	L	3-4
3-14-79	Tucson, Ariz.	W	4-3
3-15-80	Las Cruces, N.M.	W	10-2
3-17-83	Norman, Okla.	W	2-1
3-24-84	Fullerton, Calif.	L	1-2
3-15-85	Norman, Okla.	W	1-0
3-8-86	Albuquerque, N.M.	W	1-0
3-19-87	Houston, Texas	L	0-10
3-5-88	Las Cruces, N.M.	L	2-9
2-15-90	Tucson, Ariz.	L	0-8
2-24-95	College Station, Texas	L	1-12
2-25-95	College Station, Texas	L	2-8
3-10-95	Tucson, Ariz.	L	0-7
3-10-95	Tucson, Ariz.	L	5-13
3-11-95	Tucson, Ariz.	L	1-19
3-12-95	Tucson, Ariz.	L	3-11
3-8-96	Tucson, Ariz.	L	0-10
3-10-96	Tucson, Ariz.	L	0-10
3-21-96	Fullerton, Calif.	L	1-2
3-6-98	Tucson, Ariz.	L	4-6
3-6-98	Tucson, Ariz.	W	4-3
2-20-00	Tucson, Ariz.	L	0-6
5-28-00	Oklahoma City, Okla.	W	1-0
3-4-01	Tucson, Ariz.	L	2-6
5-25-01	Oklahoma City, Okla.	L	4-5 (8)
4-17-02	Oklahoma City, Okla.	L	0-1 (9)
3-19-04	Fullerton, Calif.	L	1-9
5-22-04	Tucson, Ariz.	W	3-2
3-19-05	Fullerton, Calif.	L	0-4
5-27-05	Tucson, Ariz.	L	0-6
5-28-05	Tucson, Ariz.	L	6-7
3-15-07	Fullerton, Calif.	W	6-1
3-18-07	Fullerton, Calif.	W	11-0
5-23-08	Tucson, Ariz.	L	1-3



Haley Anderson

5-24-08	Tucson, Ariz.	W	2-0
5-24-08	Tucson, Ariz.	L	2-5

## ARIZONA STATE (Arizona State leads 10-9)

3-15-79	Tempe, Ariz.	L	0-3
3-14-80	Las Cruces, N.M.	W	4-1
3-15-80	Las Cruces, N.M.	W	5-2
4-10-81	College Station, Texas	L	0-4
3-16-82	Norman, Okla.	L	0-2
3-17-82	Norman, Okla.	L	0-1
3-13-84	Norman, Okla.	L	2-5
3-12-85	Norman, Okla.	L	1-2 (8)
3-23-85	Fullerton, Calif.	W	3-2
3-19-87	Houston, Texas	L	4-12
3-4-88	Las Cruces, N.M.	L	2-3
3-25-88	Sunnyvale, Calif.	L	3-4
3-3-89	Las Cruces, N.M.	L	1-2
2-28-03	Tempe, Ariz.	W	7-2
3-1-03	Tempe, Ariz.	W	6-0
3-3-03	Tempe, Ariz.	W	8-5
3-13-03	Fullerton, Calif.	W	5-3
3-17-05	Fullerton, Calif.	W	6-1
2-20-09	Cathedral City, Calif.	W	8-6

## ARKANSAS (Oklahoma leads 15-2)

2-13-00	Arlington, Texas	W	5-3
2-23-00	Norman, Okla.	W	3-0
2-23-00	Norman, Okla.	W	6-2
2-10-01	Arlington, Texas	W	8-1
2-20-01	Fayetteville, Ark.	W	2-0
2-20-01	Fayetteville, Ark.	W	3-2
3-2-05	Norman, Okla.	W	12-0 (5)
3-2-05	Norman, Okla.	W	8-0 (6)
5-1-06	Fayetteville, Ark.	W	5-4
5-1-06	Fayetteville, Ark.	W	5-0
2-28-07	Norman, Okla.	W	14-0
2-28-07	Norman, Okla.	W	10-2
4-7-08	Fayetteville, Ark.	L	2-3
4-7-08	Fayetteville, Ark.	W	3-2
5-17-08	Norman, Okla.	W	6-5 (11)
4-8-09	Norman, Okla.	L	9-11
5-16-09	Norman, Okla.	W	21-2

## AUBURN (Oklahoma leads 1-0)

3-1-02	Miami, Fla.	W	6-2
--------	-------------	---	-----

## BALL STATE (Oklahoma leads 1-0)

3-11-94	Tampa, Fla.	W	1-0
---------	-------------	---	-----

## BARRY (Oklahoma leads 3-0)

3-16-91	Fort Myers, Fla.	W	8-7
3-16-91	Fort Myers, Fla.	W	5-4
3-9-92	Fort Myers, Fla.	W	8-0

## BAYLOR (Oklahoma leads 38-8)

9-21-79	Denton, Texas	L	0-2
9-29-79	Nacogdoches, Texas	W	5-1
9-12-80	San Antonio, Texas	W	4-1
9-19-80	Nacogdoches, Texas	W	8-1
9-27-80	Denton, Texas	W	7-1
3-17-83	Norman, Okla.	L	3-5
3-20-87	Houston, Texas	W	6-3
4-24-87	Stillwater, Okla.	W	10-1
4-25-87	Stillwater, Okla.	W	2-1
3-5-88	Las Cruces, N.M.	W	3-0
3-10-88	Norman, Okla.	L	2-3
3-9-97	Oklahoma City, Okla.	W	3-0
3-15-97	Houston, Texas	W	3-0
3-15-97	Houston, Texas	W	3-1
4-5-97	Norman, Okla.	W	1-0
4-5-97	Norman, Okla.	W	2-0
3-13-98	Norman, Okla.	W	5-4
3-14-98	Norman, Okla.	W	9-0
4-4-98	Waco, Texas	W	5-1
4-4-98	Waco, Texas	W	5-3
5-1-98	Oklahoma City, Okla.	W	3-2
3-6-99	Norman, Okla.	W	6-1
3-6-99	Norman, Okla.	W	4-2
4-21-00	Waco, Texas	W	6-0
4-22-00	Waco, Texas	W	8-1
3-2-01	Tucson, Ariz.	W	2-1
4-21-01	Norman, Okla.	W	16-0 (5)
4-22-01	Norman, Okla.	W	7-1
4-27-02	Waco, Texas	W	5-1 (10)
4-28-02	Waco, Texas	W	2-0
3-29-03	Norman, Okla.	W	2-0

# SERIES RESULTS

3-30-03	Norman, Okla.	W	3-0
5-3-03	Oklahoma City, Okla.	W	1-0
3-29-04	Waco, Texas	L	1-3 (10)
3-29-04	Waco, Texas	L	1-4
5-13-04	Oklahoma City, Okla.	W	5-2
4-18-05	Norman, Okla.	W	2-0
4-18-05	Norman, Okla.	L	5-6
4-10-06	Waco, Texas	W	9-7
4-10-06	Waco, Texas	L	1-5
4-18-07	Norman, Okla.	W	3-2 (8)
4-18-07	Norman, Okla.	W	7-4
4-30-08	Waco, Texas	W	4-0
4-30-08	Waco, Texas	W	9-4
4-1-09	Norman, Okla.	L	0-5
4-1-09	Norman, Okla.	W	4-0

## BETHUNE COOKMAN (Oklahoma leads 1-0)

5-15-03	Gainesville, Fla.	W	5-1
---------	-------------------	---	-----

## BIRMINGHAM SOUTHERN (Oklahoma leads 2-0)

2-16-07	Norman, Okla.	W	14-1
2-18-07	Norman, Okla.	W	17-0

## BOSTON COLLEGE (Oklahoma leads 1-0)

3-6-94	Gainesville, Fla.	W	2-1
--------	-------------------	---	-----

## BOSTON UNIVERSITY (Oklahoma leads 2-1)

3-8-93	Fort Myers, Fla.	L	2-4
3-7-94	Gainesville, Fla.	W	1-0
2-28-98	Columbus, Ga.	W	5-0

## BOWLING GREEN (Oklahoma leads 2-0)

3-25-94	Sacramento, Calif.	W	7-2
3-15-09	Fullerton, Calif.	W	8-0 (5)

## BYU (Oklahoma leads 3-1)

3-7-86	Albuquerque, N.M.	W	1-0
4-24-86	Logan, Utah	L	0-1
2-9-01	Arlington, Texas	W	6-3
2-15-08	Las Vegas, Nev.	W	8-5

## BRYANT COLLEGE (Oklahoma leads 1-0)

3-8-92	Fort Myers, Fla.	W	4-1
--------	------------------	---	-----

## BUENA VISTA COLLEGE (Oklahoma leads 3-0)

3-16-81	Norman, Okla.	W	6-5
3-17-81	Norman, Okla.	W	11-1
3-22-83	Norman, Okla.	W	10-0

## BUTLER (Oklahoma leads 3-0)

3-17-91	Fort Myers, Fla.	W	3-0
3-8-92	Fort Myers, Fla.	W	17-0
3-7-93	Fort Myers, Fla.	W	9-0

## CALIFORNIA (California leads 11-5)

3-20-80	Norman, Okla.	W	2-0
4-25-80	Berkely, Calif.	L	1-2
4-26-80	Berkely, Calif.	L	0-1
3-20-81	Norman, Okla.	W	2-1
3-25-81	Norman, Okla.	L	0-1
5-22-81	Oklahoma City, Okla.	L	1-4
3-26-88	Sunnyvale, Calif.	L	5-11
3-25-93	San Jose, Calif.	L	0-1
3-27-94	Sacramento, Calif.	L	5-6
2-27-98	Columbus, Ga.	W	1-0
5-23-00	Oklahoma City, Okla.	W	2-1

5-23-02	Oklahoma City, Okla.	L	2-4
5-24-03	Oklahoma City, Okla.	L	2-5
5-28-04	Oklahoma City, Okla.	L	1-2 (8)
2-24-07	Palm Springs, Calif.	W	11-3
3-15-08	Sacramento, Calif.	L	0-2

## CAL POLY-POMONA (Series tied 2-2)

3-10-81	Pomona, Calif.	W	3-1
3-10-81	Pomona, Calif.	W	5-2
3-22-85	Fullerton, Calif.	L	0-1 (9)
3-22-86	Fullerton, Calif.	L	0-1

## CAL POLY-SAN LUIS OBISPO (Oklahoma leads 4-0)

2-25-06	Palm Springs, Calif.	W	5-2
2-17-08	Las Vegas, Nev.	W	3-2
3-14-08	Sacramento, Calif.	W	5-4 (8)
2-20-09	Cathedral City, Calif.	W	3-2

## CAL STATE FULLERTON (Fullerton leads 9-3)

3-12-81	Fullerton, Calif.	L	0-6 (11)
3-12-81	Fullerton, Calif.	L	0-1
4-11-81	College Station, Texas	L	0-3
3-23-84	Fullerton, Calif.	L	0-1
3-3-88	Las Cruces, N.M.	L	0-5
2-16-90	Tucson, Ariz.	L	0-7
3-19-99	Fullerton, Calif.	W	5-3
2-25-00	Norman, Okla.	W	8-0 (5)
3-14-02	Fullerton, Calif.	L	0-6
2-23-03	Columbus, Ga.	W	3-0
2-9-08	Fullerton, Calif.	L	2-10 (5)
3-14-09	Fullerton, Calif.	L	3-4

## CAL STATE NORTHRIDGE (Oklahoma leads 6-5)

3-11-81	Northridge, Calif.	W	4-0
3-11-81	Northridge, Calif.	L	1-3
4-16-82	Las Vegas, Nev.	L	1-4
4-16-82	Las Vegas, Nev.	L	1-2
3-19-86	Northridge, Calif.	W	1-0
3-19-86	Northridge, Calif.	L	1-2
3-2-96	Columbus, Ga.	L	1-8
5-19-00	Norman, Okla.	W	2-1
3-14-03	Fullerton, Calif.	W	1-0
3-17-07	Fullerton, Calif.	W	8-0
2-15-08	Las Vegas, Nev.	W	5-1

## CAMERON (Oklahoma leads 13-1)

4-22-79	Norman, Okla.	W	7-1
3-21-88	Norman, Okla.	W	7-0
3-21-88	Norman, Okla.	W	16-1
4-4-91	Lawton, Okla.	W	18-0
4-4-91	Lawton, Okla.	L	0-3
4-23-91	Norman, Okla.	W	9-3
4-23-91	Norman, Okla.	W	10-3
3-19-92	Lawton, Okla.	W	12-0
3-19-92	Lawton, Okla.	W	7-0
4-21-92	Norman, Okla.	W	8-1
4-21-92	Norman, Okla.	W	11-0
4-21-92	Norman, Okla.	W	8-0
4-20-93	Norman, Okla.	W	7-0
4-20-93	Norman, Okla.	W	11-0

## CARTHAGE COLLEGE (Oklahoma leads 1-0)

3-25-81	Norman, Okla.	W	3-2
---------	---------------	---	-----

## CENTENARY (Oklahoma leads 6-0)

2-7-04	Baton Rouge, La.	W	8-0
2-8-04	Baton Rouge, La.	W	9-1
3-14-04	Norman, Okla.	W	6-0
3-14-04	Norman, Okla.	W	9-0
3-9-07	Norman, Okla.	W	6-1
3-10-07	Norman, Okla.	W	11-1

## CENTRAL ARIZONA (Series tied 1-1)

3-13-95	Coolidge, Ariz.	W	6-2
3-13-95	Coolidge, Ariz.	L	0-2

## CENTRAL ARKANSAS (Oklahoma leads 4-0)

2-15-06	Norman, Okla.	W	8-1
2-15-06	Norman, Okla.	W	9-0
3-28-07	Norman, Okla.	W	7-3
3-26-08	Norman, Okla.	W	23-1 (5)

## CENTRAL MICHIGAN (Central Michigan leads 4-3)

5-21-82	Norman, Okla.	L	1-3
3-15-83	Mount Pleasant, Mich.	W	1-0 (8)
3-6-86	Albuquerque, N.M.	W	6-2
3-14-86	Norman, Okla.	L	1-5
3-14-87	Norman, Okla.	L	2-9
2-27-04	Columbus, Ga.	L	2-3
2-29-04	Columbus, Ga.	W	8-2



OU with the U.S. National Team in 2008





# SERIES RESULTS



Katie Overton

## CENTRAL OKLAHOMA (Oklahoma leads 24-12)

4-1-75	Edmond, Okla.	W	8-6
4-1-75	Edmond, Okla.	W	4-1
3-23-76	Norman, Okla.	L	8-13
3-27-76	Ada, Okla.	W	14-3
4-9-76	Norman, Okla.	L	11-18
4-23-76	Norman, Okla.	W	6-5
3-17-77	Norman, Okla.	L	4-11
3-17-77	Norman, Okla.	L	3-13
4-2-77	Edmond, Okla.	L	3-6
4-13-77	Weatherford, Okla.	W	8-5
4-29-77	Oklahoma City, Okla.	W	5-0
3-9-78	Edmond, Okla.	W	16-3
4-19-78	Norman, Okla.	W	6-4
3-8-79	Edmond, Okla.	W	9-1
3-8-79	Edmond, Okla.	W	13-0
3-27-79	Norman, Okla.	W	18-0
3-27-79	Norman, Okla.	W	6-0
5-4-79	Norman, Okla.	W	8-0
3-31-80	Norman, Okla.	L	4-5
4-7-81	Norman, Okla.	W	5-4
4-7-81	Norman, Okla.	L	2-4
4-25-81	Edmond, Okla.	W	4-1
3-30-82	Edmond, Okla.	W	5-2
3-30-82	Edmond, Okla.	L	4-5
4-26-83	Norman, Okla.	L	2-3
4-26-83	Norman, Okla.	W	7-0
3-3-87	Edmond, Okla.	L	1-2
3-3-87	Edmond, Okla.	W	9-1
4-27-88	Edmond, Okla.	W	1-0
2-28-89	Norman, Okla.	W	2-0
2-28-89	Norman, Okla.	W	9-0
3-29-89	Edmond, Okla.	L	2-3
3-29-89	Edmond, Okla.	W	11-0
3-31-90	Norman, Okla.	W	6-1
3-28-91	Oklahoma City, Okla.	W	7-6
3-28-91	Oklahoma City, Okla.	L	0-1

## CHAPMAN COLLEGE (Series tied 1-1)

3-8-81	Orange, Calif.	W	3-1
3-8-81	Orange, Calif.	L	1-2

## COLGATE (Oklahoma leads 1-0)

5-18-07	Amherst, Mass.	W	5-2
---------	----------------	---	-----

## COLORADO STATE (Oklahoma leads 7-4)

3-14-80	Las Cruces, N.M.	W	8-2
3-6-86	Albuquerque, N.M.	W	8-0
3-28-92	San Jose, Calif.	W	6-3
4-25-92	Fort Collins, Colo.	L	0-4
4-25-92	Fort Collins, Colo.	L	0-5
4-26-92	Fort Collins, Colo.	L	0-1
4-26-92	Fort Collins, Colo.	L	0-2
2-20-99	Norman, Okla.	W	5-3
2-20-99	Norman, Okla.	W	5-0
3-11-00	Norman, Okla.	W	9-0
3-14-08	Sacramento, Calif.	W	13-4

## CONNECTICUT (Oklahoma leads 3-0)

3-26-94	Sacramento, Calif.	W	4-1
2-28-97	Columbus, Ga.	W	9-0
3-2-02	Miami, Fla.	W	4-2

## CREIGHTON (Oklahoma leads 16-11)

3-12-80	Las Cruces, N.M.	L	0-4
5-5-80	Norman, Okla.	L	0-3
4-4-81	Springfield, Mo.	L	3-4
4-4-81	Springfield, Mo.	W	1-0
9-18-81	Ames, Iowa	L	0-3
4-4-82	Springfield, Mo.	L	0-7
5-8-83	Omaha, Neb.	L	0-1
3-10-88	Norman, Okla.	L	0-1
3-10-89	Norman, Okla.	L	2-4
3-12-89	Norman, Okla.	L	0-3
3-18-89	San Jose, Calif.	L	0-6
3-8-91	Tampa, Fla.	L	1-4
3-28-92	San Jose, Calif.	W	2-1
2-19-94	Arlington, Texas	W	7-5
2-20-98	Norman, Okla.	W	4-3 (8)
2-22-98	Norman, Okla.	W	4-0
2-19-99	Norman, Okla.	W	12-0
2-19-99	Norman, Okla.	W	4-2
2-27-00	Norman, Okla.	W	2-0
2-17-01	Norman, Okla.	W	11-3
3-3-01	Tucson, Ariz.	W	11-3 (6)
2-15-02	Norman, Okla.	W	6-1

3-9-02	Norman, Okla.	W	8-0
3-10-02	Norman, Okla.	W	8-0
2-18-05	Norman, Okla.	W	8-0 (6)
2-19-05	Norman, Okla.	W	14-2 (5)
3-1-09	Norman, Okla.	W	5-3

## DEPAUL (DePaul leads 6-5)

2-23-92	Lafayette, La.	L	3-5
3-9-96	Tucson, Ariz.	W	2-1
3-22-96	Fullerton, Calif.	L	4-6
3-16-00	Fullerton, Calif.	W	5-4
3-17-01	Fullerton, Calif.	L	2-3
2-28-04	Columbus, Ga.	W	5-1
2-6-05	Clearwater, Fla.	L	1-4
3-18-07	Fullerton, Calif.	W	3-2 (8)
5-26-07	Norman, Okla.	L	0-3
5-27-07	Norman, Okla.	L	2-7
3-13-09	Fullerton, Calif.	W	5-2

## DRAKE (Oklahoma leads 4-0)

2-16-02	Norman, Okla.	W	15-0
3-6-05	Las Vegas, Nevada	W	10-0 (5)
3-8-08	Norman, Okla.	W	8-0
3-9-08	Norman, Okla.	W	8-0 (5)

## EAST CAROLINA (Oklahoma leads 2-0)

3-14-93	Tampa, Fla.	W	2-1
3-13-94	Tampa, Fla.	W	11-1

## EASTERN ILLINOIS (Oklahoma leads 1-0)

4-8-95	Springfield, Mo.	W	8-2
--------	------------------	---	-----

## EASTERN MICHIGAN (Oklahoma leads 1-0)

3-10-90	Tampa, Fla.	W	9-7
---------	-------------	---	-----

## EASTERN OKLAHOMA (Oklahoma leads 4-0)

3-5-91	Norman, Okla.	W	10-2
3-5-91	Norman, Okla.	W	7-0
3-20-91	Norman, Okla.	W	12-0
3-20-91	Norman, Okla.	W	11-1

## EDINBUROUGH (Oklahoma leads 1-0)

3-7-93	Fort Myers, Fla.	W	13-0
--------	------------------	---	------

## EMPORIA STATE (Oklahoma leads 2-1)

4-2-77	Edmond, Okla.	L	1-6
4-3-79	Norman, Okla.	W	5-4
4-3-79	Norman, Okla.	W	4-0

## EVANSVILLE (Oklahoma leads 2-0)

3-8-07	Norman, Okla.	W	6-2
3-9-07	Norman, Okla.	W	6-0

## FAIRFIELD (Oklahoma leads 2-0)

3-14-91	Fort Myers, Fla.	W	12-1
3-9-92	Fort Myers, Fla.	W	7-2

## FLORIDA (Oklahoma leads 4-1)

2-28-98	Columbus, Ga.	W	1-0
3-20-98	Fullerton, Calif.	W	8-0
3-19-99	Fullerton, Calif.	W	5-1
2-8-03	Gainesville, Fla.	W	2-0
2-5-05	Clearwater, Fla.	L	0-3

## FLORIDA A&M (Oklahoma leads 2-0)

3-15-90	Tallahassee, Fla.	W	3-1
3-15-90	Tallahassee, Fla.	W	13-1

# SERIES RESULTS

## FLORIDA ATLANTIC (Florida Atlantic leads 2-1)

3-2-02	Miami, Fla.	L	5-6
3-2-02	Miami, Fla.	L	3-5
2-4-05	Clearwater, Fla.	W	12-0 (5)

## FLORIDA INTERNATIONAL (Oklahoma leads 3-2)

3-6-92	Fort Myers, Fla.	L	2-7
3-7-92	Fort Myers, Fla.	L	2-5
3-6-94	Gainesville, Fla.	W	7-1
3-1-02	Miami, Fla.	W	9-0
2-10-07	Miami, Fla.	W	9-1

## FLORIDA STATE (Florida State leads 6-5)

4-24-87	Stillwater, Okla.	W	1-0
4-25-87	Stillwater, Okla.	L	1-6
3-11-90	Tampa, Fla.	W	1-0 (9)
3-16-90	Tallahassee, Fla.	L	2-3
3-10-91	Tampa, Fla.	L	1-7
5-20-94	Stillwater, Okla.	W	3-1
3-1-97	Columbus, Ga.	L	1-2 (8)
3-14-02	Fullerton, Calif.	L	0-1
2-28-04	Columbus, Ga.	L	2-3
2-26-05	Columbus, Ga.	W	3-0
3-12-09	Fullerton, Calif.	W	3-1

## FRESNO STATE (Fresno State leads 11-7)

3-20-86	Fullerton, Calif.	L	1-3
3-2-89	Las Cruces, N.M.	L	3-10
3-4-95	Las Cruces, N.M.	L	1-7
3-19-97	Fresno, Calif.	W	6-2
3-19-97	Fresno, Calif.	L	2-6
3-23-97	Fullerton, Calif.	W	2-0
3-19-98	Fullerton, Calif.	W	2-0
4-16-98	Norman, Okla.	W	4-2
4-16-98	Norman, Okla.	W	8-7 (10)
3-16-99	Fresno, Calif.	L	0-1
3-16-99	Fresno, Calif.	L	0-4
3-5-00	Columbus, Ga.	L	0-1
3-15-01	Fullerton, Calif.	W	8-6
4-16-02	Oklahoma City, Okla.	L	0-4
3-18-04	Fullerton, Calif.	L	1-2
2-24-06	Palm Springs, Calif.	L	2-4
3-17-06	Fullerton, Calif.	W	4-3
3-13-08	Fresno, Calif.	L	0-1

## FULLERTON COLLEGE (Fullerton leads 2-0)

3-7-81	Fullerton, Calif.	L	1-2
3-7-81	Fullerton, Calif.	L	0-2

## GEORGIA (Oklahoma leads 1-0)

2-24-08	Palm Springs, Calif.	W	3-0
---------	----------------------	---	-----

## GEORGIA STATE (Oklahoma leads 1-0)

4-10-92	Oklahoma City, Okla.	W	8-0
---------	----------------------	---	-----

## GRAND VALLEY STATE (Oklahoma leads 1-0)

3-8-93	Fort Myers, Fla.	W	9-0
--------	------------------	---	-----

## HARVARD (Oklahoma leads 3-0)

5-15-98	Amherst, Mass.	W	8-0
5-16-98	Amherst, Mass.	W	3-0
5-18-00	Norman, Okla.	W	11-0 (5)

## HAWAII (Series tied leads 2-2)

3-25-93	San Jose, Calif.	L	3-4
3-27-94	Sacramento, Calif.	W	4-2
2-5-09	Honolulu, Hawai'i	L	5-8
2-7-09	Honolulu, Hawai'i	W	14-0 (5)

## HOFSTRA (Hofstra leads 1-0)

3-1-96	Columbus, Ga.	L	0-1
--------	---------------	---	-----

## HOUSTON (Oklahoma leads 4-1)

3-5-04	Houston, Texas	W	5-2
3-6-04	Houston, Texas	W	2-1
3-6-04	Houston, Texas	L	1-2
2-12-05	Houston, Texas	W	7-0
2-14-09	Houston, Texas	W	5-3

## ILLINOIS (Oklahoma leads 4-1-1)

3-13-93	Tampa, Fla.	L	0-4
2-6-04	Baton Rouge, La.	W	7-0
2-8-04	Baton Rouge, La.	T	2-2
3-18-04	Fullerton, Calif.	W	5-2
2-10-07	Miami, Fla.	W	3-0
2-16-08	Las Vegas, Nev.	W	3-1

## ILLINOIS-CHICAGO (Oklahoma leads 4-1)

2-16-97	Houston, Texas	W	5-2
2-15-98	Grand Prairie, Texas	W	3-0
2-14-99	Arlington, Texas	L	3-7
2-7-03	Gainesville, Fla.	W	5-1
3-4-05	Las Vegas, Nev.	W	17-10 (8)

## ILLINOIS STATE (Oklahoma leads 12-1)

4-7-79	Springfield, Mo.	W	2-0
4-5-80	Springfield, Mo.	W	3-0
3-20-81	Norman, Okla.	W	2-1
4-3-82	Springfield, Mo.	W	2-1
3-13-86	Norman, Okla.	W	5-3
3-12-88	Norman, Okla.	L	2-5
4-14-89	Oklahoma City, Okla.	W	1-0
3-10-91	Tampa, Fla.	W	2-1
3-2-97	Columbus, Ga.	W	1-0
3-13-98	Norman, Okla.	W	2-1 (8)
3-14-98	Norman, Okla.	W	3-0
2-9-07	Miami, Fla.	W	3-1
2-11-07	Miami, Fla.	W	4-2

## INDIANA (Oklahoma leads 5-2-1)

3-26-79	Norman, Okla.	L	1-2
3-14-83	Bloomington, Ind.	W	1-0
5-8-83	Omaha, Neb.	W	2-0
3-15-84	Norman, Okla.	L	0-1 (8)
3-12-85	Bloomington, Ind.	W	3-0
3-15-05	Long Beach, Calif.	W	7-4
2-17-06	Norman, Okla.	W	10-8
2-17-06	Norman, Okla.	T	11-11

## INDIANA STATE (Oklahoma leads 1-0)

3-2-01	Tucson, Ariz.	W	10-1
--------	---------------	---	------

## IOWA (Oklahoma leads 7-4)

3-31-79	Norman, Okla.	W	3-0
3-23-81	Norman, Okla.	W	4-3
9-19-81	Ames, Iowa	W	6-2
9-25-81	Lincoln, Neb.	W	6-3
3-22-83	Norman, Okla.	L	1-2
3-14-84	Iowa City, Iowa	W	6-0
3-12-87	Norman, Okla.	W	8-7 (11)
3-26-92	San Jose, Calif.	L	0-7
3-24-94	Sacramento, Calif.	W	2-1
5-18-96	Iowa City, Iowa	L	0-1
5-19-96	Iowa City, Iowa	L	2-7

## IOWA STATE (Oklahoma leads 55-28)

4-15-78	Norman, Okla.	L	1-2
4-15-78	Norman, Okla.	L	3-9
4-18-80	Columbia, Mo.	W	6-3
4-4-81	Denton, Texas	W	1-0
4-24-81	Stillwater, Okla.	L	0-1
9-19-81	Ames, Iowa	W	5-1
9-26-81	Lincoln, Neb.	L	0-3
4-2-82	Springfield, Mo.	W	11-10
3-21-83	Norman, Okla.	W	6-0
3-21-83	Norman, Okla.	L	0-2
4-29-83	Norman, Okla.	W	4-0
5-7-83	Omaha, Neb.	W	3-0
4-14-84	Ames, Iowa	W	4-3
4-15-84	Ames, Iowa	W	4-3
5-4-84	Bartlesville, Okla.	L	0-2
4-20-85	Ames, Iowa	L	0-3
4-21-85	Ames, Iowa	W	2-1



Patty Gasso and Heather Scaglione



# SERIES RESULTS

4-12-86	Ames, Iowa	W	3-1
4-13-86	Ames, Iowa	L	0-7
5-2-86	St. Joseph, Mo.	L	0-1
4-4-87	Stillwater, Okla.	W	2-1
4-5-87	Stillwater, Okla.	L	0-1
5-1-87	St. Joseph, Mo.	W	4-2
4-9-88	Norman, Okla.	L	2-6
4-10-88	Norman, Okla.	L	0-1
5-6-88	Oklahoma City, Okla.	L	1-2
4-15-89	Oklahoma City, Okla.	L	1-14
4-29-89	Ames, Iowa	L	1-4
4-30-89	Ames, Iowa	L	0-2
5-5-89	Oklahoma City, Okla.	L	0-1
3-10-90	Tampa, Fla.	W	5-4
4-6-90	Stillwater, Okla.	W	3-1
4-8-90	Stillwater, Okla.	W	4-2
5-5-90	Oklahoma City, Okla.	W	4-0
4-6-91	Norman, Okla.	L	1-4
4-7-91	Norman, Okla.	L	5-10
5-4-91	Oklahoma City, Okla.	W	2-0
4-10-92	Oklahoma City, Okla.	L	3-8
4-18-92	Lawrence, Kan.	W	5-4
5-1-92	Oklahoma City, Okla.	L	1-2
4-10-93	Ames, Iowa	W	8-4
4-10-93	Ames, Iowa	L	1-3
4-11-93	Ames, Iowa	W	8-4
4-11-93	Ames, Iowa	L	1-3
4-16-94	Norman, Okla.	W	5-0
4-16-94	Norman, Okla.	W	5-4
4-17-94	Norman, Okla.	L	0-1
4-17-94	Norman, Okla.	W	14-1
2-18-95	Grand Prairie, Texas	W	4-0
4-1-95	Ames, Iowa	W	3-2
4-1-95	Ames, Iowa	W	5-0
4-2-95	Ames, Iowa	W	5-2
4-2-95	Ames, Iowa	W	2-1
3-30-96	Norman, Okla.	W	5-2
3-30-96	Norman, Okla.	W	2-0
3-31-96	Norman, Okla.	L	0-1
4-27-97	Ames, Iowa	W	2-0
4-27-97	Ames, Iowa	W	5-4
4-26-98	Norman, Okla.	W	5-2
4-11-99	Ames, Iowa	W	3-2
4-11-99	Ames, Iowa	W	5-0
4-2-00	Norman, Okla.	W	9-0
4-2-00	Norman, Okla.	W	8-2
4-1-01	Ames, Iowa	W	11-2
4-1-01	Ames, Iowa	W	13-3
4-6-02	Ames, Iowa	W	10-6
4-6-02	Ames, Iowa	W	11-1
5-3-02	Oklahoma City, Okla.	W	5-1
4-5-03	Norman, Okla.	L	1-2
4-6-03	Norman, Okla.	W	10-1 (5)
4-30-04	Ames, Iowa	W	6-1
5-1-04	Ames, Iowa	L	1-2
3-25-05	Norman, Okla.	W	7-3
3-25-05	Norman, Okla.	W	2-0
4-22-06	Ames, Iowa	L	2-5
4-23-06	Ames, Iowa	W	8-6
4-6-07	Norman, Okla.	W	8-0
4-6-07	Norman, Okla.	W	3-2 (10)
4-19-08	Ames, Iowa	W	5-3
4-20-08	Ames, Iowa	W	9-1
3-21-09	Norman, Okla.	W	10-7
3-22-09	Norman, Okla.	W	10-0 (5)
5-9-09	Oklahoma City, Okla.	W	3-0



2009 Big 12 Player of the Year Amber Flores

## KANSAS (Oklahoma leads 46-40)

4-15-78	Norman, Okla.	W	5-2
3-14-80	Las Cruces, N.M.	W	5-1
3-22-80	Norman, Okla.	L	0-1
4-4-81	Springfield, Mo.	L	1-4
4-11-81	College Station, Texas	L	0-2
4-23-81	Stillwater, Okla.	L	0-1
3-27-82	Lawrence, Kan.	L	0-7
4-4-82	Springfield, Mo.	L	0-1
4-24-82	Norman, Okla.	W	3-0
3-25-83	Bartlesville, Okla.	L	1-2
4-28-83	Norman, Okla.	W	4-0
5-4-84	Bartlesville, Okla.	W	2-1
4-13-85	Norman, Okla.	L	2-3 (9)
4-14-85	Norman, Okla.	W	2-3 (8)
3-8-86	Albuquerque, N.M.	L	0-8
3-16-86	Norman, Okla.	L	0-1
4-12-86	Ames, Iowa	W	1-0
4-13-86	Ames, Iowa	L	6-8
4-18-87	Lawrence, Kan.	W	4-2
4-19-87	Lawrence, Kan.	L	0-2
5-2-87	St. Joseph, Mo.	L	2-5
4-23-88	Columbia, Mo.	L	0-1 (9)
4-24-88	Columbia, Mo.	W	1-0
5-6-88	Oklahoma City, Okla.	L	1-2
3-10-89	Norman, Okla.	L	1-2
4-8-89	Norman, Okla.	L	3-4
4-9-89	Norman, Okla.	L	0-1
4-21-90	Columbia, Mo.	L	1-3
4-22-90	Columbia, Mo.	L	0-7
5-5-90	Oklahoma City, Okla.	L	2-5
4-12-91	Lawrence, Kan.	L	0-7
4-13-91	Lawrence, Kan.	L	0-3
5-3-91	Oklahoma City, Okla.	L	0-2
5-4-91	Oklahoma City, Okla.	W	3-0
4-11-92	Oklahoma City, Okla.	L	3-4
4-3-93	Norman, Okla.	L	1-9
4-3-93	Norman, Okla.	L	1-6
4-5-93	Oklahoma City, Okla.	L	0-4
4-5-93	Oklahoma City, Okla.	L	1-5
2-20-94	Grand Prairie, Texas	W	5-4
4-9-94	Lawrence, Kan.	W	6-4
4-10-94	Lawrence, Kan.	L	2-7

4-15-95	Norman, Okla.	W	7-1
4-15-95	Norman, Okla.	W	5-2
4-16-95	Norman, Okla.	W	6-2
4-16-95	Norman, Okla.	L	2-3
3-15-96	Stillwater, Okla.	W	5-1
4-27-96	Lawrence, Kan.	L	0-1 (10)
4-27-96	Lawrence, Kan.	W	1-0
4-28-96	Lawrence, Kan.	W	2-1
2-16-97	Houston, Texas	L	1-3
3-8-97	Tempe, Ariz.	W	8-0
4-13-97	Norman, Okla.	W	2-0
4-13-97	Norman, Okla.	W	2-0
5-3-97	Oklahoma City, Okla.	L	1-4
4-12-98	Lawrence, Kan.	W	1-0
4-12-98	Lawrence, Kan.	W	1-0 (9)
3-28-99	Norman, Okla.	W	4-2
3-28-99	Norman, Okla.	W	5-3
2-26-00	Norman, Okla.	W	3-0
4-29-00	Norman, Okla.	W	11-3
4-30-00	Norman, Okla.	W	6-2
4-28-01	Lawrence, Okla.	W	2-1
4-29-01	Lawrence, Okla.	W	6-2
4-20-02	Norman, Okla.	W	6-3
4-21-02	Norman, Okla.	W	2-0
5-2-02	Oklahoma City, Okla.	L	1-3
5-4-02	Oklahoma City, Okla.	W	10-0
3-22-03	Lawrence, Kan.	W	3-1
3-23-03	Lawrence, Kan.	W	10-0 (5)
4-24-04	Norman, Okla.	W	10-1
4-25-04	Norman, Okla.	W	2-1
5-14-04	Oklahoma City, Okla.	W	1-0
4-23-05	Lawrence, Kan.	L	4-5
4-24-05	Lawrence, Kan.	L	1-4
5-12-05	Oklahoma City, Okla.	W	5-0
4-30-06	Norman, Okla.	W	2-0
4-30-06	Norman, Okla.	W	4-1
5-13-06	Oklahoma City, Okla.	L	2-4
4-28-07	Lawrence, Kan.	W	13-4
4-29-07	Lawrence, Kan.	L	0-2
5-11-07	Oklahoma City, Okla.	W	5-0
3-21-08	Norman, Okla.	W	3-2
3-22-08	Norman, Okla.	W	8-0 (6)
4-10-09	Lawrence, Kan.	W	8-0 (6)
4-11-09	Lawrence, Kan.	L	2-4



# SERIES RESULTS

## KANSAS STATE (Oklahoma leads 15-4)

4-9-77	Springfield, Mo.	L	4-6
3-25-78	Norman, Okla.	W	12-1
4-7-78	Springfield, Mo.	W	6-0
3-29-79	Denton, Texas	L	1-2
4-14-79	Fort Dodge, Kan.	W	3-1
3-28-80	Denton, Texas	W	5-4
3-18-82	Norman, Okla.	W	2-1
3-26-82	Lawrence, Kan.	L	2-5
4-24-82	Norman, Okla.	W	3-1
4-28-83	Norman, Okla.	W	5-3
4-14-84	Ames, Iowa	W	5-0
4-15-84	Ames, Iowa	W	7-0
4-13-85	Norman, Okla.	L	2-3 (8)
4-14-85	Norman, Okla.	W	8-0
5-2-85	Bartlesville, Okla.	W	5-2
3-13-86	Norman, Okla.	W	1-0
4-5-86	Manhattan, Kan.	W	2-0
4-6-86	Manhattan, Kan.	W	5-3
5-2-86	St. Joseph, Mo.	W	3-2

## KEARNEY STATE (Oklahoma leads 4-0)

3-18-80	Norman, Okla.	W	4-0
3-9-84	Albuquerque, N.M.	W	7-0
4-13-91	Lawrence, Kan.	W	3-1
4-14-91	Lawrence, Kan.	W	6-0

## KEENE STATE (Oklahoma leads 1-0)

3-6-93	Fort Myers, Fla.	W	3-0
--------	------------------	---	-----

## KENT STATE (Oklahoma leads 5-0)

3-30-94	Norman, Okla.	W	6-3
3-30-94	Norman, Okla.	W	8-1
4-2-94	Norman, Okla.	W	8-1
5-19-06	Ann Arbor, Mich.	W	1-0
5-20-06	Ann Arbor, Mich.	W	9-1

## KENTUCKY (Oklahoma leads 4-0)

2-11-00	Arlington, Texas	W	5-0
2-20-00	Tucson, Ariz.	W	13-4
2-9-01	Arlington, Texas	W	10-1
2-10-06	Las Vegas, Nev.	W	4-3

## LADY OF THE LAKE (Oklahoma leads 1-0)

9-12-80	San Antonio, Texas	W	18-0
---------	--------------------	---	------

## LEHIGH (Oklahoma leads 2-0)

5-17-01	Norman, Okla.	W	9-2
2-25-05	Columbus, Ga.	W	5-0

## LIPSCOMB (Oklahoma leads 2-0)

2-18-05	Norman, Okla.	W	11-1 (5)
2-20-05	Norman, Okla.	W	8-0 (5)

## LONG BEACH STATE (Oklahoma leads 9-0)

3-31-83	Long Beach, Calif.	W	5-4
3-31-83	Long Beach, Calif.	W	6-0
3-25-94	Sacramento, Calif.	W	2-1
3-25-95	Sacramento, Calif.	W	12-2
5-20-99	Baton Rouge, La.	W	3-1
3-14-00	Long Beach, Calif.	W	3-1
3-14-00	Long Beach, Calif.	W	5-2
2-15-03	Norman, Okla.	W	4-3
2-12-06	Las Vegas, Nev.	W	2-1

## LOUISIANA-LAFAYETTE (Louisiana leads 13-9)

3-16-90	Tallahassee, Fla.	L	0-2
3-31-90	Lafayette, La.	L	0-2
3-31-90	Lafayette, La.	L	0-2
3-22-91	Lafayette, La.	L	2-7
3-23-91	Lafayette, La.	W	3-2
2-23-92	Lafayette, La.	L	0-3
2-24-95	College Station, Texas	L	1-2
2-26-95	College Station, Texas	L	1-9
2-23-96	Lafayette, La.	W	4-2
2-23-96	Lafayette, La.	L	4-5 (12)
3-23-96	Fullerton, Calif.	L	0-4
2-20-97	Lafayette, La.	L	1-2
2-20-97	Lafayette, La.	L	2-3
2-28-99	Columbus, Ga.	L	0-4
3-10-01	Norman, Okla.	W	7-5 (8)
2-16-02	Norman, Okla.	W	5-3
3-14-03	Fullerton, Calif.	W	1-0
5-23-04	Tucson, Ariz.	L	4-12
5-23-04	Tucson, Ariz.	W	15-0
3-17-05	Fullerton, Calif.	W	7-3
5-21-05	Norman, Okla.	W	6-3
3-14-09	Fullerton, Calif.	W	8-5

## LOUISIANA-MONROE (Oklahoma leads 13-2)

3-14-86	Norman, Okla.	W	1-0
3-5-88	Las Cruces, N.M.	W	2-1
3-2-89	Las Cruces, N.M.	W	2-0
4-1-94	Tulsa, Okla.	W	3-1
4-2-94	Norman, Okla.	L	0-1
3-3-95	Las Cruces, N.M.	W	1-0
2-24-96	Monroe, La.	W	3-2 (10)
2-25-96	Monroe, La.	W	3-2
2-22-97	Monroe, La.	L	0-1
2-12-99	Arlington, Texas	W	8-0
2-11-00	Arlington, Texas	W	2-0
3-18-00	Fullerton, Calif.	W	8-0
3-10-01	Norman, Okla.	W	3-2
3-12-01	Norman, Okla.	W	5-2
2-9-02	Grand Prairie, Texas	W	8-2

## LOUISIANA TECH (Oklahoma leads 6-5)

4-15-81	Norman, Okla.	W	5-4
4-15-81	Norman, Okla.	W	9-2
4-2-82	Springfield, Mo.	W	3-2
4-15-83	Ruston, La.	L	0-2
3-19-87	Houston, Texas	L	2-5
4-14-89	Oklahoma City, Okla.	L	0-9
2-17-96	Grand Prairie, Texas	W	2-0
3-1-96	Columbus, Ga.	L	1-2
2-21-97	Monroe, La.	W	1-0
3-1-97	Columbus, Ga.	L	1-2
2-9-01	Arlington, Texas	W	3-1

## LOUISVILLE (Series tied 2-2)

2-20-04	Norman, Okla.	L	1-3 (8)
2-20-04	Norman, Okla.	W	8-0
2-5-05	Clearwater, Fla.	L	1-2
2-9-07	Miami, Fla.	W	9-5

## LOYOLA-MARYMOUNT (Oklahoma leads 2-0)

3-18-02	Los Angeles, Calif.	W	7-2
2-23-07	Palm Springs, Calif.	W	10-0

## LSU (LSU leads 6-5)

3-21-80	Norman, Okla.	W	5-1
4-30-80	College Station, Texas	W	7-0
2-27-99	Columbus, Ga.	W	5-2
5-22-99	Baton Rouge, La.	L	3-7
3-10-00	Norman, Okla.	L	0-3
5-26-01	Oklahoma City, Okla.	L	1-2 (13)
2-23-03	Columbus, Ga.	L	4-7 (9)
2-7-04	Baton Rouge, La.	W	6-4
3-4-06	Norman, Okla.	L	5-6
3-5-06	Norman, Okla.	L	5-6 (8)
2-6-09	Honolulu, Hawai'i	W	8-0 (5)

## MADONNA (Oklahoma leads 2-0)

3-5-93	Fort Myers, Fla.	W	11-2
3-6-94	Gainesville, Fla.	W	7-0

## MAINE (Oklahoma leads 2-0)

3-10-90	Tampa, Fla.	W	7-0 (f)
3-8-91	Fort Myers, Fla.	W	2-0



Jade Prather



# SERIES RESULTS



Autograph day is a fan favorite.

## MANHATTAN COLLEGE (Oklahoma leads 1-0)

3-7-92	Fort Myers, Fla.	W	3-1
--------	------------------	---	-----

## MASSACHUSETTS (Oklahoma leads 6-3)

3-18-89	San Jose, Calif.	L	2-3
5-16-98	Amherst, Mass.	L	0-1
5-17-98	Amherst, Mass.	L	1-3
2-27-99	Columbus, Ga.	W	2-0
3-3-00	Columbus, Ga.	W	9-2
2-27-04	Columbus, Ga.	W	9-0
5-19-07	Amherst, Mass.	W	2-0
5-20-07	Amherst, Mass.	W	6-3
2-22-09	Cathedral City, Calif.	W	5-3

## MCNEESE STATE (Oklahoma leads 10-2)

5-4-79	Norman, Okla.	W	10-0
3-11-95	Tucson, Ariz.	W	8-0
3-12-95	Tucson, Ariz.	W	4-2
2-25-96	Monroe, La.	W	2-1
2-23-97	Monroe, La.	W	4-0
3-15-97	Houston, Texas	L	1-4
3-15-97	Houston, Texas	W	6-0
2-22-98	Norman, Okla.	W	6-1
3-13-04	Norman, Okla.	L	4-5
3-13-04	Norman, Okla.	W	6-2
3-8-08	Norman, Okla.	W	9-1
3-9-08	Norman, Okla.	W	9-0 (5)

## MEMPHIS (Oklahoma leads 2-0)

3-1-08	Norman, Okla.	W	17-0 (5)
3-2-08	Norman, Okla.	W	10-0 (5)

## MESA CC (Oklahoma leads 1-0)

3-8-84	Albuquerque, N.M.	W	4-1
--------	-------------------	---	-----

## METRO STATE (Oklahoma leads 1-0)

3-7-85	Las Cruces, N.M.	W	1-0
--------	------------------	---	-----

## MIAMI [Ohio] (Miami [Ohio] leads 1-0)

3-11-92	Tampa, Fla.	L	2-3
---------	-------------	---	-----

## MICHIGAN (Michigan leads 12-5)

3-22-86	Fullerton, Calif.	L	1-2
3-25-88	Sunnyvale, Calif.	W	2-1
3-4-89	Las Cruces, N.M.	L	0-3
3-17-89	San Jose, Calif.	L	0-5
3-9-90	Tampa, Fla.	L	0-12
3-11-90	Tampa, Fla.	L	0-1 (9)
3-29-92	San Jose, Fla.	L	0-1
3-14-93	Tampa, Fla.	L	0-4
3-11-94	Tampa, Fla.	W	2-1
3-7-96	Tucson, Ariz.	W	5-0
3-8-96	Tucson, Ariz.	L	0-6
3-1-98	Columbus, Ga.	L	3-7
5-24-01	Oklahoma City, Okla.	W	2-0
2-23-02	Columbus, Ga.	L	0-1
2-29-04	Columbus, Ga.	W	4-0
5-20-06	Ann Arbor, Mich.	L	0-1 (9)
5-21-06	Ann Arbor, Mich.	L	2-5 (8)

## MICHIGAN STATE (Series tied 3-3)

3-21-80	Norman, Okla.	W	2-0
3-24-81	Norman, Okla.	L	2-6
3-28-81	Denton, Texas	L	0-2
5-22-81	Norman, Okla.	L	1-8
2-26-99	Columbus, Ga.	W	7-1
2-25-05	Columbus, Ga.	W	8-0 (5)

## MIDWESTERN STATE (Series tied 1-1)

3-6-82	Norman, Okla.	L	2-3
3-6-82	Norman, Okla.	W	8-0

## MINNESOTA (Minnesota leads 6-3)

3-20-78	Norman, Okla.	L	5-10
3-20-78	Norman, Okla.	L	4-5
3-21-79	Norman, Okla.	W	7-6
4-4-80	Springfield, Mo.	L	1-4
9-26-81	Lincoln, Neb.	L	1-3
3-3-89	Las Cruces, N.M.	L	0-6
2-21-95	Grand Prairie, Texas	L	2-4
2-27-98	Columbus, Ga.	W	5-2
2-17-07	Norman, Okla.	W	6-5

## MINNESOTA-DULUTH (Oklahoma leads 1-0)

3-30-81	Norman, Okla.	W	9-5
---------	---------------	---	-----

## MISSISSIPPI (Oklahoma leads 3-0)

2-21-97	Monroe, La.	W	11-2
2-12-99	Arlington, Texas	W	13-3
2-25-00	Norman, Okla.	W	12-4

## MISSISSIPPI STATE (Oklahoma leads 2-0)

4-16-83	Ruston, La.	W	4-0
3-3-00	Columbus, Ga.	W	12-4

## MISSOURI (Oklahoma leads 47-36)

4-16-77	Lawrence, Kan.	L	3-13
4-14-78	Norman, Okla.	W	2-0
4-13-79	Fort Dodge, Kan.	L	3-4
3-29-80	Denton, Texas	W	1-0
10-10-80	Stillwater, Okla.	L	0-2
3-21-81	Norman, Okla.	L	0-2
3-13-82	Columbia, Mo.	W	4-2
3-13-82	Columbia, Mo.	L	0-1
4-3-82	Springfield, Mo.	W	2-1
4-26-82	Norman, Okla.	L	0-1
3-12-83	Norman, Okla.	L	0-1
3-12-83	Norman, Okla.	L	2-9
4-29-83	Norman, Okla.	L	0-6
5-7-83	Omaha, Neb.	W	3-1
3-17-84	Columbia, Mo.	W	6-0
5-3-84	Bartlesville, Okla.	W	3-0
4-6-85	Norman, Okla.	W	3-1
4-7-85	Norman, Okla.	L	0-1
5-3-85	Norman, Okla.	L	0-2
4-20-86	Stillwater, Okla.	W	2-1
4-21-86	Stillwater, Okla.	W	3-1
3-13-87	Norman, Okla.	W	3-0
4-18-87	Lawrence, Kan.	W	6-1
4-19-87	Lawrence, Kan.	W	2-0
5-1-87	St. Joseph, Mo.	W	3-2
3-11-88	Norman, Okla.	L	0-3
4-23-88	Columbia, Mo.	W	1-0 (9)
4-24-88	Columbia, Mo.	L	0-1
4-22-89	Columbia, Mo.	W	5-1
4-23-89	Columbia, Mo.	L	2-3
5-5-89	Oklahoma City, Okla.	L	0-4
4-6-90	Stillwater, Okla.	W	3-2
4-6-90	Stillwater, Okla.	L	2-3
5-4-90	Oklahoma City, Okla.	L	0-1
4-6-91	Norman, Okla.	L	6-7
4-7-91	Norman, Okla.	L	1-4
4-18-92	Lawrence, Kan.	W	1-0
5-1-92	Oklahoma City, Okla.	L	0-3
4-24-93	Columbia, Mo.	L	4-7
4-24-93	Columbia, Mo.	L	0-1
4-25-93	Columbia, Mo.	L	2-4
4-25-93	Columbia, Mo.	L	0-2
4-23-94	Norman, Okla.	L	3-9
4-23-94	Norman, Okla.	L	1-2
4-24-94	Norman, Okla.	L	2-6
4-24-94	Norman, Okla.	W	10-5
4-22-95	Columbia, Mo.	W	3-0
4-22-95	Columbia, Mo.	W	2-0
4-23-95	Columbia, Mo.	W	4-1
4-23-95	Columbia, Mo.	W	2-0
4-13-96	Columbia, Mo.	L	1-2
4-13-96	Columbia, Mo.	W	3-2 (9)
4-14-96	Columbia, Mo.	W	6-4

# SERIES RESULTS

4-12-97	Norman, Okla.	W	2-1
4-12-97	Norman, Okla.	L	2-3
5-3-97	Oklahoma City, Okla.	W	2-0
5-4-97	Oklahoma City, Okla.	L	4-6
4-11-98	Columbia, Mo.	W	2-1
4-11-98	Columbia, Mo.	W	4-1
3-27-99	Norman, Okla.	W	1-0
4-12-00	Columbia, Mo.	W	7-3
4-12-00	Columbia, Mo.	W	2-1
5-11-00	Oklahoma City, Okla.	W	8-3
4-10-02	Columbia, Mo.	W	8-1
4-10-02	Columbia, Mo.	W	3-1
3-26-03	Norman, Okla.	L	0-2
3-26-03	Norman, Okla.	W	5-1
4-10-04	Norman, Okla.	W	5-0
4-10-04	Norman, Okla.	W	1-0
5-15-04	Oklahoma City, Okla.	L	2-3 (13)
4-2-05	Columbia, Mo.	W	8-3
4-3-05	Columbia, Mo.	W	6-4
3-25-06	Norman, Okla.	L	6-8
3-26-06	Norman, Okla.	L	6-9
5-12-06	Oklahoma City, Okla.	W	4-0
4-15-07	Columbia, Mo.	L	1-5
4-15-07	Columbia, Mo.	W	8-3
5-12-07	Oklahoma City, Okla.	W	7-1
4-5-08	Norman, Okla.	W	8-0 (6)
4-6-08	Norman, Okla.	W	4-3
4-25-09	Columbia, Mo.	W	6-2
4-26-09	Columbia, Mo.	W	4-2
5-10-09	Oklahoma City, Okla.	L	0-5

## MISSOURI-KANSAS CITY (Oklahoma leads 3-0)

3-3-03	Norman, Okla.	W	4-0
3-3-03	Norman, Okla.	W	8-0 (5)
3-10-07	Norman, Okla.	W	10-2

## MISSOURI STATE (Oklahoma leads 14-12)

4-5-75	Springfield, Mo.	L	1-8
3-25-77	Stillwater, Okla.	L	1-6
3-25-77	Stillwater, Okla.	L	6-7
4-8-77	Springfield, Mo.	L	1-18
4-8-78	Springfield, Mo.	L	1-3
4-6-79	Springfield, Mo.	W	5-0

3-18-80	Norman, Okla.	W	5-1
3-20-81	Norman, Okla.	W	2-0
3-30-81	Norman, Okla.	W	7-3
9-12-81	Norman, Okla.	W	4-0
9-18-81	Ames, Iowa	L	0-6
10-9-81	Stillwater, Okla.	L	2-8
10-10-81	Stillwater, Okla.	L	4-5
3-15-84	Norman, Okla.	W	3-2 (9)
4-7-95	Springfield, Mo.	W	8-0
4-7-95	Springfield, Mo.	W	6-1
4-8-95	Springfield, Mo.	L	2-5
4-9-95	Springfield, Mo.	W	4-0
2-15-97	Houston, Texas	W	5-2
5-17-97	Norman, Okla.	W	7-2
2-21-98	Norman, Okla.	L	4-7
2-21-99	Norman, Okla.	L	0-1
2-21-99	Norman, Okla.	W	7-0
2-24-00	Norman, Okla.	W	8-0 (5)
2-17-02	Norman, Okla.	W	12-3
3-19-08	Norman, Okla.	L	2-3

## NEBRASKA (Nebraska leads 41-35)

4-15-77	Lawrence, Kan.	L	1-2
3-20-79	Norman, Okla.	W	6-1
3-23-79	Norman, Okla.	W	8-2
4-1-80	Norman, Okla.	W	4-2
4-5-80	Springfield, Mo.	W	3-1
4-18-80	Columbia, Mo.	L	1-9
3-26-81	Denton, Texas	W	3-2
9-11-81	Norman, Okla.	L	0-5
9-19-81	Ames, Iowa	L	2-4
3-26-82	Lawrence, Kan.	L	0-4
3-27-82	Lawrence, Kan.	L	1-3
4-23-82	Norman, Okla.	L	0-2
4-30-83	Norman, Okla.	W	2-1 (13)
4-8-84	Lincoln, Neb.	L	0-1
4-9-84	Lincoln, Neb.	W	1-0
5-4-84	Bartlesville, Okla.	L	0-2
4-20-85	Ames, Iowa	L	1-2 (9)
4-21-85	Ames, Iowa	L	4-8
4-5-86	Manhattan, Kan.	W	1-0
4-6-86	Manhattan, Kan.	L	0-3
4-4-87	Norman, Okla.	L	0-3

4-5-87	Norman, Okla.	W	3-1
5-2-87	St. Joseph, Mo.	L	0-7 (5)
4-9-88	Norman, Okla.	L	0-6
4-10-88	Norman, Okla.	L	0-2
4-8-89	Norman, Okla.	L	0-1
4-9-89	Norman, Okla.	L	0-1 (9)
4-21-90	Columbia, Mo.	L	1-2
4-22-90	Columbia, Mo.	L	1-3
4-27-91	Lincoln, Neb.	L	1-2 (11)
4-28-91	Lincoln, Neb.	W	3-0
3-27-92	San Jose, Calif.	L	5-11
4-4-92	Stillwater, Okla.	W	6-0
4-5-92	Stillwater, Okla.	W	1-0
2-18-94	Grand Prairie, Texas	W	6-5
2-18-96	Grand Prairie, Texas	W	2-1
4-20-96	Norman, Okla.	W	8-2
4-20-96	Norman, Okla.	W	4-2
4-21-96	Norman, Okla.	W	4-1
5-10-96	Oklahoma City, Okla.	W	5-4
5-11-96	Oklahoma City, Okla.	W	1-0
4-26-97	Lincoln, Neb.	L	1-2
4-26-97	Lincoln, Neb.	W	4-2
5-3-97	Oklahoma City, Okla.	W	1-0
4-25-98	Norman, Okla.	L	3-5
4-25-98	Norman, Okla.	L	3-6
5-3-98	Oklahoma City, Okla.	L	0-3
4-10-99	Lincoln, Neb.	L	2-4
4-10-99	Lincoln, Neb.	W	10-1
5-13-99	Oklahoma City, Okla.	L	0-2
4-14-00	Norman, Okla.	L	0-1 (11)
4-14-00	Norman, Okla.	W	13-0 (5)
5-12-00	Oklahoma City, Okla.	W	4-3
5-13-00	Oklahoma City, Okla.	L	1-3
2-24-01	Columbus, Ga.	W	6-5 (8)
3-30-01	Lincoln, Neb.	L	5-6
3-30-01	Lincoln, Neb.	L	1-3
5-11-01	Oklahoma City, Okla.	W	10-2 (6)
3-20-03	Lincoln, Neb.	W	1-0
3-20-03	Lincoln, Neb.	L	0-8 (6)
3-20-04	Fullerton, Calif.	W	1-0
4-17-04	Lincoln, Neb.	L	1-2
4-18-04	Lincoln, Neb.	L	1-3
5-14-04	Oklahoma City, Okla.	L	0-7
4-30-05	Norman, Okla.	L	4-6
5-1-05	Norman, Okla.	W	5-0
5-11-05	Oklahoma City, Okla.	L	0-1
4-1-06	Lincoln, Neb.	L	1-9 (6)
4-1-06	Lincoln, Neb.	L	0-3
4-21-07	Norman, Okla.	W	10-9
4-21-07	Norman, Okla.	W	5-1
3-29-08	Lincoln, Neb.	W	6-0
3-29-08	Lincoln, Neb.	W	11-0
5-10-08	Oklahoma City, Okla.	L	5-6
4-4-09	Norman, Okla.	W	3-2 (8)
4-5-09	Norman, Okla.	W	3-2

## NEBRASKA-OMAHA (Oklahoma leads 2-0)

3-26-79	Norman, Okla.	W	3-0
3-24-83	Bartlesville, Okla.	W	4-0

## NEBRASKA WESLEYAN (Oklahoma leads 1-0)

4-27-91	Lincoln, Neb.	W	2-1
---------	---------------	---	-----

## NEVADA (Oklahoma leads 2-0)

2-9-08	Fullerton, Calif.	W	1-0
2-21-09	Cathedral City, Calif.	W	11-2 (6)



Stacia Aleman





# SERIES RESULTS

## NEW HAVEN (Oklahoma leads 1-0)

3-15-91 Fort Myers, Fla. W 6-3

## NEW MEXICO (Oklahoma leads 12-5)

3-12-79 Albuquerque, N.M. L 0-6  
 3-12-79 Albuquerque, N.M. W 1-0  
 3-10-80 Albuquerque, N.M. L 0-1  
 3-10-80 Albuquerque, N.M. L 2-7  
 3-27-81 Denton, Texas W 8-0  
 5-21-81 Norman, Okla. W 1-0  
 3-10-84 Albuquerque, N.M. L 0-1  
 3-23-84 Fullerton, Calif. W 3-2  
 3-16-85 Norman, Okla. L 0-3  
 3-12-87 Norman, Okla. W 5-2  
 4-15-87 Norman, Okla. W 10-1  
 4-15-87 Norman, Okla. W 2-0  
 4-15-87 Norman, Okla. W 7-5  
 2-15-98 Grand Prairie, Texas W 9-0  
 2-18-00 Tucson, Ariz. W 10-2  
 3-12-04 Norman, Okla. W 4-3 (8)  
 3-12-04 Norman, Okla. W 10-5 (8)

## NEW MEXICO HIGHLANDS (Oklahoma leads 1-0)

3-8-84 Albuquerque, N.M. W 3-2 (9)

## NEW MEXICO STATE (Oklahoma leads 17-3)

3-13-79 Albuquerque, N.M. W 5-0  
 3-13-79 Albuquerque, N.M. W 1-0  
 3-12-80 Las Cruces, N.M. W 7-0 (f)  
 3-14-80 Las Cruces, N.M. W 7-0 (f)  
 3-18-82 Norman, Okla. L 1-3  
 3-9-84 Albuquerque, N.M. W 1-0  
 3-14-85 Norman, Okla. W 5-3 (8)  
 3-6-86 Albuquerque, N.M. W 1-0  
 3-4-88 Las Cruces, N.M. W 4-3  
 3-2-89 Las Cruces, N.M. W 2-1  
 2-17-90 Tucson, Ariz. L 1-2  
 2-14-92 Arlington, Texas W 5-2  
 2-13-93 Arlington, Texas W 5-2  
 2-14-93 Arlington, Texas W 6-0  
 3-2-95 Las Cruces, N.M. W 5-3  
 3-4-95 Las Cruces, N.M. W 4-0  
 3-10-95 Tucson, Ariz. L 3-4  
 3-11-95 Tucson, Ariz. W 10-2  
 2-14-98 Grand Prairie, Texas W 1-0  
 3-16-01 Fullerton, Calif. W 5-4

## NICHOLLS STATE (Oklahoma leads 5-1)

5-15-87 Macomb, Ill. L 5-8  
 2-25-96 Monroe, La. W 2-0  
 2-26-99 Columbus, Ga. W 8-0  
 2-26-00 Norman, Okla. W 16-1 (5)  
 3-12-05 Norman, Okla. W 4-1  
 3-13-05 Norman, Okla. W 7-0

## NORTH CAROLINA (Oklahoma leads 7-0)

3-11-92 Tampa, Fla. W 5-4  
 3-13-94 Tampa, Fla. W 4-3  
 3-7-96 Tucson, Ariz. W 3-0  
 3-9-01 Norman, Okla. W 8-0  
 5-18-01 Norman, Okla. W 13-0 (5)  
 2-21-04 Norman, Okla. W 10-0  
 2-21-04 Norman, Okla. W 4-2

## NORTH CAROLINA STATE (N.C. State leads 2-0)

3-16-07 Fullerton, Calif. L 0-7  
 2-13-09 Houston, Texas L 1-2



Tiffany Weight

## NORTH DAKOTA STATE (Oklahoma leads 2-1)

2-16-06 Norman, Okla. W 9-0  
 2-16-06 Norman, Okla. W 7-2  
 5-16-09 Norman, Okla. L 0-1 (11)

## NORTH TEXAS (Oklahoma leads 17-0)

4-15-87 Norman, Okla. W 7-0  
 4-13-88 Norman, Okla. W 7-0  
 2-18-04 Norman, Okla. W 7-2  
 2-18-04 Norman, Okla. W 5-4  
 2-20-05 Norman, Okla. W 5-1  
 3-30-05 Denton, Texas W 9-1 (5)  
 5-4-05 Norman, Okla. W 11-3 (5)  
 3-11-06 Norman, Okla. W 10-1  
 3-12-06 Norman, Okla. W 10-5  
 3-22-06 Denton, Texas W 7-0  
 5-3-06 Norman, Okla. W 4-0  
 3-1-07 Norman, Okla. W 4-1  
 4-11-07 Denton, Texas W 9-2  
 3-1-08 Norman, Okla. W 9-0 (5)  
 3-2-08 Norman, Okla. W 8-0 (5)  
 3-25-09 Norman, Okla. W 8-1  
 4-22-09 Denton, Texas W 7-3

## NORTHEAST MISSOURI (Oklahoma leads 2-0)

4-3-81 Springfield, Mo. W 3-2  
 5-7-83 Omaha, Neb. W 2-0

## NE OKLAHOMA (Oklahoma leads 3-0)

4-23-76 Norman, Okla. W 8-6  
 4-21-78 Norman, Okla. W 4-0  
 4-25-81 Edmond, Okla. W 7-1

## NORTHERN ARIZONA (N. Arizona leads 1-0)

3-9-85 Las Cruces, N.M. L 4-5

## NORTHERN COLORADO (Oklahoma leads 1-0)

3-23-82 Norman, Okla. W 7-0

## NORTHERN ILLINOIS (Oklahoma leads 7-2)

3-14-83 Norman, Okla. W 2-1  
 3-16-84 Norman, Okla. W 5-1  
 3-10-87 Norman, Okla. L 1-5

5-17-87 Macomb, Ill. L 0-1  
 4-22-89 Columbia, Mo. W 6-5  
 4-23-89 Columbia, Mo. W 6-2  
 5-17-96 Iowa City, Iowa W 8-0  
 5-18-96 Iowa City, Iowa W 3-0  
 2-23-97 Monroe, La. W 3-0

## NORTHERN IOWA (Oklahoma leads 4-2)

5-15-75 Omaha, Neb. L 0-5  
 3-16-82 Norman, Okla. W 6-0  
 3-18-85 Norman, Okla. W 4-3  
 3-13-87 Norman, Okla. W 7-1 (8)  
 3-11-88 Norman, Okla. L 2-10  
 3-18-09 Norman, Okla. W 8-0 (6)

## NORTHWEST MISSOURI (Oklahoma leads 2-0)

9-26-81 Springfield, Mo. W 4-0  
 4-2-82 Springfield, Mo. W 12-1

## NORTHWESTERN (Oklahoma leads 10-2)

3-21-78 Norman, Okla. W 9-0  
 2-20-94 Grand Prairie, Texas W 7-4  
 3-4-95 Las Cruces, N.M. W 1-0  
 3-25-95 Sacramento, Calif. L 4-5  
 2-17-96 Grand Prairie, Texas W 10-9  
 3-23-96 Fullerton, Calif. W 5-1  
 3-1-97 Columbus, Ga. W 1-0  
 3-7-97 Tempe, Ariz. W 3-1  
 2-13-99 Arlington, Texas W 4-0  
 5-21-04 Tucson, Ariz. W 8-0  
 3-7-09 Oklahoma City, Okla. W 4-3  
 3-8-09 Oklahoma City, Okla. L 0-1

## NW OKLAHOMA (Oklahoma leads 5-4)

4-10-76 Norman, Okla. L 8-18  
 4-10-76 Norman, Okla. W 8-6  
 4-24-76 Norman, Okla. L 1-15  
 4-30-77 Oklahoma City, Okla. L 3-9  
 3-29-78 Weatherford, Okla. W 5-3  
 4-21-78 Norman, Okla. W 6-0  
 3-28-79 Weatherford, Okla. W 12-0  
 4-18-79 Alva, Okla. W 12-0  
 9-18-81 Ames, Iowa L 0-1

# SERIES RESULTS

## NORTHWESTERN STATE (Oklahoma leads 6-0)

2-24-96	Monroe, La.	W	9-1
2-17-02	Norman, Okla.	W	4-1
3-7-03	Norman, Okla.	W	5-3
3-8-03	Norman, Okla.	W	6-3
2-17-07	Norman, Okla.	W	12-0
2-18-07	Norman, Okla.	W	15-0

## NORTHWOOD (Oklahoma leads 3-0)

3-14-91	Fort Myers, Fla.	W	6-2
3-4-94	Gainesville, Fla.	W	3-2
3-5-94	Gainesville, Fla.	W	5-2

## NOTRE DAME (Oklahoma leads 4-3)

3-10-92	Tampa, Fla.	L	0-1
3-10-92	Tampa, Fla.	W	3-0
3-18-00	Fullerton, Calif.	L	2-4
3-16-01	Fullerton, Calif.	W	4-2
2-24-02	Columbus, Ga.	W	3-2
2-23-07	Palm Springs, Calif.	W	7-3
3-12-09	Fullerton, Calif.	L	3-4

## OHIO STATE (Oklahoma leads 6-0)

3-22-79	Norman, Okla.	W	9-3
3-24-80	Norman, Okla.	W	8-0
3-24-80	Norman, Okla.	W	2-1
3-23-81	Norman, Okla.	W	3-1
3-22-97	Fullerton, Calif.	W	3-1
2-25-07	Palm Springs, Calif.	W	7-2

## OKLAHOMA BAPTIST (Oklahoma leads 25-6)

3-19-75	Norman, Okla.	W	3-1
4-12-75	Norman, Okla.	L	2-3
4-23-75	Shawnee, Okla.	W	5-2
3-10-77	Norman, Okla.	W	17-1
4-23-77	Norman, Okla.	L	4-8
4-26-77	Shawnee, Okla.	W	6-4
4-19-78	Norman, Okla.	W	11-8
4-6-82	Shawnee, Okla.	W	3-0
4-6-82	Shawnee, Okla.	W	4-0
3-31-87	Shawnee, Okla.	W	3-1
3-31-87	Shawnee, Okla.	W	2-0
3-15-88	Norman, Okla.	W	9-0
3-15-88	Norman, Okla.	W	2-1
4-5-88	Shawnee, Okla.	W	4-0
4-5-88	Shawnee, Okla.	W	4-1
3-14-89	Shawnee, Okla.	W	6-2
3-14-89	Shawnee, Okla.	W	5-2
4-20-89	Norman, Okla.	W	4-3
4-20-89	Norman, Okla.	L	2-3
3-26-91	Shawnee, Okla.	W	12-6
3-26-91	Shawnee, Okla.	W	6-4
4-1-92	Norman, Okla.	W	3-0
4-1-92	Norman, Okla.	L	4-5
4-22-92	Shawnee, Okla.	L	0-2
4-22-92	Shawnee, Okla.	W	1-0
4-2-93	Norman, Okla.	W	4-3
4-2-93	Norman, Okla.	W	2-0
5-8-93	Norman, Okla.	W	13-4
5-9-93	Norman, Okla.	L	2-3
3-16-94	Shawnee, Okla.	W	18-0
3-16-94	Shawnee, Okla.	W	14-0

## OKLAHOMA CHRISTIAN (Oklahoma leads 7-0)

9-22-81	Oklahoma City, Okla.	W	7-2
3-19-94	Stillwater, Okla.	W	5-4

2-9-99	Norman, Okla.	W	8-0
2-9-99	Norman, Okla.	W	7-0
3-7-99	Norman, Okla.	W	4-1
3-7-99	Norman, Okla.	W	10-0
2-11-04	Norman, Okla.	W	8-0

## OKLAHOMA CITY (Oklahoma leads 36-17)

4-1-81	Oklahoma City, Okla.	W	19-5
4-1-81	Oklahoma City, Okla.	W	9-3
4-21-81	Norman, Okla.	W	3-1
9-11-81	Norman, Okla.	W	5-0
9-22-81	Oklahoma City, Okla.	W	2-1
10-9-81	Stillwater, Okla.	W	8-0
4-21-82	Norman, Okla.	L	4-5
4-21-82	Oklahoma City, Okla.	W	3-2
3-1-83	Norman, Okla.	W	7-0 (f)
4-7-83	Oklahoma City, Okla.	W	3-0
4-7-83	Oklahoma City, Okla.	W	8-1
5-3-83	Norman, Okla.	W	4-0
4-4-84	Oklahoma City, Okla.	W	6-0
4-4-84	Oklahoma City, Okla.	W	4-3
5-1-84	Norman, Okla.	W	7-0
5-1-84	Norman, Okla.	W	3-2
4-9-85	Oklahoma City, Okla.	W	5-0
4-9-85	Oklahoma City, Okla.	W	4-2
4-8-86	Oklahoma City, Okla.	W	4-1
4-8-86	Oklahoma City, Okla.	W	9-0
3-30-87	Norman, Okla.	W	3-1
3-30-87	Norman, Okla.	L	1-2
4-6-88	Oklahoma City, Okla.	W	2-1
4-6-88	Oklahoma City, Okla.	L	0-1
3-10-89	Norman, Okla.	W	6-2
3-23-89	Norman, Okla.	L	3-4
3-23-89	Norman, Okla.	L	2-5
4-4-89	Oklahoma City, Okla.	L	3-5
4-4-89	Oklahoma City, Okla.	L	1-3
4-10-90	Norman, Okla.	L	0-1
4-10-90	Norman, Okla.	L	1-2
2-27-92	Oklahoma City, Okla.	W	4-1
4-8-92	Norman, Okla.	L	3-7
4-8-92	Norman, Okla.	L	7-10
4-11-92	Oklahoma City, Okla.	W	6-4
3-23-93	Oklahoma City, Okla.	L	2-5

3-23-93	Oklahoma City, Okla.	L	0-4
2-20-95	Norman, Okla.	W	2-0
2-20-95	Norman, Okla.	L	4-7
2-18-97	Norman, Okla.	W	5-3
2-18-97	Norman, Okla.	W	4-1
2-23-97	Monroe, La.	L	0-1
3-15-97	Houston, Texas	W	8-7
2-24-98	Norman, Okla.	W	5-1
2-24-98	Norman, Okla.	W	12-4
3-9-99	Norman, Okla.	L	7-8 (8)
3-9-99	Norman, Okla.	W	3-2
4-25-00	Norman, Okla.	W	6-0
4-25-00	Norman, Okla.	W	1-0
2-19-02	Norman, Okla.	W	8-2
4-15-03	Norman, Okla.	W	11-2 (5)
2-22-05	Norman, Okla.	W	8-3
3-2-06	Norman, Okla.	L	5-6

## OKLAHOMA STATE (Oklahoma leads 67-66)

4-9-75	Norman, Okla.	W	11-1
4-16-75	Stillwater, Okla.	W	11-7
4-3-76	Norman, Okla.	L	2-12
4-9-76	Norman, Okla.	L	0-11
3-24-77	Stillwater, Okla.	W	9-6
4-30-77	Oklahoma City, Okla.	L	0-4
3-28-78	Stillwater, Okla.	W	3-1 (10)
4-4-78	Norman, Okla.	W	6-1
4-22-78	Norman, Okla.	W	10-2
4-13-79	Fort Dodge, Kan.	L	0-7
4-21-79	Norman, Okla.	W	1-0 (13)
4-22-79	Norman, Okla.	W	3-2
4-28-79	Norman, Okla.	L	0-3
4-28-79	Norman, Okla.	W	8-5
9-25-79	Stillwater, Okla.	W	6-1
9-25-79	Stillwater, Okla.	L	4-10
10-3-79	Norman, Okla.	W	3-2
10-6-79	Norman, Okla.	W	5-2
4-8-80	Norman, Okla.	W	4-0
4-8-80	Norman, Okla.	W	2-1
4-14-80	Stillwater, Okla.	W	5-1
4-14-80	Stillwater, Okla.	W	4-1
4-18-80	Columbia, Mo.	L	1-4
5-2-80	College Station, Texas	L	4-5



Patty Gasso and Dani Dobbs



# SERIES RESULTS



Shelly Bollin

9-25-80	Norman, Okla.	L	1-5
9-25-80	Norman, Okla.	W	3-2
10-9-80	Stillwater, Okla.	L	1-2
10-9-80	Stillwater, Okla.	L	1-2
3-17-81	Norman, Okla.	L	0-3
4-21-81	Norman, Okla.	W	3-0
4-30-81	Stillwater, Okla.	W	4-3
4-30-81	Stillwater, Okla.	W	3-0
9-10-81	Norman, Okla.	L	0-2
9-12-81	Norman, Okla.	W	2-1 (8)
10-8-81	Stillwater, Okla.	L	0-1
10-10-81	Stillwater, Okla.	L	0-1
4-8-82	Norman, Okla.	L	0-1
4-8-82	Norman, Okla.	L	2-6
4-24-82	Norman, Okla.	W	1-0
5-7-82	Oklahoma City, Okla.	L	0-2
5-8-82	Oklahoma City, Okla.	L	2-3
3-19-83	Norman, Okla.	L	0-1
4-12-83	Norman, Okla.	L	0-8
4-12-83	Norman, Okla.	L	0-1
4-20-83	Norman, Okla.	L	3-5
4-20-83	Norman, Okla.	W	1-0
4-30-83	Norman, Okla.	L	1-2 (9)
4-8-84	Norman, Okla.	W	1-0
4-9-84	Norman, Okla.	L	1-3
4-6-85	Stillwater, Okla.	L	3-4
4-7-85	Stillwater, Okla.	W	1-0
5-2-85	Norman, Okla.	L	2-6
3-25-86	Stillwater, Okla.	L	2-4
4-20-86	Stillwater, Okla.	L	0-2
4-21-86	Stillwater, Okla.	W	3-1 (10)
5-2-86	St. Joseph, Mo.	L	0-7
4-7-87	Norman, Okla.	L	2-3
4-7-87	Norman, Okla.	W	3-1
4-24-87	Stillwater, Okla.	L	3-5
4-25-87	Stillwater, Okla.	L	4-8
4-20-88	Stillwater, Okla.	L	3-4
4-20-88	Stillwater, Okla.	L	0-1
3-31-89	Stillwater, Okla.	L	0-7
3-31-89	Stillwater, Okla.	L	0-7
4-12-89	Norman, Okla.	L	0-2
4-15-89	Oklahoma City, Okla.	L	0-9
4-29-89	Ames, Iowa	L	0-4
4-30-89	Ames, Iowa	L	0-6

4-7-90	Stillwater, Okla.	L	2-5
4-8-90	Stillwater, Okla.	L	1-3
4-17-91	Norman, Okla.	L	0-3
4-27-91	Lincoln, Neb.	L	1-7
4-28-91	Lincoln, Neb.	W	3-0
5-5-91	Oklahoma City, Okla.	L	1-2
4-4-92	Stillwater, Okla.	L	0-2
4-5-92	Stillwater, Okla.	L	0-3
4-11-92	Oklahoma City, Okla.	L	0-2
4-7-93	Stillwater, Okla.	L	0-7
4-7-93	Stillwater, Okla.	L	0-1
4-21-93	Norman, Okla.	L	0-4
4-21-93	Norman, Okla.	L	0-3
3-18-94	Stillwater, Okla.	W	2-0
4-13-94	Stillwater, Okla.	L	0-1
4-13-94	Stillwater, Okla.	L	0-2
4-27-94	Stillwater, Okla.	L	3-4
4-27-94	Stillwater, Okla.	L	1-2
4-5-95	Oklahoma City, Okla.	W	3-0
4-5-95	Oklahoma City, Okla.	L	3-5 (10)
4-26-95	Stillwater, Okla.	L	0-1
4-26-95	Stillwater, Okla.	L	0-3
5-20-95	Stillwater, Okla.	W	2-0
3-16-96	Stillwater, Okla.	W	7-4
4-3-96	Stillwater, Okla.	W	4-0
4-3-96	Stillwater, Okla.	L	1-5
4-17-96	Oklahoma City, Okla.	L	0-1
4-17-96	Oklahoma City, Okla.	W	8-0
5-10-96	Oklahoma City, Okla.	W	5-0
4-2-97	Norman, Okla.	W	1-0
4-16-97	Stillwater, Okla.	W	4-0
5-16-97	Norman, Okla.	L	0-2
5-17-97	Norman, Okla.	L	3-5
2-15-98	Grand Prairie, Texas	W	4-3
4-1-98	Stillwater, Okla.	L	1-2
4-22-98	Norman, Okla.	W	2-1
5-2-98	Oklahoma City, Okla.	W	3-2
2-13-99	Arlington, Texas	W	3-2
4-21-99	Norman, Okla.	W	7-2
4-30-99	Stillwater, Okla.	W	6-2
5-13-99	Oklahoma City, Okla.	W	5-0
4-5-00	Stillwater, Okla.	W	4-2
4-19-00	Norman, Okla.	W	10-5
4-4-01	Norman, Okla.	W	3-0

4-19-01	Stillwater, Okla.	W	16-0 (5)
5-12-01	Oklahoma City, Okla.	W	6-0
4-3-02	Stillwater, Okla.	W	6-5
4-24-02	Norman, Okla.	W	5-4 (10)
4-2-03	Norman, Okla.	W	2-1
4-24-03	Stillwater, Okla.	L	0-4
5-3-03	Oklahoma City, Okla.	W	3-2
5-4-03	Oklahoma City, Okla.	W	11-2 (5)
4-8-04	Stillwater, Okla.	W	2-1
4-28-04	Norman, Okla.	W	5-1
4-6-05	Norman, Okla.	W	9-0 (6)
4-27-05	Stillwater, Okla.	W	3-2 (9)
4-5-06	Stillwater, Okla.	W	15-1
4-26-06	Norman, Okla.	W	9-3
5-11-06	Oklahoma City, Okla.	W	10-2
4-4-07	Norman, Okla.	W	8-0
4-25-07	Stillwater, Okla.	W	2-1
4-22-08	Stillwater, Okla.	W	3-1
4-23-08	Norman, Okla.	W	6-1
4-15-09	Norman, Okla.	W	8-1
4-30-09	Stillwater, Okla.	W	6-2

## OREGON (Oklahoma leads 8-4)

4-26-80	Berkely, Calif.	W	5-1
3-3-88	Las Cruces, N.M.	L	0-3
3-3-89	Las Cruces, N.M.	L	0-7
2-18-90	Tucson, Ariz.	L	0-2
3-26-95	Sacramento, Calif.	W	6-2
3-3-96	Columbus, Ga.	W	4-2
2-14-99	Arlington, Texas	W	3-2
5-22-05	Norman, Okla.	W	2-1
2-23-06	Palm Springs, Calif.	W	1-0
2-23-08	Palm Springs, Calif.	L	0-1
5-16-08	Norman, Okla.	W	6-0
5-18-08	Norman, Okla.	W	11-0 (6)

## OREGON STATE (Oklahoma leads 9-2)

4-25-80	Berkely, Calif.	W	1-0
3-4-95	Las Cruces, N.M.	W	9-1
3-20-97	Fullerton, Calif.	L	1-4
3-23-97	Fullerton, Calif.	W	4-1
3-19-98	Fullerton, Calif.	L	1-3
3-16-00	Fullerton, Calif.	W	9-0
5-20-00	Norman, Okla.	W	5-3
5-21-00	Norman, Okla.	W	3-2
2-23-01	Columbus, Ga.	W	1-0
5-18-03	Gainesville, Fla.	W	7-2
2-24-07	Palm Springs, Calif.	W	4-1

## PACIFIC (Oklahoma leads 5-2)

3-23-85	Fullerton, Calif.	L	0-2
3-28-93	San Jose, Calif.	L	1-7
3-24-94	Sacramento, Calif.	W	6-1
3-25-95	Sacramento, Calif.	W	5-1
2-25-06	Palm Springs, Calif.	W	8-5
3-15-07	Fullerton, Calif.	W	10-3
2-22-08	Palm Springs, Calif.	W	14-5 (6)

## PENNSYLVANIA (Oklahoma leads 3-0)

3-6-92	Fort Myers, Fla.	W	8-0
3-5-94	Gainesville, Fla.	W	18-2
3-7-94	Gainesville, Fla.	W	13-1

## PENN STATE (Oklahoma leads 2-0)

3-12-93	Tampa, Fla.	W	1-0
2-18-00	Tucson, Ariz.	W	9-3



# SERIES RESULTS

## PHILLIPS (Oklahoma leads 2-0)

4-11-75	Norman, Okla.	W	5-4
4-18-75	Weatherford, Okla.	W	14-11

## PIMA (Oklahoma leads 1-0)

3-9-85	Las Cruces, N.M.	W	7-4
--------	------------------	---	-----

## PITTSBURGH STATE (Series tied 1-1)

4-4-80	Springfield, Mo.	W	5-1
3-19-81	Norman, Okla.	L	2-3

## PORTLAND STATE (Oklahoma leads 1-0)

4-24-80	Berkely, Calif.	W	12-0
---------	-----------------	---	------

## PRINCETON (Oklahoma leads 2-0)

5-16-87	Macomb, Ill.	W	5-1
3-16-08	Sacramento, Calif.	W	4-3

## PROVIDENCE (Series tied 1-1)

3-5-93	Fort Myers, Fla.	L	3-4
5-21-94	Stillwater, Okla.	W	4-1

## PURDUE (Oklahoma leads 1-0)

2-11-00	Arlington, Texas	W	6-1
---------	------------------	---	-----

## QUINCY COLLEGE (Oklahoma leads 1-0)

3-10-87	Norman, Okla.	W	7-5
---------	---------------	---	-----

## REGIS (Oklahoma leads 2-0)

4-24-92	Denver, Colo.	W	4-0
4-24-92	Denver, Colo.	W	13-3

## RHODE ISLAND (Oklahoma leads 2-1)

5-20-82	Norman, Okla.	L	0-2
3-18-90	Tallahassee, Fla.	W	7-0 (f)
3-10-92	Tampa, Fla.	W	18-0

## ROBERT MORRIS (Oklahoma leads 2-1)

3-12-92	Tampa, Fla.	W	5-4
3-10-94	Norman, Okla.	W	6-2
3-10-94	Norman, Okla.	L	2-12

## RUTGERS (Oklahoma leads 3-0)

3-19-81	Norman, Okla.	W	1-0
3-14-97	Houston, Texas	W	8-0
3-15-02	Fullerton, Calif.	W	8-3 (8)

## SAINT EDWARDS (Series tied 1-1)

2-23-91	Arlington, Texas	L	2-3
2-23-91	Arlington, Texas	W	2-1

## SAINT GREGORY'S (Oklahoma leads 3-0)

3-11-03	Norman, Okla.	W	7-4
3-11-03	Norman, Okla.	W	5-0
2-12-08	Norman, Okla.	W	10-0 (5)

## SAINT JOSEPH'S [Pa.] (Oklahoma leads 1-0)

3-7-92	Fort Myers, Fla.	W	6-2
--------	------------------	---	-----

## SAINT LOUIS (Oklahoma leads 3-0)

3-24-83	Bartlesville, Okla.	W	15-0
4-9-95	Springfield, Mo.	W	9-0
3-1-09	Norman, Okla.	W	7-4

## SAINT MARY'S (Saint Mary's leads 2-1)

9-14-79	College Station, Texas	W	15-0
9-13-80	San Antonio, Texas	L	2-5
3-20-87	Houston, Texas	L	0-3

## SAINT THOMAS (Oklahoma leads 1-0)

3-5-94	Fort Myers, Fla.	W	15-0
--------	------------------	---	------

## SACRAMENTO STATE (Series tied 2-2)

3-27-92	San Jose, Calif.	W	9-5
3-27-93	Sacramento, Calif.	L	0-4
3-26-95	Sacramento, Calif.	L	1-4
3-15-08	Sacramento, Calif.	W	2-0

## SAM HOUSTON STATE (Oklahoma leads 9-7)

3-31-78	Denton, Texas	L	0-2
5-5-78	Denton, Texas	W	3-2
5-4-79	Norman, Okla.	W	4-2
5-2-80	College Station, Texas	W	2-1
9-20-80	Nacogdoches, Texas	L	3-6
3-29-81	Denton, Texas	W	5-2

3-19-87	Houston, Texas	L	2-4
3-9-88	Norman, Okla.	L	0-10
3-9-88	Norman, Okla.	L	1-2
3-11-89	Norman, Okla.	W	2-1
3-12-94	Tampa, Fla.	W	9-1
2-24-96	Monroe, La.	L	1-6
2-22-04	Norman, Okla.	L	1-3
2-22-04	Norman, Okla.	W	15-10
2-11-05	Houston, Texas	W	1-0
2-12-05	Houston, Texas	W	12-2 (5)

## SAMFORD (Oklahoma leads 2-0)

3-9-91	Tampa, Fla.	W	2-0
2-23-92	Lafayette, La.	W	6-0

## SAN DIEGO STATE (Oklahoma leads 6-1)

3-7-98	Tucson, Ariz.	W	4-2
3-7-98	Tucson, Ariz.	W	3-2
3-21-98	Fullerton, Calif.	W	4-1
2-23-01	Columbus, Ga.	W	8-2
3-20-01	San Diego, Calif.	L	1-4
3-16-04	San Diego, Calif.	W	4-1
2-23-08	Palm Springs, Calif.	W	1-0

## SAN JOSE STATE (San Jose State leads 1-0)

3-25-88	Sunnyvale, Calif.	L	1-7
---------	-------------------	---	-----

## SANTA CLARA (Oklahoma leads 1-0)

3-26-88	Sunnyvale, Calif.	W	8-4
---------	-------------------	---	-----

## SETON HALL (Oklahoma leads 1-0)

2-26-05	Columbus, Ga.	W	4-1
---------	---------------	---	-----

## SLIPPERY ROCK (Oklahoma leads 1-0)

3-4-94	Fort Myers, Fla.	W	11-0
--------	------------------	---	------

## SOUTH CAROLINA (South Carolina leads 5-2)

4-15-83	Ruston, La.	L	0-5
3-9-91	Tampa, Fla.	L	1-2 (8)
3-9-94	Norman, Okla.	L	2-5
3-2-96	Columbus, Ga.	L	1-2 (8)
3-21-96	Fullerton, Calif.	W	2-0
2-24-01	Columbus, Ga.	L	0-4
2-16-08	Las Vegas, Nev.	W	2-1

## SOUTH FLORIDA (South Florida leads 3-2)

3-8-91	Tampa, Fla.	L	2-3
3-12-92	Tampa, Fla.	L	0-5
2-7-03	Gainesville, Fla.	L	4-5
2-8-03	Gainesville, Fla.	W	8-0
5-16-03	Gainesville, Fla.	W	8-0 (6)

## SOUTHEAST MISSOURI (Oklahoma leads 2-1)

3-29-80	Denton, Texas	W	3-1
3-31-80	Norman, Okla.	L	1-5
3-30-81	Norman, Okla.	W	7-1

## SOUTHEASTERN LOUISIANA (Oklahoma leads 3-0)

3-22-91	Lafayette, La.	W	4-2
3-23-91	Lafayette, La.	W	6-1
2-6-04	Baton Rouge, La.	W	5-4



Jill Most



# SERIES RESULTS

## SOUTHERN ILLINOIS (Oklahoma leads 8-2)

4-7-78	Springfield, Mo.	L	3-5
3-16-81	Norman, Okla.	W	2-1
4-3-81	Springfield, Mo.	W	4-3
3-18-83	Norman, Okla.	W	1-0
3-13-84	Norman, Okla.	W	2-0
3-14-85	Norman, Okla.	W	5-0
3-12-86	Norman, Okla.	W	1-0
3-15-86	Norman, Okla.	W	1-0
2-22-97	Monroe, La.	L	0-1 (8)
2-23-97	Monroe, La.	W	4-2

## SIU-EDWARDSVILLE (Oklahoma leads 1-0)

3-18-85	Norman, Okla.	W	7-1
---------	---------------	---	-----

## SOUTHERN MISSISSIPPI (Southern Miss leads 3-2)

5-21-99	Baton Rouge, La.	L	0-5
2-13-00	Arlington, Texas	W	10-1
3-12-00	Norman, Okla.	L	4-5
5-27-00	Oklahoma City, Okla.	W	3-1
2-25-01	Columbus, Ga.	L	1-2

## SOUTHERN UTAH (Oklahoma leads 2-0)

3-2-95	Las Cruces, N.M.	W	8-0
2-11-06	Las Vegas, Nevada	W	9-0

## SOUTHWEST BAPTIST (Oklahoma leads 1-0)

4-5-75	Springfield, Mo.	W	19-1
--------	------------------	---	------

## SW OKLAHOMA STATE (Oklahoma leads 10-2)

4-12-75	Norman, Okla.	L	8-10
4-19-75	Weatherford, Okla.	W	10-2
4-9-76	Norman, Okla.	L	2-9
4-2-77	Edmond, Okla.	W	9-1
4-5-77	Norman, Okla.	W	7-6
4-18-77	Weatherford, Okla.	W	12-2
4-18-77	Weatherford, Okla.	W	14-4
4-28-77	Oklahoma City, Okla.	W	12-2
3-29-78	Weatherford, Okla.	W	11-0
4-4-78	Norman, Okla.	W	11-5
3-28-79	Weatherford, Okla.	W	17-1
4-19-79	Norman, Okla.	W	8-4

## STANFORD (Stanford leads 2-1)

3-4-00	Columbus, Ga.	W	8-0
5-29-04	Oklahoma City, Okla.	L	2-3
2-22-08	Palm Springs, Calif.	L	2-3

## STEPHEN F. AUSTIN (Oklahoma leads 12-0)

4-6-79	Springfield, Mo.	W	2-1
5-5-79	Norman, Okla.	W	4-3 (15)
9-22-79	Denton, Texas	W	3-1
9-28-79	Nacogdoches, Texas	W	4-0
4-4-80	Springfield, Mo.	W	11-0
2-16-96	Grand Prairie, Texas	W	13-0
2-25-96	Monroe, La.	W	8-2
3-8-97	Tempe, Ariz.	W	9-0
2-13-98	Grand Prairie, Texas	W	8-0
2-8-02	Grand Prairie, Texas	W	8-0
2-18-09	Norman, Okla.	W	4-3 (8)
2-18-09	Norman, Okla.	W	3-1

## STETSON (Oklahoma leads 1-0)

3-18-90	Tallahasee, Fla.	W	7-6
---------	------------------	---	-----



Krystle Huey

## SYRACUSE (Oklahoma leads 1-0)

3-18-05	Fullerton, Calif.	W	3-0
---------	-------------------	---	-----

## TARKIO (Tarkio leads 3-1)

4-8-77	Springfield, Mo.	L	6-7
3-24-78	Norman, Okla.	L	1-4
4-1-78	Denton, Texas	L	2-4
3-22-79	Norman, Okla.	W	5-3

## TARLETON STATE (Oklahoma leads 1-0)

3-14-97	Houston, Texas	W	4-0
---------	----------------	---	-----

## TEMPLE (Oklahoma leads 5-0)

3-12-93	Tampa, Fla.	W	2-1
3-13-93	Tampa, Fla.	W	3-1
5-20-04	Tucson, Ariz.	W	5-0
3-3-07	Norman, Okla.	W	10-0
3-4-07	Norman, Okla.	W	21-0

## TENNESSEE (Tennessee leads 2-0)

3-6-09	Norman, Okla.	L	1-4
3-7-09	Oklahoma City, Okla.	L	5-6 (8)

## TENNESSEE TECH (Oklahoma leads 4-0)

3-15-91	Fort Myers, Fla.	W	5-1
3-15-91	Fort Myers, Fla.	W	7-3
3-9-92	Fort Myers, Fla.	W	6-0
2-19-00	Tucson, Ariz.	W	16-1 (5)

## TEXAS (Series tied 20-20)

4-19-97	Austin, Texas	L	1-4
4-19-97	Austin, Texas	W	10-0
5-2-97	Oklahoma City, Okla.	W	6-5
3-22-98	Fullerton, Calif.	L	0-2
4-18-98	Norman, Okla.	L	0-1
4-18-98	Norman, Okla.	W	5-4
5-1-98	Oklahoma City, Okla.	W	1-0
3-20-99	Fullerton, Calif.	L	1-5
4-18-99	Austin, Texas	W	2-1
4-18-99	Austin, Texas	L	0-1
3-4-00	Columbus, Ga.	W	8-1
4-8-00	Austin, Texas	W	5-1
4-9-00	Austin, Texas	W	9-5

5-12-00	Oklahoma City, Okla.	W	11-0 (5)
4-7-01	Norman, Okla.	W	4-1
4-8-01	Norman, Okla.	W	7-4
3-15-02	Fullerton, Calif.	L	0-1
4-14-02	Norman, Okla.	L	1-2 (10)
4-14-02	Norman, Okla.	L	2-3
5-4-02	Oklahoma City, Okla.	W	4-0
5-5-02	Oklahoma City, Okla.	L	0-2
5-18-02	Norman, Okla.	W	4-1
4-11-03	Austin, Texas	L	0-1 (9)
4-12-03	Austin, Texas	L	1-2
5-2-03	Oklahoma City, Okla.	L	0-1
5-4-03	Oklahoma City, Okla.	L	0-1
4-3-04	Norman, Okla.	W	3-2
4-4-04	Norman, Okla.	W	9-6
4-9-05	Norman, Okla.	L	2-4
4-10-05	Norman, Okla.	W	4-0
5-13-05	Oklahoma City, Okla.	L	1-3
4-14-06	Norman, Okla.	L	4-9
4-15-06	Norman, Okla.	L	0-2
3-24-07	Austin, Texas	W	7-0
3-25-07	Austin, Texas	L	4-5 (10)
4-26-08	Norman, Okla.	W	8-0 (6)
4-27-08	Norman, Okla.	W	8-0 (5)
3-28-09	Austin, Texas	L	6-15 (5)
3-29-09	Austin, Texas	L	7-9
5-9-09	Oklahoma City, Okla.	W	6-2

## TEXAS A&M (Oklahoma leads 37-28)

4-26-77	Norman, Okla.	L	0-7
4-8-78	Springfield, Mo.	L	1-6
4-7-79	Springfield, Mo.	W	3-0
5-5-79	Norman, Okla.	L	0-1
5-6-79	Norman, Okla.	L	0-3
9-14-79	College Station, Texas	L	0-5
9-15-79	College Station, Texas	L	0-5
9-22-79	Denton, Texas	L	3-4
9-29-79	Nacogdoches, Texas	W	3-2
3-28-80	Denton, Texas	L	0-7
5-1-80	College Station, Texas	L	0-1
9-13-80	San Antonio, Texas	L	3-4
9-19-80	Nacogdoches, Texas	L	1-2
10-9-80	Denton, Texas	L	3-13

# SERIES RESULTS

3-21-81	Norman, Okla.	W	1-0
3-9-82	College Station, Texas	L	0-3
3-9-82	College Station, Texas	L	0-1
3-17-84	Norman, Okla.	L	0-1
3-15-85	Norman, Okla.	W	1-0
4-24-86	Logan, Utah	W	3-1
3-17-89	San Jose, Calif.	L	3-5
4-15-89	Oklahoma City, Okla.	W	7-4
2-20-94	Grand Prairie, Texas	L	4-9
3-24-94	Sacramento, Calif.	W	3-1
4-1-94	Tulsa, Okla.	W	1-0
2-21-95	Grand Prairie, Texas	W	2-0
2-25-95	College Station, Texas	W	5-1
4-6-96	Norman, Okla.	W	6-2
4-6-96	Norman, Okla.	W	4-2
4-7-96	Norman, Okla.	W	2-1 (11)
3-15-97	Houston, Texas	W	5-0
4-20-97	College Station, Texas	L	2-8
4-20-97	College Station, Texas	W	8-7
4-19-98	Norman, Okla.	W	1-0 (9)
4-19-98	Norman, Okla.	L	1-3
4-17-99	College Station, Texas	W	3-0
4-17-99	College Station, Texas	W	6-4
3-25-00	College Station, Texas	W	4-2
3-26-00	College Station, Texas	W	4-1
5-11-00	Oklahoma City, Okla.	L	6-9
3-23-01	Norman, Okla.	W	5-1
3-24-01	Norman, Okla.	W	8-0
5-9-01	Oklahoma City, Okla.	W	7-0
3-23-02	College Station, Texas	W	6-1
3-24-02	College Station, Texas	W	2-1
5-17-02	Norman, Okla.	W	7-0
5-19-02	Norman, Okla.	W	8-1
4-26-03	Norman, Okla.	W	4-2
4-27-03	Norman, Okla.	W	12-5
5-2-03	Oklahoma City, Okla.	W	4-0 (9)
3-27-04	College Station, Texas	L	0-1
3-28-04	College Station, Texas	L	4-5
4-16-05	Norman, Okla.	W	15-7 (6)
4-17-05	Norman, Okla.	L	1-4
5-13-05	Oklahoma City, Okla.	W	6-2
3-18-06	Fullerton, Calif.	L	6-7
4-8-06	College Station, Texas	W	4-0
4-9-06	College Station, Texas	L	1-5
5-11-06	Oklahoma City, Okla.	W	13-6
3-31-07	Norman, Okla.	W	4-2
4-1-07	Norman, Okla.	L	4-9
4-12-08	College Station, Texas	L	2-4
4-13-08	College Station, Texas	L	0-1
4-18-09	Norman, Okla.	W	7-3
4-19-09	Norman, Okla.	W	3-1

## TEXAS A&M CORPUS CHRISTI (Oklahoma leads 2-0)

3-7-02	Norman, Okla.	W	5-4 (9)
3-8-02	Norman, Okla.	W	10-0

## TEXAS-ARLINGTON (Oklahoma leads 23-19)

4-3-76	Norman, Okla.	L	2-18
3-24-78	Norman, Okla.	W	3-1
3-31-78	Denton, Texas	L	1-2
3-23-79	Norman, Okla.	L	2-4
9-28-79	Nacogdoches, Texas	W	3-1
3-28-80	Denton, Texas	W	3-2
3-29-80	Denton, Texas	W	6-1
4-1-80	Norman, Okla.	W	9-1
9-19-80	Nacogdoches, Texas	L	3-4

3-7-82	Arlington, Texas	L	1-2
3-7-82	Arlington, Texas	W	2-1
5-6-82	Edmond, Okla.	W	5-4
5-8-82	Edmond, Okla.	W	3-0
4-18-84	Norman, Okla.	W	4-0
4-18-84	Norman, Okla.	L	0-3
4-25-84	Arlington, Texas	L	0-1 (9)
4-25-84	Arlington, Texas	L	1-2 (8)
3-28-85	Arlington, Texas	W	2-0
3-28-85	Arlington, Texas	L	0-1
4-15-87	Norman, Okla.	W	3-2
3-10-88	Norman, Okla.	L	0-2
4-13-88	Norman, Okla.	W	2-1
3-11-89	Norman, Okla.	L	0-1
4-12-89	Norman, Okla.	W	5-0
4-4-90	Arlington, Texas	L	0-1
4-4-90	Arlington, Texas	L	2-3
2-24-91	Arlington, Texas	L	0-2
2-24-91	Arlington, Texas	L	2-5
2-15-92	Arlington, Texas	W	3-2
2-15-92	Arlington, Texas	L	1-8
4-15-92	Norman, Okla.	W	2-1
4-15-92	Norman, Okla.	W	8-1
2-13-93	Arlington, Texas	L	1-2
2-14-93	Arlington, Texas	L	2-10
4-27-93	Norman, Okla.	L	1-4
4-27-93	Norman, Okla.	W	4-3
2-18-94	Grand Prairie, Texas	W	4-2
4-20-94	Norman, Okla.	W	2-0
4-20-94	Norman, Okla.	W	5-1
2-17-95	Arlington, Texas	W	10-4
2-8-02	Grand Prairie, Texas	W	4-0
5-17-03	Gainesville, Fla.	W	6-2

## TEXAS-EL PASO (Oklahoma leads 2-0)

3-12-05	Norman, Okla.	W	9-0 (5)
3-13-05	Norman, Okla.	W	6-3

## TEXAS LUTHERAN (Oklahoma leads 1-0)

3-14-97	Houston, Texas	W	2-0
---------	----------------	---	-----

## TEXAS-PAN AMERICAN (Oklahoma leads 1-0)

9-12-80	San Antonio, Texas	W	14-2
---------	--------------------	---	------

## TEXAS-SAN ANTONIO (Oklahoma leads 3-1)

2-18-96	Grand Prairie, Texas	L	2-3
2-13-00	Arlington, Texas	W	3-2
3-11-00	Norman, Okla.	W	5-3
2-9-02	Grand Prairie, Texas	W	9-1

## TEXAS STATE (Oklahoma leads 5-1)

3-6-87	Norman, Okla.	L	3-4
3-6-87	Norman, Okla.	W	4-2
2-21-95	Grand Prairie, Texas	W	6-1
2-13-98	Grand Prairie, Texas	W	3-0 (8)
2-12-00	Arlington, Texas	W	9-0
2-15-09	Houston, Texas	W	3-2

## TEXAS TECH (Oklahoma leads 32-4)

4-26-77	Norman, Okla.	W	7-1
9-13-80	San Antonio, Texas	W	15-2
10-11-80	Denton, Texas	W	11-0
3-8-85	Las Cruces, N.M.	W	4-2
4-5-96	Norman, Okla.	W	6-2
4-5-96	Norman, Okla.	W	8-0
4-5-96	Norman, Okla.	W	6-1
4-6-97	Norman, Okla.	W	3-0
4-6-97	Norman, Okla.	W	6-2
3-8-98	Tucson, Ariz.	L	0-1
4-5-98	Lubbock, Texas	W	6-1
4-5-98	Lubbock, Texas	W	8-0
4-24-99	Norman, Okla.	L	1-4
5-14-99	Oklahoma City, Okla.	L	1-2
4-15-00	Norman, Okla.	W	5-0
4-16-00	Norman, Okla.	W	7-1
4-13-01	Lubbock, Texas	W	8-0 (5)
4-14-01	Lubbock, Texas	W	5-0
5-10-01	Oklahoma City, Okla.	W	2-1
3-29-02	Norman, Okla.	W	3-1
3-29-02	Norman, Okla.	W	4-0
4-18-03	Lubbock, Texas	W	6-2
4-18-03	Lubbock, Texas	W	10-0 (5)
4-21-04	Norman, Okla.	W	7-3
4-21-04	Norman, Okla.	W	4-3
4-11-05	Lubbock, Texas	W	8-5
4-11-05	Lubbock, Texas	W	9-2
3-28-06	Norman, Okla.	L	2-4



Melyssa Lombardi





# SERIES RESULTS



Patti Graham

3-28-06	Norman, Okla.	W	7-3
3-22-07	Lubbock, Texas	W	7-0
3-22-07	Lubbock, Texas	W	7-3
5-12-07	Oklahoma City, Okla.	W	6-3
4-10-08	Norman, Okla.	W	3-2
4-10-08	Norman, Okla.	W	8-3
3-10-09	Lubbock, Texas	W	6-1
3-10-09	Lubbock, Texas	W	12-0 (5)

## TEXAS WESLEYAN (Oklahoma leads 9-2)

3-31-78	Denton, Texas	W	6-2
5-6-78	Denton, Texas	L	1-2
3-30-79	Denton, Texas	W	5-0
9-14-79	College Station, Texas	W	2-1
9-21-79	Denton, Texas	L	0-1
10-10-80	Denton, Texas	W	8-0
10-9-81	Stillwater, Okla.	W	1-0
3-8-82	Norman, Okla.	W	4-2
3-8-82	Norman, Okla.	W	6-1
2-23-91	Arlington, Texas	W	2-0
2-23-91	Arlington, Texas	W	5-0

## TEXAS WOMAN'S (Texas Woman's leads 15-2)

5-16-75	Omaha, Neb.	L	2-9
3-29-77	Ardmore, Okla.	L	2-3
4-9-77	Springfield, Mo.	L	1-6
4-11-78	Ardmore, Okla.	L	0-1 (11)
4-11-78	Ardmore, Okla.	W	1-0
5-5-78	Denton, Texas	L	2-3 (11)
3-25-79	Norman, Okla.	L	0-4
4-7-79	Springfield, Mo.	L	0-1 (20)
9-28-79	Nacogdoches, Texas	L	0-1
9-29-79	Nacogdoches, Texas	L	0-4
10-2-79	Ardmore, Okla.	L	3-4
10-2-79	Ardmore, Okla.	L	1-4
3-29-80	Denton, Texas	L	0-4
4-5-80	Springfield, Mo.	L	0-1
5-2-80	College Station, Texas	W	1-0
10-10-80	Stillwater, Okla.	L	1-6
5-2-81	Shawnee, Okla.	L	0-6

## TOLEDO (Series tied 1-1)

2-17-90	Tucson, Ariz.	L	2-10
3-28-92	San Jose, Calif.	W	15-5

## TROY (Oklahoma leads 2-0)

3-4-06	Norman, Okla.	W	13-2
3-5-06	Norman, Okla.	W	2-1 (8)

## TULSA (Oklahoma leads 31-7)

2-19-94	Grand Prairie, Texas	W	11-10
3-18-94	Stillwater, Okla.	W	10-3
3-29-94	Broken Arrow, Okla.	W	6-1
3-29-94	Broken Arrow, Okla.	W	7-2
4-1-94	Sand Spring, Okla.	W	13-2
4-19-94	Norman, Okla.	W	1-0
4-19-94	Norman, Okla.	W	3-2
4-18-95	Broken Arrow, Okla.	W	3-1
4-18-95	Broken Arrow, Okla.	W	9-0
2-24-96	Monroe, La.	W	7-0
4-11-96	Oklahoma City, Okla.	W	7-0
4-11-96	Oklahoma City, Okla.	W	7-2
2-15-97	Houston, Texas	W	9-1
4-23-97	Broken Arrow, Okla.	W	9-2
2-14-98	Grand Prairie, Texas	W	6-0
3-29-00	Norman, Okla.	W	4-1
3-29-00	Norman, Okla.	W	1-0
2-10-01	Arlington, Texas	W	17-1
2-18-01	Norman, Okla.	W	7-1
4-25-01	Tulsa, Okla.	W	13-2 (5)
5-3-01	Norman, Okla.	W	9-0
3-27-02	Tulsa, Okla.	W	14-6
4-30-02	Norman, Okla.	W	11-2
4-22-03	Tulsa, Okla.	W	8-0
4-28-03	Norman, Okla.	L	4-5
4-5-04	Tulsa, Okla.	L	0-2
5-11-04	Norman, Okla.	W	4-3
3-23-05	Tulsa, Okla.	L	2-4
4-20-05	Norman, Okla.	L	2-6
3-8-06	Tulsa, Okla.	W	8-0
4-19-06	Norman, Okla.	W	3-0
2-20-07	Norman, Okla.	W	5-3
3-7-07	Tulsa, Okla.	L	0-2
2-27-08	Norman, Okla.	W	8-0 (6)
3-5-08	Tulsa, Okla.	L	3-5
2-25-09	Tulsa, Okla.	W	7-3
3-4-09	Norman, Okla.	W	5-3
5-16-09	Norman, Okla.	L	3-5

## UCLA (UCLA leads 7-2)

3-9-81	Los Angeles, Calif.	L	2-3
3-9-81	Los Angeles, Calif.	L	0-11
2-16-90	Tucson, Ariz.	L	1-7
3-13-94	Tampa, Fla.	L	0-3
5-29-00	Oklahoma City, Okla.	W	3-1
5-25-02	Oklahoma City, Okla.	L	0-2
2-26-06	Palm Springs, Calif.	L	0-2
2-8-08	Los Angeles, Calif.	L	1-6
2-10-08	Los Angeles, Calif.	W	7-0 (5)

## UC RIVERSIDE (Oklahoma leads 2-0)

2-28-03	Tempe, Ariz.	W	7-4
3-2-03	Tempe, Ariz.	W	13-1 (5)

## UC SANTA BARBARA (Oklahoma leads 2-0)

2-24-06	Palm Springs, Calif.	W	6-2
2-8-08	Los Angeles, Calif.	W	12-1 (5)

## UNLV (Oklahoma leads 8-3)

4-15-82	Las Vegas, Nev.	W	10-0
5-19-95	Stillwater, Okla.	L	2-10
5-21-95	Stillwater, Okla.	W	2-1
5-21-95	Stillwater, Okla.	L	0-2
3-20-97	Fullerton, Calif.	W	3-2
3-20-98	Fullerton, Calif.	W	5-3
3-18-99	Fullerton, Calif.	L	3-7
3-17-00	Fullerton, Calif.	W	10-5
3-13-03	Fullerton, Calif.	W	5-2
3-5-05	Las Vegas, Nev.	W	4-3
2-11-06	Las Vegas, Nev.	W	5-3

## USAO (Oklahoma leads 3-2)

3-20-75	Norman, Okla.	W	6-0
3-20-75	Norman, Okla.	W	13-5
3-25-75	Chickasha, Okla.	L	3-4
4-12-75	Norman, Okla.	W	7-2
3-23-76	Norman, Okla.	L	6-16

## US INTERNATIONAL (Oklahoma leads 3-0)

4-2-83	Norman, Okla.	W	6-1
4-2-83	Norman, Okla.	W	6-3
3-21-86	Fullerton, Calif.	W	4-0

## UTAH (Oklahoma leads 12-5)

3-23-82	Norman, Okla.	L	0-5
4-15-82	Las Vegas, Nev.	L	1-4
5-21-82	Norman, Okla.	W	4-2
3-7-85	Las Cruces, N.M.	L	1-10
3-22-85	Fullerton, Calif.	W	3-0
3-20-86	Fullerton, Calif.	W	1-0
2-16-90	Tucson, Ariz.	L	1-3
3-25-95	Sacramento, Calif.	W	4-1
5-20-95	Stillwater, Okla.	W	7-1
2-16-96	Grand Prairie, Texas	W	4-0
3-1-96	Columbus, Ga.	W	3-0
3-3-96	Columbus, Ga.	L	2-5 (8)
2-9-02	Grand Prairie, Texas	W	6-1
2-22-02	Columbus, Ga.	W	8-1
3-16-02	Fullerton, Calif.	W	8-0
5-16-02	Norman, Okla.	W	6-0
3-15-06	Fullerton, Calif.	W	4-1

# SERIES RESULTS

## UTAH STATE (Utah State leads 6-2)

3-21-85	Norman, Okla.	L	1-2 (10)
3-21-85	Norman, Okla.	L	0-1
3-6-86	Albuquerque, N.M.	L	3-5
4-24-86	Logan, Utah	L	0-5
3-17-89	San Jose, Calif.	L	2-4
3-27-92	San Jose, Calif.	L	0-7
3-21-97	Fullerton, Calif.	W	6-0
3-15-01	Fullerton, Calif.	W	8-0 (5)

## UTAH VALLEY STATE (Oklahoma leads 2-0)

3-11-06	Norman, Okla.	W	19-7
3-12-06	Norman, Okla.	W	14-1

## VALPARASIO (Oklahoma leads 2-0)

3-10-05	Norman, Okla.	W	7-2
3-10-05	Norman, Okla.	W	9-2

## VILLANOVA (Oklahoma leads 2-0)

3-4-94	Fort Myers, Fla.	W	9-0
2-21-03	Columbus, Ga.	W	3-1

## VIRGINIA (Series tied 1-1)

3-9-90	Tampa, Fla.	L	0-1
3-11-94	Tampa, Fla.	W	2-1

## WASHBURN (Oklahoma leads 3-2)

4-11-91	Topeka, Kan.	W	7-0
4-11-91	Topeka, Kan.	L	0-3
4-17-92	Topeka, Kan.	L	1-6
4-17-92	Topeka, Kan.	W	4-2
4-8-94	Topeka, Kan.	W	17-3

## WASHINGTON (Series tied 6-6)

3-3-95	San Diego, Calif.	L	2-3
3-2-97	Columbus, Ga.	W	1-0
3-22-97	Fullerton, Calif.	W	11-2
3-1-98	Columbus, Ga.	L	0-3
3-18-99	Fullerton, Calif.	L	0-4
5-19-01	Norman, Okla.	W	3-2
5-20-01	Norman, Okla.	W	10-2
5-22-03	Oklahoma City, Okla.	L	1-3
3-20-04	Fullerton, Calif.	L	0-1 (8)

5-27-04	Oklahoma City, Okla.	W	6-2
3-5-05	Las Vegas, Nev.	W	8-1
2-10-06	Las Vegas, Nev.	L	4-12 (5)

## WAYNE STATE (Oklahoma leads 1-0)

3-31-78	Denton, Texas	W	4-1
---------	---------------	---	-----

## WEST TEXAS A&M (Oklahoma leads 6-2)

10-3-79	Weatherford, Okla.	W	8-1
10-3-79	Weatherford, Okla.	W	16-1
3-8-80	Amarillo, Texas	W	13-1
3-8-80	Amarillo, Texas	W	11-1
9-28-80	Denton, Texas	L	0-4
5-3-81	Norman, Okla.	L	5-6
9-11-81	Norman, Okla.	W	2-0
5-7-82	Edmond, Okla.	W	1-0

## WESTERN ILLINOIS (Western Illinois leads 4-1)

5-5-80	Norman, Okla.	L	0-1
3-19-82	Norman, Okla.	L	3-8
4-14-89	Oklahoma City, Okla.	L	2-3
3-11-91	Tampa, Fla.	L	2-10
3-11-91	Tampa, Fla.	W	6-5

## WESTERN MICHIGAN (Western Michigan leads 4-1)

3-24-81	Norman, Okla.	L	2-3
3-28-83	Norman, Okla.	L	2-3
3-28-83	Norman, Okla.	L	3-7
3-20-84	Norman, Okla.	L	0-1
3-3-01	Tucson, Ariz.	W	10-1

## WICHITA STATE (Oklahoma leads 37-7)

3-22-75	Wichita, Kan.	W	11-0
4-3-76	Norman, Okla.	L	1-10
3-26-77	Wichita, Kan.	L	2-6
3-27-77	Wichita, Kan.	W	7-2
4-18-78	Wichita, Kan.	W	10-0
4-17-79	Wichita, Kan.	W	3-0
4-17-79	Wichita, Kan.	L	0-1
3-20-80	Norman, Okla.	W	2-0
3-8-85	Las Cruces, N.M.	W	2-1
4-1-85	Wichita, Kan.	W	1-0
4-1-85	Wichita, Kan.	W	7-0

3-25-86	Stillwater, Okla.	W	2-0
3-12-87	Norman, Okla.	W	3-1
3-3-88	Las Cruces, N.M.	W	5-1
4-26-89	Norman, Okla.	L	8-9
4-26-89	Norman, Okla.	L	2-9
2-26-90	Norman, Okla.	W	7-2
2-26-90	Norman, Okla.	W	2-0
3-21-90	Wichita, Kan.	L	2-3
3-21-90	Wichita, Kan.	L	1-4
3-18-94	Stillwater, Okla.	W	5-0
3-2-95	Las Cruces, N.M.	W	10-0
3-15-96	Stillwater, Okla.	W	5-0
3-16-96	Stillwater, Okla.	W	8-1
4-24-96	Tulsa, Okla.	W	2-0
4-24-96	Tulsa, Okla.	W	2-1
3-7-97	Tempe, Ariz.	W	3-2
4-23-97	Wichita, Kan.	W	6-2
2-19-98	Norman, Okla.	W	8-0
2-19-98	Norman, Okla.	W	8-0
2-21-98	Norman, Okla.	W	4-0
3-5-99	Wichita, Kan.	W	2-1
3-5-99	Wichita, Kan.	W	17-2
4-6-99	Norman, Okla.	W	7-0
4-6-99	Norman, Okla.	W	7-0
3-8-00	Wichita, Kan.	W	10-0
3-8-00	Wichita, Kan.	W	11-0
3-12-00	Norman, Okla.	W	5-2
2-18-01	Norman, Okla.	W	9-0
3-7-02	Norman, Okla.	W	3-1
3-8-02	Norman, Okla.	W	12-1
5-20-05	Norman, Okla.	W	2-0
3-3-07	Norman, Okla.	W	4-0
3-4-07	Norman, Okla.	W	4-0

## WINTHROP (Winthrop leads 2-0)

3-9-90	Tampa, Fla.	L	0-1
3-12-93	Tampa, Fla.	L	3-7

## WISCONSIN (Oklahoma leads 3-1)

2-23-02	Columbus, Ga.	W	4-3
2-24-02	Columbus, Ga.	L	1-2
3-7-03	Norman, Okla.	W	1-0
3-8-03	Norman, Okla.	W	2-0

## WYOMING (Oklahoma leads 4-1)

3-21-78	Norman, Okla.	W	6-1
3-25-78	Norman, Okla.	L	0-10
3-20-79	Norman, Okla.	W	1-0
3-19-81	Norman, Okla.	W	1-0
10-10-81	Stillwater, Okla.	W	3-0

## YALE (Oklahoma leads 1-0)

3-7-94	Gainesville, Fla.	W	4-1
--------	-------------------	---	-----



Samantha Ricketts



# YEAR-BY-YEAR RESULTS

## SPRING 1975 (14-6)

HEAD COACH: AMY DAHL

3/19	Oklahoma Baptist	Norman, Okla.	W	3-1
3/20	USAO	Norman, Okla.	W	6-0
	USAO	Norman, Okla.	W	13-5
3/22	Wichita State	Wichita, Kan.	W	11-0
3/25	USAO	Chickasha, Okla.	L	3-4
4/1	Central Oklahoma	Edmond, Okla.	W	8-6
	Central Oklahoma	Edmond, Okla.	W	4-1
4/5	Southwest Baptist	Springfield, Mo.	W	19-1
	Missouri State	Springfield, Mo.	L	1-8
4/9	Oklahoma State	Norman, Okla.	W	11-1
4/11	Phillips	Norman, Okla.	W	5-4
4/12	SW Oklahoma State	Norman, Okla.	L	8-10
	USAO	Norman, Okla.	W	7-2
	Oklahoma Baptist	Norman, Okla.	L	2-3
4/16	Oklahoma State	Stillwater, Okla.	W	11-7
4/18	Phillips	Weatherford, Okla.	W	14-11
4/19	SW Oklahoma State	Weatherford, Okla.	W	10-2
4/23	Oklahoma Baptist	Shawnee, Okla.	W	5-2
5/15	Northern Iowa	Omaha, Neb.	L	0-5
5/16	Texas Woman's	Omaha, Neb.	L	2-9

## SPRING 1976 (4-10)

HEAD COACH: AMY DAHL

3/23	Central Oklahoma	Norman, Okla.	L	8-13
	USAO	Norman, Okla.	L	6-16
3/27	Central Oklahoma	Ada, Okla.	W	14-3
4/3	Wichita State	Norman, Okla.	L	1-10
	Texas-Arlington	Norman, Okla.	L	2-18
	Oklahoma State	Norman, Okla.	L	2-12
4/9	SW Oklahoma State	Norman, Okla.	L	2-9
	Central Oklahoma	Norman, Okla.	L	11-18
	Oklahoma State	Norman, Okla.	L	0-11
4/10	NW Oklahoma	Norman, Okla.	L	8-18
	NW Oklahoma	Norman, Okla.	W	8-6
4/23	Central Oklahoma	Norman, Okla.	W	6-5
	NE Oklahoma	Norman, Okla.	W	8-6
4/24	NW Oklahoma	Norman, Okla.	L	1-15

## SPRING 1977 (12-18)

HEAD COACH: MARITA HYNES

3/10	Oklahoma Baptist	Norman, Okla.	W	17-1
3/17	Central Oklahoma	Norman, Okla.	L	4-11
	Central Oklahoma	Norman, Okla.	L	3-13
3/24	Oklahoma State	Stillwater, Okla.	W	9-6
3/25	Missouri State	Stillwater, Okla.	L	1-6
	Missouri State	Stillwater, Okla.	L	6-7
3/26	Wichita State	Wichita, Kan.	L	2-6
3/27	Wichita State	Wichita, Kan.	W	7-2
3/29	Texas Woman's	Ardmore, Okla.	L	2-3
4/2	Central Oklahoma	Edmond, Okla.	L	3-6
	Emporia State	Edmond, Okla.	L	1-6
	SW Oklahoma State	Edmond, Okla.	W	9-1
4/5	SW Oklahoma State	Norman, Okla.	W	7-6
4/8	Missouri State	Springfield, Mo.	L	1-18
	Tarkio	Springfield, Mo.	L	6-7
4/9	Kansas State	Springfield, Mo.	L	4-6
	Texas Woman's	Springfield, Mo.	L	1-6
4/13	Central Oklahoma	Weatherford, Okla.	W	8-5
4/15	Nebraska	Lawrence, Kan.	L	1-2
4/16	Missouri	Lawrence, Kan.	L	3-13
4/18	SW Oklahoma State	Weatherford, Okla.	W	12-2
	SW Oklahoma State	Weatherford, Okla.	W	14-4
4/23	Oklahoma Baptist	Norman, Okla.	L	4-8

4/26	Texas A&M	Norman, Okla.	L	0-7
	Texas Tech	Norman, Okla.	W	7-1
	Oklahoma Baptist	Shawnee, Okla.	W	6-4
4/28	SW Oklahoma State	Oklahoma City, Okla.	W	12-2
4/29	Central Oklahoma	Oklahoma City, Okla.	W	5-0
4/30	Oklahoma State	Oklahoma City, Okla.	L	0-4
	NW Oklahoma	Oklahoma City, Okla.	L	3-9

## SPRING 1978 (24-15)

HEAD COACH: MARITA HYNES

3/9	Central Oklahoma	Edmond, Okla.	W	16-3
3/20	Minnesota	Norman, Okla.	L	5-10
	Minnesota	Norman, Okla.	L	4-5
3/21	Wyoming	Norman, Okla.	W	6-1
	Northwestern	Norman, Okla.	W	9-0
3/24	Tarkio	Norman, Okla.	L	1-4
	Texas-Arlington	Norman, Okla.	W	3-1
3/25	Wyoming	Norman, Okla.	L	0-10
	Kansas State	Norman, Okla.	W	12-1
3/28	Oklahoma State	Stillwater, Okla.	W	3-1 (10)
3/29	NW Oklahoma	Weatherford, Okla.	W	5-3
	SW Oklahoma State	Weatherford, Okla.	W	11-0
3/31	Wayne State	Denton, Texas	W	4-1
	Texas-Arlington	Denton, Texas	L	1-2
3/31	Texas Wesleyan	Denton, Texas	W	6-2
	Sam Houston State	Denton, Texas	L	0-2
4/1	Tarkio	Denton, Texas	L	2-4
4/4	Oklahoma State	Norman, Okla.	W	6-1
	SW Oklahoma State	Norman, Okla.	W	11-5
4/7	Southern Illinois	Springfield, Mo.	L	3-5
	Kansas State	Springfield, Mo.	W	6-0
4/8	Texas A&M	Springfield, Mo.	L	1-6
	Missouri State	Springfield, Mo.	L	1-3
4/11	Texas Woman's	Ardmore, Okla.	L	0-1 (11)
	Texas Woman's	Ardmore, Okla.	W	1-0
4/14	Missouri	Norman, Okla.	W	2-0
4/15	Iowa State	Norman, Okla.	L	1-2
	Kansas	Norman, Okla.	W	5-2
	Iowa State	Norman, Okla.	L	3-9
4/18	Wichita State	Wichita, Kan.	W	10-0
4/19	Central Oklahoma	Norman, Okla.	W	6-4
	Oklahoma Baptist	Norman, Okla.	W	11-8
4/21	NW Oklahoma	Norman, Okla.	W	6-0
	NE Oklahoma	Norman, Okla.	W	4-0
4/22	Oklahoma State	Norman, Okla.	W	10-2
5/4	Angelo State	Denton, Texas	W	10-1
5/5	Sam Houston State	Denton, Texas	W	3-2
	Texas Woman's	Denton, Texas	L	2-3 (11)
5/6	Texas Wesleyan	Denton, Texas	L	1-2

## SPRING 1979 (37-14)

HEAD COACH: MARITA HYNES

3/8	Central Oklahoma	Edmond, Okla.	W	9-1
	Central Oklahoma	Edmond, Okla.	W	13-0
3/12	New Mexico	Albuquerque, N.M.	L	0-6
	New Mexico	Albuquerque, N.M.	W	1-0
3/13	New Mexico State	Albuquerque, N.M.	W	5-0
	New Mexico State	Albuquerque, N.M.	W	1-0
3/14	Arizona	Tucson, Ariz.	L	3-4
	Arizona	Tucson, Ariz.	W	4-3
3/15	Arizona State	Tempe, Ariz.	L	0-3
3/20	Nebraska	Norman, Okla.	W	6-1
	Wyoming	Norman, Okla.	W	1-0
3/21	Minnesota	Norman, Okla.	W	7-6
3/22	Tarkio	Norman, Okla.	W	5-3





# YEAR-BY-YEAR RESULTS

	Ohio State	Norman, Okla.	W	9-3
3/23	Texas-Arlington	Norman, Okla.	L	2-4
	Nebraska	Norman, Okla.	W	8-2
3/25	Texas Woman's	Norman, Okla.	L	0-4
3/26	Nebraska-Omaha	Norman, Okla.	W	3-0
	Indiana	Norman, Okla.	L	1-2
3/27	Central Oklahoma	Norman, Okla.	W	18-0
	Central Oklahoma	Norman, Okla.	W	6-0
3/28	SW Oklahoma State	Weatherford, Okla.	W	17-1
	NW Oklahoma State	Weatherford, Okla.	W	12-0
3/29	Kansas State	Denton, Texas	L	1-2
3/30	Texas Wesleyan	Denton, Texas	W	5-0
3/31	Iowa	Norman, Okla.	W	3-0
4/3	Emporia State	Norman, Okla.	W	5-4
	Emporia State	Norman, Okla.	W	4-0
4/6	Stephen F. Austin	Springfield, Mo.	W	2-1
	Missouri State	Springfield, Mo.	W	5-0
4/7	Illinois State	Springfield, Mo.	W	2-0
	Texas A&M	Springfield, Mo.	W	3-0
	Texas Woman's	Springfield, Mo.	L	0-1 (20)
4/13	Oklahoma State	Fort Dodge, Kan.	L	0-7
	Missouri	Fort Dodge, Kan.	L	3-4
4/14	Kansas State	Fort Dodge, Kan.	W	3-1
4/17	Wichita State	Wichita, Kan.	W	3-0
	Wichita State	Wichita, Kan.	L	0-1
4/18	NW Oklahoma	Alva, Okla.	W	12-0
4/19	SW Oklahoma State	Norman, Okla.	W	8-4
4/21	Oklahoma State	Norman, Okla.	W	1-0 (13)
4/22	Oklahoma State	Norman, Okla.	W	3-2
	Cameron	Norman, Okla.	W	7-1
4/28	Oklahoma State	Norman, Okla.	L	0-3
	Oklahoma State	Norman, Okla.	W	8-5
5/4	Central Oklahoma	Norman, Okla.	W	8-0
	McNeese State	Norman, Okla.	W	10-0
	Sam Houston State	Norman, Okla.	W	4-2
5/5	Texas A&M	Norman, Okla.	L	0-1
	Stephen F. Austin	Norman, Okla.	W	4-3 (15)
5/6	Texas A&M	Norman, Okla.	L	0-3

## FALL 1979 (13-10) HEAD COACH: MARITA HYNES

9/14	Saint Mary's	College Station, Texas	W	15-0
	Texas Wesleyan	College Station, Texas	W	2-1
	Texas A&M	College Station, Texas	L	0-5
9/15	Angelo State	College Station, Texas	W	12-3
	Texas A&M	College Station, Texas	L	0-5
9/21	Baylor	Denton, Texas	L	0-2
	Texas Wesleyan	Denton, Texas	L	0-1
9/22	Texas A&M	Denton, Texas	L	3-4
	Stephen F. Austin	Denton, Texas	W	3-1
9/25	Oklahoma State	Stillwater, Okla.	W	6-1
	Oklahoma State	Stillwater, Okla.	L	4-10
9/28	Texas Woman's	Nacogdoches, Texas	L	0-1
	Stephen F. Austin	Nacogdoches, Texas	W	4-0
	Texas-Arlington	Nacogdoches, Texas	W	3-1
9/29	Baylor	Nacogdoches, Texas	W	5-1
	Texas A&M	Nacogdoches, Texas	W	3-2
	Texas Woman's	Nacogdoches, Texas	L	0-4
10/2	Texas Woman's	Ardmore, Okla.	L	3-4
	Texas Woman's	Ardmore, Okla.	L	1-4
10/3	West Texas A&M	Weatherford, Okla.	W	8-1
	West Texas A&M	Weatherford, Okla.	W	16-1
	Oklahoma State	Norman, Okla.	W	3-2
10/6	Oklahoma State	Norman, Okla.	W	5-2

## SPRING 1980 (39-18) HEAD COACH: MARITA HYNES

3/8	West Texas A&M	Amarillo, Texas	W	13-1
	West Texas A&M	Amarillo, Texas	W	11-1
3/10	New Mexico	Albuquerque, N.M.	L	0-1
	New Mexico	Albuquerque, N.M.	L	2-7
3/12	Creighton	Las Cruces, N.M.	L	0-4
	New Mexico State	Las Cruces, N.M.	W	7-0 (f)
3/14	Kansas	Las Cruces, N.M.	W	5-1
	New Mexico State	Las Cruces, N.M.	W	7-0 (f)
	Colorado State	Las Cruces, N.M.	W	8-2
	Arizona State	Las Cruces, N.M.	W	4-1
3/15	Arizona	Las Cruces, N.M.	W	10-2
	Arizona State	Las Cruces, N.M.	W	5-2
3/18	Kearney State	Norman, Okla.	W	4-0
	Missouri State	Norman, Okla.	W	5-1
3/20	California	Norman, Okla.	W	2-0
	Wichita State	Norman, Okla.	W	2-0
3/21	LSU	Norman, Okla.	W	5-1
	Michigan State	Norman, Okla.	W	2-0
3/22	Kansas	Norman, Okla.	L	0-1
3/24	Ohio State	Norman, Okla.	W	8-0
	Ohio State	Norman, Okla.	W	2-1
3/28	Texas A&M	Denton, Texas	L	0-7
	Texas-Arlington	Denton, Texas	W	3-2
	Kansas State	Denton, Texas	W	5-4
3/29	Missouri	Denton, Texas	W	1-0
	Southeast Missouri	Denton, Texas	W	3-1
	Texas Woman's	Denton, Texas	L	0-4
	Texas-Arlington	Denton, Texas	W	6-1
3/31	Central Oklahoma	Norman, Okla.	L	4-5
	Southeast Missouri	Norman, Okla.	L	1-5
4/1	Nebraska	Norman, Okla.	W	4-2
	Texas-Arlington	Norman, Okla.	W	9-1
4/4	Stephen F. Austin	Springfield, Mo.	W	11-0
	Minnesota	Springfield, Mo.	L	1-4
	Pittsburgh State	Springfield, Mo.	W	5-1
4/5	Nebraska	Springfield, Mo.	W	3-1
	Illinois State	Springfield, Mo.	W	3-0
	Texas Woman's	Springfield, Mo.	L	0-1
4/8	Oklahoma State	Norman, Okla.	W	4-0
	Oklahoma State	Norman, Okla.	W	2-1
4/14	Oklahoma State	Stillwater, Okla.	W	5-1
	Oklahoma State	Stillwater, Okla.	W	4-1
4/18	Iowa State	Columbia, Mo.	W	6-3
	Oklahoma State	Columbia, Mo.	L	1-4
	Nebraska	Columbia, Mo.	L	1-9
4/24	Portland State	Berkely, Calif.	W	12-0
4/25	Oregon State	Berkely, Calif.	W	1-0
	California	Berkely, Calif.	L	1-2
4/26	Oregon	Berkely, Calif.	W	5-1
	California	Berkely, Calif.	L	0-1
4/30	LSU	College Station, Texas	W	7-0
5/1	Texas A&M	College Station, Texas	L	0-1
5/2	Texas Woman's	College Station, Texas	W	1-0
	Sam Houston State	College Station, Texas	W	2-1
	Oklahoma State	College Station, Texas	L	4-5
5/5	Western Illinois	Norman, Okla.	L	0-1
	Creighton	Norman, Okla.	L	0-3



# YEAR-BY-YEAR RESULTS

## FALL 1980 (9-12)

HEAD COACH: MARITA HYNES

9/12	Lady of the Lake	San Antonio, Texas	W	18-0
	Baylor	San Antonio, Texas	W	4-1
	Texas-Pan American	San Antonio, Texas	W	14-2
9/13	Texas Tech	San Antonio, Texas	W	15-2
	Texas A&M	San Antonio, Texas	L	3-4
	Saint Mary's	San Antonio, Texas	L	2-5
9/19	Texas-Arlington	Nacogdoches, Texas	L	3-4
	Baylor	Nacogdoches, Texas	W	8-1
	Texas A&M	Nacogdoches, Texas	L	1-2
9/20	Sam Houston State	Nacogdoches, Texas	L	3-6
9/25	Oklahoma State	Norman, Okla.	L	1-5
	Oklahoma State	Norman, Okla.	W	3-2
9/27	Baylor	Denton, Texas	W	7-1
9/28	West Texas A&M	Denton, Texas	L	0-4
10/9	Texas A&M	Denton, Texas	L	1-13
	Oklahoma State	Stillwater, Okla.	L	1-2
	Oklahoma State	Stillwater, Okla.	L	1-2
10/10	Missouri	Stillwater, Okla.	L	0-2
	Texas Woman's	Stillwater, Okla.	L	1-6
	Texas Wesleyan	Denton, Texas	W	8-0
10/11	Texas Tech	Denton, Texas	W	11-0

## SPRING 1981 (38-27)

HEAD COACH: MARITA HYNES

3/7	Fullerton College	Fullerton, Calif.	L	1-2
	Fullerton College	Fullerton, Calif.	L	0-2
3/8	Chapman	Orange, Calif.	W	3-1
	Chapman	Orange, Calif.	L	1-2
3/9	UCLA	Los Angeles, Calif.	L	2-3
	UCLA	Los Angeles, Calif.	L	0-11
3/10	Cal Poly-Pomona	Pomona, Calif.	W	3-1
	Cal Poly-Pomona	Pomona, Calif.	W	5-2
3/11	Cal State Northridge	Northridge, Calif.	W	4-0
	Cal State Northridge	Northridge, Calif.	L	1-3
3/12	Cal State Fullerton	Fullerton, Calif.	L	0-6 (11)
	Cal State Fullerton	Fullerton, Calif.	L	0-1
3/16	Buena Vista	Norman, Okla.	W	6-5
	Southern Illinois	Norman, Okla.	W	2-1
3/17	Buena Vista	Norman, Okla.	W	11-1
	Oklahoma State	Norman, Okla.	L	0-3
3/19	Pittsburgh State	Norman, Okla.	L	2-3
	Wyoming	Norman, Okla.	W	1-0
	Rutgers	Norman, Okla.	W	1-0
3/20	Illinois State	Norman, Okla.	W	2-1
	Missouri State	Norman, Okla.	W	2-0
	California	Norman, Okla.	W	2-1
3/21	Texas A&M	Norman, Okla.	W	1-0
	Missouri	Norman, Okla.	L	0-2
3/23	Ohio State	Norman, Okla.	W	3-1
	Iowa	Norman, Okla.	W	4-3
3/24	Western Michigan	Norman, Okla.	L	2-3
	Michigan State	Norman, Okla.	L	2-6
3/25	Carthage	Norman, Okla.	W	3-2
	California	Norman, Okla.	L	0-1
3/26	Nebraska	Denton, Texas	W	3-2
3/27	New Mexico	Denton, Texas	W	8-0
3/28	Michigan State	Denton, Texas	L	0-2
3/29	Sam Houston State	Denton, Texas	W	5-2
3/30	Missouri State	Norman, Okla.	W	7-3
	Southeast Missouri	Norman, Okla.	W	7-1
	Minnesota-Duluth	Norman, Okla.	W	9-5
4/1	Oklahoma City	Oklahoma City, Okla.	W	19-5
	Oklahoma City	Oklahoma City, Okla.	W	9-3



Mariee Mena



# YEAR-BY-YEAR RESULTS



April Valdez

4/3	Southern Illinois	Springfield, Mo.	W	4-3
	Northeast Missouri	Springfield, Mo.	W	3-2
4/4	Iowa State	Denton, Texas	W	1-0
	Kansas	Springfield, Mo.	L	1-4
	Creighton	Springfield, Mo.	L	3-4
	Creighton	Springfield, Mo.	W	1-0
4/7	Central Oklahoma	Norman, Okla.	W	5-4
	Central Oklahoma	Norman, Okla.	L	2-4
4/10	Arizona State	College Station, Texas	L	0-4
4/11	Kansas	College Station, Texas	L	0-2
	Cal State Fullerton	College Station, Texas	L	0-3
4/15	Louisiana Tech	Norman, Okla.	W	5-4
	Louisiana Tech	Norman, Okla.	W	9-2
4/21	Oklahoma City	Norman, Okla.	W	3-1
	Oklahoma State	Norman, Okla.	W	3-0
4/23	Kansas	Stillwater, Okla.	L	0-1
4/24	Iowa State	Stillwater, Okla.	L	0-1
4/25	NE Oklahoma	Edmond, Okla.	W	7-1
	Central Oklahoma	Edmond, Okla.	W	4-1
4/30	Oklahoma State	Stillwater, Okla.	W	4-3
	Oklahoma State	Stillwater, Okla.	W	3-0
5/2	Texas Woman's	Shawnee, Okla.	L	0-6
5/3	West Texas A&M	Norman, Okla.	L	5-6
5/21	New Mexico	Norman, Okla.	W	1-0
5/22	California	Oklahoma City, Okla.	L	1-4
	Michigan State	Norman, Okla.	L	1-8

## FALL 1981 (13-12)

HEAD COACH: MARITA HYNES

9/10	Oklahoma State	Norman, Okla.	L	0-2
9/11	West Texas A&M	Norman, Okla.	W	2-0
	Nebraska	Norman, Okla.	L	0-5
	Oklahoma City	Norman, Okla.	W	5-0
9/12	Missouri State	Norman, Okla.	W	4-0
	Oklahoma State	Norman, Okla.	W	2-1 (8)
9/18	Creighton	Ames, Iowa	L	0-3
	Missouri State	Ames, Iowa	L	0-6
	NW Oklahoma	Ames, Iowa	L	0-1
9/19	Nebraska	Ames, Iowa	L	2-4
	Iowa	Ames, Iowa	W	6-2
	Iowa State	Ames, Iowa	W	5-1
9/22	Oklahoma City	Oklahoma City, Okla.	W	2-1
	Oklahoma Christian	Oklahoma City, Okla.	W	7-2
9/25	Iowa	Lincoln, Neb.	W	6-3
9/26	Minnesota	Lincoln, Neb.	L	1-3
	Iowa State	Lincoln, Neb.	L	0-3
	Northwest Missouri	Springfield, Mo.	W	4-0
10/8	Oklahoma State	Stillwater, Okla.	L	0-1
10/9	Texas Wesleyan	Stillwater, Okla.	W	1-0
	Missouri State	Stillwater, Okla.	L	2-8
	Oklahoma City	Stillwater, Okla.	W	8-0
10/10	Wyoming	Stillwater, Okla.	W	3-0
	Oklahoma State	Stillwater, Okla.	L	0-1
	Missouri State	Stillwater, Okla.	L	4-5

## SPRING 1982 (25-29)

HEAD COACH: MARITA HYNES

3/6	Midwestern State	Norman, Okla.	L	2-3
	Midwestern State	Norman, Okla.	W	8-0
3/7	Texas-Arlington	Arlington, Texas	L	1-2
	Texas-Arlington	Arlington, Texas	W	2-1
3/8	Texas Wesleyan	Norman, Okla.	W	4-2
	Texas Wesleyan	Norman, Okla.	W	6-1
3/9	Texas A&M	College Station, Texas	L	0-3
	Texas A&M	College Station, Texas	L	0-1





# YEAR-BY-YEAR RESULTS

3/13	Missouri	Columbia, Mo.	W	4-2
	Missouri	Columbia, Mo.	L	0-1
3/16	Northern Iowa	Norman, Okla.	W	6-0
	Arizona State	Norman, Okla.	L	0-2
3/17	Arizona State	Norman, Okla.	L	0-1
3/18	Kansas State	Norman, Okla.	W	2-1
	New Mexico State	Norman, Okla.	L	1-3
3/19	Western Illinois	Norman, Okla.	L	3-8
3/23	Utah	Norman, Okla.	L	0-5
	Northern Colorado	Norman, Okla.	W	7-0
3/26	Nebraska	Lawrence, Kan.	L	0-4
	Kansas State	Lawrence, Kan.	L	2-5
3/27	Kansas	Lawrence, Kan.	L	0-7
	Nebraska	Lawrence, Kan.	L	1-3
3/30	Central Oklahoma	Edmond, Okla.	W	5-2
	Central Oklahoma	Edmond, Okla.	L	4-5
4/2	Iowa State	Springfield, Mo.	W	11-10
	Louisiana Tech	Springfield, Mo.	W	3-2
	Northwest Missouri	Springfield, Mo.	W	12-1
4/3	Illinois State	Springfield, Mo.	W	2-1
	Missouri	Springfield, Mo.	W	2-1
4/4	Kansas	Springfield, Mo.	L	0-1
	Creighton	Springfield, Mo.	L	0-7
4/6	Oklahoma Baptist	Shawnee, Okla.	W	3-0
	Oklahoma Baptist	Shawnee, Okla.	W	4-0
4/8	Oklahoma State	Norman, Okla.	L	0-1
	Oklahoma State	Norman, Okla.	L	2-6
4/15	UNLV	Las Vegas, Nev.	W	10-0
	Utah	Las Vegas, Nev.	L	1-4
4/16	Cal State Northridge	Las Vegas, Nev.	L	1-4
	Cal State Northridge	Las Vegas, Nev.	L	1-2
4/21	Oklahoma City	Norman, Okla.	L	4-5
	Oklahoma City	Oklahoma City, Okla.	W	3-2
4/23	Nebraska	Norman, Okla.	L	0-2
4/24	Kansas	Norman, Okla.	W	3-0
	Oklahoma State	Norman, Okla.	W	1-0
	Kansas State	Norman, Okla.	W	3-1
4/26	Missouri	Norman, Okla.	L	0-1
5/6	Texas-Arlington	Edmond, Okla.	W	5-4
5/7	Oklahoma State	Oklahoma City, Okla.	L	0-2
	West Texas A&M	Edmond, Okla.	W	1-0
5/8	Texas-Arlington	Edmond, Okla.	W	3-0
	Oklahoma State	Oklahoma City, Okla.	L	2-3
5/20	Rhode Island	Norman, Okla.	L	0-2
5/21	Utah	Norman, Okla.	W	4-2
	Central Michigan	Norman, Okla.	L	1-3

## SPRING 1983 (28-18)

HEAD COACH: MARITA HYNES

3/1	Oklahoma City	Norman, Okla.	W	7-0 (f)
3/12	Missouri	Norman, Okla.	L	0-1
	Missouri	Norman, Okla.	L	2-9
3/14	Northern Illinois	Norman, Okla.	W	2-1
	Indiana	Bloomington, Ind.	W	1-0
3/15	Central Michigan	Mount Pleasant, Mich.	W	1-0 (8)
3/17	Baylor	Norman, Okla.	L	3-5
	Arizona	Norman, Okla.	W	2-1
3/18	Southern Illinois	Norman, Okla.	W	1-0
3/19	Oklahoma State	Norman, Okla.	L	0-1
3/21	Iowa State	Norman, Okla.	W	6-0
	Iowa State	Norman, Okla.	L	0-2
3/22	Iowa	Norman, Okla.	L	1-2
	Buena Vista	Norman, Okla.	W	10-0
3/24	Nebraska-Omaha	Bartlesville, Okla.	W	4-0

	Saint Louis	Bartlesville, Okla.	W	15-0
3/25	Kansas	Bartlesville, Okla.	L	1-2
3/28	Western Michigan	Norman, Okla.	L	2-3
	Western Michigan	Norman, Okla.	L	3-7
3/31	Long Beach	Long Beach, Calif.	W	5-4
	Long Beach	Long Beach, Calif.	W	6-0
4/2	US International	Norman, Okla.	W	6-1
	US International	Norman, Okla.	W	6-3
4/7	Oklahoma City	Oklahoma City, Okla.	W	3-0
	Oklahoma City	Oklahoma City, Okla.	W	8-1
4/12	Oklahoma State	Norman, Okla.	L	0-8
	Oklahoma State	Norman, Okla.	L	0-1
4/15	South Carolina	Ruston, La.	L	0-5
	Louisiana Tech	Ruston, La.	L	0-2
4/16	Mississippi State	Ruston, La.	W	4-0
4/20	Oklahoma State	Norman, Okla.	L	3-5
	Oklahoma State	Norman, Okla.	W	1-0
4/26	Central Oklahoma	Norman, Okla.	L	2-3
	Central Oklahoma	Norman, Okla.	W	7-0
4/28	Kansas State	Norman, Okla.	W	5-3
	Kansas	Norman, Okla.	W	4-0
4/29	Iowa State	Norman, Okla.	W	4-0
	Missouri	Norman, Okla.	L	0-6
4/30	Oklahoma State	Norman, Okla.	L	1-2 (9)
	Nebraska	Norman, Okla.	W	2-1 (13)
5/3	Oklahoma City	Norman, Okla.	W	4-0
5/7	Missouri	Omaha, Neb.	W	3-1
	Northeast Missouri	Omaha, Neb.	W	2-0
	Iowa State	Omaha, Neb.	W	3-0
5/8	Creighton	Omaha, Neb.	L	0-1
	Indiana	Omaha, Neb.	W	2-0

## SPRING 1984 (23-14)

HEAD COACH: MARITA HYNES

3/8	Mesa CC	Albuquerque, N.M.	W	4-1
	NM Highlands	Albuquerque, N.M.	W	3-2 (9)
3/9	Kearney State	Albuquerque, N.M.	W	7-0
	New Mexico State	Albuquerque, N.M.	W	1-0
3/10	New Mexico	Albuquerque, N.M.	L	0-1
3/13	Southern Illinois	Norman, Okla.	W	2-0
	Arizona State	Norman, Okla.	L	2-5
3/14	Iowa	Norman, Okla.	W	6-0
3/15	Missouri State	Norman, Okla.	W	3-2 (9)
	Indiana	Norman, Okla.	L	0-1 (8)
3/16	Northern Illinois	Norman, Okla.	W	5-1
3/17	Missouri	Columbia, Mo.	W	6-0
	Texas A&M	Norman, Okla.	L	0-1
3/20	Western Michigan	Norman, Okla.	L	0-1
3/23	Cal State Fullerton	Fullerton, Calif.	L	0-1
	New Mexico	Fullerton, Calif.	W	3-2
3/24	Arizona	Fullerton, Calif.	L	1-2
4/4	Oklahoma City	Oklahoma City, Okla.	W	6-0
	Oklahoma City	Oklahoma City, Okla.	W	4-3
4/8	Nebraska	Norman, Okla.	L	0-1
	Oklahoma State	Norman, Okla.	W	1-0
4/9	Nebraska	Norman, Okla.	W	1-0
	Oklahoma State	Norman, Okla.	L	1-3
4/14	Kansas State	Ames, Iowa	W	5-0
	Iowa State	Ames, Iowa	W	4-3
4/15	Kansas State	Ames, Iowa	W	7-0
	Iowa State	Ames, Iowa	W	4-3
4/18	Texas-Arlington	Norman, Okla.	W	4-0
	Texas-Arlington	Norman, Okla.	L	0-3
4/25	Texas-Arlington	Arlington, Texas	L	0-1 (9)



# YEAR-BY-YEAR RESULTS

	Texas-Arlington	Arlington, Texas	L	1-2 (8)
5/1	Oklahoma City	Norman, Okla.	W	7-0
	Oklahoma City	Norman, Okla.	W	3-2
5/3	Missouri	Bartlesville, Okla.	W	3-0
5/4	Nebraska	Bartlesville, Okla.	L	0-2
	Kansas	Bartlesville, Okla.	W	2-1
	Iowa State	Bartlesville, Okla.	L	0-2

## SPRING 1985 (24-18)

## HEAD COACH: MICHELLE THOMAS

3/7	Utah	Las Cruces, N.M.	L	1-10
	Metro State	Las Cruces, N.M.	W	1-0
3/8	Texas Tech	Las Cruces, N.M.	W	4-2
	Wichita State	Las Cruces, N.M.	W	2-1
3/9	Pima	Las Cruces, N.M.	W	7-4
	Northern Arizona	Las Cruces, N.M.	L	4-5
3/12	Indiana	Bloomington, Ind.	W	3-0
	Arizona State	Norman, Okla.	L	1-2 (8)
3/14	Southern Illinois	Norman, Okla.	W	5-0
	New Mexico State	Norman, Okla.	W	5-3 (8)
3/15	Arizona	Norman, Okla.	W	1-0
	Texas A&M	Norman, Okla.	W	1-0
3/16	New Mexico	Norman, Okla.	L	0-3
3/18	Northern Iowa	Norman, Okla.	W	4-3
	SIU-Edwardsville	Norman, Okla.	W	7-1
3/21	Utah State	Norman, Okla.	L	1-2 (10)
	Utah State	Norman, Okla.	L	0-1
3/22	Utah	Fullerton, Calif.	W	3-0
	Cal Poly-Pomona	Fullerton, Calif.	L	0-1 (9)
3/23	Arizona State	Fullerton, Calif.	W	3-2
	Pacific	Fullerton, Calif.	L	0-2
3/28	Texas-Arlington	Arlington, Texas	W	2-0
	Texas-Arlington	Arlington, Texas	L	0-1
4/1	Wichita State	Wichita, Kan.	W	1-0
	Wichita State	Wichita, Kan.	W	7-0
4/6	Missouri	Norman, Okla.	W	3-1
	Oklahoma State	Stillwater, Okla.	L	3-4
4/7	Missouri	Norman, Okla.	L	0-1
	Oklahoma State	Stillwater, Okla.	W	1-0
4/9	Oklahoma City	Oklahoma City, Okla.	W	5-0
	Oklahoma City	Oklahoma City, Okla.	W	4-2
4/13	Kansas State	Norman, Okla.	L	2-3 (8)
	Kansas	Norman, Okla.	L	2-3 (9)
4/14	Kansas State	Norman, Okla.	W	8-0
	Kansas	Norman, Okla.	W	2-3 (8)
4/20	Nebraska	Ames, Iowa	L	1-2 (9)
	Iowa State	Ames, Iowa	L	0-3
4/21	Nebraska	Ames, Iowa	L	4-8
	Iowa State	Ames, Iowa	W	2-1
5/2	Oklahoma State	Norman, Okla.	L	2-6
	Kansas State	Bartlesville, Okla.	W	5-2
5/3	Missouri	Norman, Okla.	L	0-2

## SPRING 1986 (26-17)

## HEAD COACH: MICHELLE THOMAS

3/6	Colorado State	Albuquerque, N.M.	W	8-0
	New Mexico State	Albuquerque, N.M.	W	1-0
	Central Michigan	Albuquerque, N.M.	W	6-2
	Utah State	Albuquerque, N.M.	L	3-5
3/7	BYU	Albuquerque, N.M.	W	1-0
3/8	Arizona	Albuquerque, N.M.	W	1-0
	Kansas	Albuquerque, N.M.	L	0-8
3/12	Southern Illinois	Norman, Okla.	W	1-0
3/13	Kansas State	Norman, Okla.	W	1-0
	Illinois State	Norman, Okla.	W	5-3

3/14	Louisiana-Monroe	Norman, Okla.	W	1-0
	Central Michigan	Norman, Okla.	L	1-5
3/15	Southern Illinois	Norman, Okla.	W	1-0
3/16	Kansas	Norman, Okla.	L	0-1
3/19	Cal State Northridge	Northridge, Calif.	W	1-0
	Cal State Northridge	Northridge, Calif.	L	1-2
3/20	Fresno State	Fullerton, Calif.	L	1-3
	Utah	Fullerton, Calif.	W	1-0
3/21	US International	Fullerton, Calif.	W	4-0
3/22	Cal Poly-Pomona	Fullerton, Calif.	L	0-1
	Michigan	Fullerton, Calif.	L	1-2
3/25	Oklahoma State	Stillwater, Okla.	L	2-4
	Wichita State	Stillwater, Okla.	W	2-0
4/5	Nebraska	Manhattan, Kan.	W	1-0
	Kansas State	Manhattan, Kan.	W	2-0
4/6	Nebraska	Manhattan, Kan.	L	0-3
	Kansas State	Manhattan, Kan.	W	5-3
4/8	Oklahoma City	Oklahoma City, Okla.	W	4-1
	Oklahoma City	Oklahoma City, Okla.	W	9-0
4/12	Kansas	Ames, Iowa	W	1-0
	Iowa State	Ames, Iowa	W	3-1
4/13	Kansas	Ames, Iowa	L	6-8
	Iowa State	Ames, Iowa	L	0-7
4/20	Missouri	Stillwater, Okla.	W	2-1
	Oklahoma State	Stillwater, Okla.	L	0-2
4/21	Missouri	Stillwater, Okla.	W	3-1
	Oklahoma State	Stillwater, Okla.	W	3-1 (10)
4/24	Texas A&M	Logan, Utah	W	3-1
	Utah State	Logan, Utah	L	0-5
	BYU	Logan, Utah	L	0-1
5/2	Iowa State	St. Joseph, Mo.	L	0-1
	Kansas State	St. Joseph, Mo.	W	3-2
	Oklahoma State	St. Joseph, Mo.	L	0-7

## SPRING 1987 (29-21)

## HEAD COACH: MICHELLE THOMAS

3/3	Central Oklahoma	Edmond, Okla.	L	1-2
	Central Oklahoma	Edmond, Okla.	W	9-1
3/6	Texas State	Norman, Okla.	L	3-4
	Texas State	Norman, Okla.	W	4-2
3/10	Northern Illinois	Norman, Okla.	L	1-5
	Quincy College	Norman, Okla.	W	7-5
3/12	Iowa	Norman, Okla.	W	8-7 (11)
	Wichita State	Norman, Okla.	W	3-1
	New Mexico	Norman, Okla.	W	5-2
3/13	Missouri	Norman, Okla.	W	3-0
	Northern Iowa	Norman, Okla.	W	7-1 (8)
3/14	Central Michigan	Norman, Okla.	L	2-9
3/19	Sam Houston State	Houston, Texas	L	2-4
	Arizona	Houston, Texas	L	0-10
	Louisiana Tech	Houston, Texas	L	2-5
	Arizona State	Houston, Texas	L	4-12
3/20	Saint Mary's	Houston, Texas	L	0-3
	Baylor	Houston, Texas	W	6-3
3/30	Oklahoma City	Norman, Okla.	W	3-1
	Oklahoma City	Norman, Okla.	L	1-2
3/31	Oklahoma Baptist	Shawnee, Okla.	W	3-1
	Oklahoma Baptist	Shawnee, Okla.	W	2-0
4/4	Iowa State	Stillwater, Okla.	W	2-1
	Nebraska	Norman, Okla.	L	0-3
4/5	Iowa State	Stillwater, Okla.	L	0-1
	Nebraska	Norman, Okla.	W	3-1
4/7	Oklahoma State	Norman, Okla.	L	2-3
	Oklahoma State	Norman, Okla.	W	3-1



# YEAR-BY-YEAR RESULTS

4/15	New Mexico	Norman, Okla.	W	10-1
	New Mexico	Norman, Okla.	W	2-0
	New Mexico	Norman, Okla.	W	7-5
	North Texas	Norman, Okla.	W	7-0
	Texas-Arlington	Norman, Okla.	W	3-2
4/18	Missouri	Lawrence, Kan.	W	6-1
	Kansas	Lawrence, Kan.	W	4-2
4/19	Missouri	Lawrence, Kan.	W	2-0
	Kansas	Lawrence, Kan.	L	0-2
4/24	Florida State	Stillwater, Okla.	W	1-0
	Baylor	Stillwater, Okla.	W	10-1
	Oklahoma State	Stillwater, Okla.	L	3-5
4/25	Florida State	Stillwater, Okla.	L	1-6
	Baylor	Stillwater, Okla.	W	2-1
	Oklahoma State	Stillwater, Okla.	L	4-8
5/1	Missouri	St. Joseph, Mo.	W	3-2
	Iowa State	St. Joseph, Mo.	W	4-2
5/2	Nebraska	St. Joseph, Mo.	L	0-7 (5)
	Kansas	St. Joseph, Mo.	L	2-5
5/15	Nicholls State	Macomb, Ill.	L	5-8
5/16	Princeton	Macomb, Ill.	W	5-1
5/17	Northern Illinois	Macomb, Ill.	L	0-1

## SPRING 1988 (18-26)

HEAD COACH: MICHELLE THOMAS

3/3	Wichita State	Las Cruces, N.M.	W	5-1
	Cal State Fullerton	Las Cruces, N.M.	L	0-5
	Oregon	Las Cruces, N.M.	L	0-3
3/4	New Mexico State	Las Cruces, N.M.	W	4-3
	Arizona State	Las Cruces, N.M.	L	2-3
3/5	Louisiana-Monroe	Las Cruces, N.M.	W	2-1
	Baylor	Las Cruces, N.M.	W	3-0
	Arizona	Las Cruces, N.M.	L	2-9
3/9	Sam Houston State	Norman, Okla.	L	0-10
	Sam Houston State	Norman, Okla.	L	1-2
3/10	Baylor	Norman, Okla.	L	2-3
	Creighton	Norman, Okla.	L	0-1
	Texas-Arlington	Norman, Okla.	L	0-2
3/11	Missouri	Norman, Okla.	L	0-3
	Northern Iowa	Norman, Okla.	L	2-10
3/12	Illinois State	Norman, Okla.	L	2-5
3/15	Oklahoma Baptist	Norman, Okla.	W	9-0
	Oklahoma Baptist	Norman, Okla.	W	2-1
3/21	Cameron	Norman, Okla.	W	7-0
	Cameron	Norman, Okla.	W	16-1
3/25	Michigan	Sunnyvale, Calif.	W	2-1
	San Jose State	Sunnyvale, Calif.	L	1-7
	Arizona State	Sunnyvale, Calif.	L	3-4
3/26	California	Sunnyvale, Calif.	L	5-11
	Santa Clara	Sunnyvale, Calif.	W	8-4
4/5	Oklahoma Baptist	Shawnee, Okla.	W	4-0
	Oklahoma Baptist	Shawnee, Okla.	W	4-1
4/6	Oklahoma City	Oklahoma City, Okla.	W	2-1
	Oklahoma City	Oklahoma City, Okla.	L	0-1
4/9	Iowa State	Norman, Okla.	L	2-6
	Nebraska	Norman, Okla.	L	0-6
4/10	Iowa State	Norman, Okla.	L	0-1
	Nebraska	Norman, Okla.	L	0-2
4/13	North Texas	Norman, Okla.	W	7-0
	Texas-Arlington	Norman, Okla.	W	2-1
4/20	Oklahoma State	Stillwater, Okla.	L	3-4
	Oklahoma State	Stillwater, Okla.	L	0-1
4/23	Missouri	Columbia, Mo.	W	1-0 (9)
	Kansas	Columbia, Mo.	L	0-1 (9)
4/24	Missouri	Columbia, Mo.	L	0-1
	Kansas	Columbia, Mo.	W	1-0



Patty Krafft



# YEAR-BY-YEAR RESULTS



Lynette Velazquez

4/27	Central Oklahoma	Edmond, Okla.	W	1-0
5/6	Iowa State	Oklahoma City, Okla.	L	1-2
	Kansas	Oklahoma City, Okla.	L	1-2

## SPRING 1989 (16-40) HEAD COACH: MICHELLE THOMAS

2/28	Central Oklahoma	Norman, Okla.	W	2-0
	Central Oklahoma	Norman, Okla.	W	9-0
3/2	Fresno State	Las Cruces, N.M.	L	3-10
	Louisiana-Monroe	Las Cruces, N.M.	W	2-0
	New Mexico State	Las Cruces, N.M.	W	2-1
3/3	Arizona State	Las Cruces, N.M.	L	1-2
	Oregon	Las Cruces, N.M.	L	0-7
	Minnesota	Las Cruces, N.M.	L	0-6
3/4	Michigan	Las Cruces, N.M.	L	0-3
3/10	Creighton	Norman, Okla.	L	2-4
	Oklahoma City	Norman, Okla.	W	6-2
	Kansas	Norman, Okla.	L	1-2
3/11	Texas-Arlington	Norman, Okla.	L	0-1
	Sam Houston State	Norman, Okla.	W	2-1
3/12	Creighton	Norman, Okla.	L	0-3
3/14	Oklahoma Baptist	Shawnee, Okla.	W	6-2
	Oklahoma Baptist	Shawnee, Okla.	W	5-2
3/17	Michigan	San Jose, Calif.	L	0-5
	Utah State	San Jose, Calif.	L	2-4
	Texas A&M	San Jose, Calif.	L	3-5
3/18	Creighton	San Jose, Calif.	L	0-6
	Massachusetts	San Jose, Calif.	L	2-3
3/23	Oklahoma City	Norman, Okla.	L	3-4
	Oklahoma City	Norman, Okla.	L	2-5
3/29	Central Oklahoma	Edmond, Okla.	L	2-3
	Central Oklahoma	Edmond, Okla.	W	11-0
3/31	Oklahoma State	Stillwater, Okla.	L	0-7
	Oklahoma State	Stillwater, Okla.	L	0-7
4/4	Oklahoma City	Oklahoma City, Okla.	L	3-5
	Oklahoma City	Oklahoma City, Okla.	L	1-3
4/8	Kansas	Norman, Okla.	L	3-4
	Nebraska	Norman, Okla.	L	0-1
4/9	Kansas	Norman, Okla.	L	0-1
	Nebraska	Norman, Okla.	L	0-1 (9)
4/12	Oklahoma State	Norman, Okla.	L	0-2
	Texas-Arlington	Norman, Okla.	W	5-0
4/14	Illinois State	Oklahoma City, Okla.	W	1-0
	Western Illinois	Oklahoma City, Okla.	L	2-3
	Louisiana Tech	Oklahoma City, Okla.	L	0-9
4/15	Oklahoma State	Oklahoma City, Okla.	L	0-9
	Iowa State	Oklahoma City, Okla.	L	1-14
	Texas A&M	Oklahoma City, Okla.	W	7-4
4/20	Oklahoma Baptist	Norman, Okla.	W	4-3
	Oklahoma Baptist	Norman, Okla.	L	2-3
4/22	Northern Illinois	Columbia, Mo.	W	6-5
	Missouri	Columbia, Mo.	W	5-1
4/23	Northern Illinois	Columbia, Mo.	W	6-2
	Missouri	Columbia, Mo.	L	2-3
4/26	Wichita State	Norman, Okla.	L	8-9
	Wichita State	Norman, Okla.	L	2-9
4/29	Iowa State	Ames, Iowa	L	1-4
	Oklahoma State	Ames, Iowa	L	0-4
4/30	Iowa State	Ames, Iowa	L	0-2
	Oklahoma State	Ames, Iowa	L	0-6
5/5	Missouri	Oklahoma City, Okla.	L	0-4
	Iowa State	Oklahoma City, Okla.	L	0-1



# YEAR-BY-YEAR RESULTS

## SPRING 1990 (16-30)

## HEAD COACH: MICHELLE THOMAS

2/15	Arizona	Tucson, Ariz.	L	0-8
2/16	Cal State Fullerton	Tucson, Ariz.	L	0-7
	Utah	Tucson, Ariz.	L	1-3
	UCLA	Tucson, Ariz.	L	1-7
2/17	Toledo	Tucson, Ariz.	L	2-10
	New Mexico State	Tucson, Ariz.	L	1-2
2/18	Oregon	Tucson, Ariz.	L	0-2
2/26	Wichita State	Norman, Okla.	W	7-2
	Wichita State	Norman, Okla.	W	2-0
3/9	Michigan	Tampa, Fla.	L	0-12
	Winthrop	Tampa, Fla.	L	0-1
	Virginia	Tampa, Fla.	L	0-1
3/10	Iowa State	Tampa, Fla.	W	5-4
	Eastern Michigan	Tampa, Fla.	W	9-7
	Maine	Tampa, Fla.	W	7-0 (f)
3/11	Florida State	Tampa, Fla.	W	1-0 (9)
	Michigan	Tampa, Fla.	L	0-1 (9)
3/15	Florida A&M	Tallahassee, Fla.	W	3-1
	Florida A&M	Tallahassee, Fla.	W	13-1
3/16	Louisiana-Lafayette	Tallahassee, Fla.	L	0-2
	Adelphi	Tallahassee, Fla.	W	4-2
	Florida State	Tallahassee, Fla.	L	2-3
3/18	Stetson	Tallahassee, Fla.	W	7-6
	Rhode Island	Tallahassee, Fla.	W	7-0 (f)
3/21	Wichita State	Wichita, Kan.	L	2-3
	Wichita State	Wichita, Kan.	L	1-4
3/31	Louisiana-Lafayette	Norman, Okla.	L	0-2
	Louisiana-Lafayette	Norman, Okla.	L	0-2
	Central Oklahoma	Norman, Okla.	W	6-1
4/4	Texas-Arlington	Arlington, Texas	L	0-1
	Texas-Arlington	Arlington, Texas	L	2-3
4/6	Missouri	Stillwater, Okla.	W	3-2
	Missouri	Stillwater, Okla.	L	2-3
	Iowa State	Stillwater, Okla.	W	3-1
4/7	Oklahoma State	Stillwater, Okla.	L	2-5
4/8	Iowa State	Stillwater, Okla.	W	4-2
	Oklahoma State	Stillwater, Okla.	L	1-3
4/10	Oklahoma City	Norman, Okla.	L	0-1
	Oklahoma City	Norman, Okla.	L	1-2
4/21	Kansas	Columbia, Mo.	L	1-3
	Nebraska	Columbia, Mo.	L	1-2
4/22	Kansas	Columbia, Mo.	L	0-7
	Nebraska	Columbia, Mo.	L	1-3
5/4	Missouri	Oklahoma City, Okla.	L	0-1
5/5	Iowa State	Oklahoma City, Okla.	W	4-0
	Kansas	Oklahoma City, Okla.	L	2-5

## SPRING 1991 (36-23)

## HEAD COACH: MICHELLE THOMAS

2/23	Saint Edwards	Arlington, Texas	L	2-3
	Saint Edwards	Arlington, Texas	W	2-1
	Texas Wesleyan	Arlington, Texas	W	2-0
	Texas Wesleyan	Arlington, Texas	W	5-0
2/24	Texas-Arlington	Arlington, Texas	L	0-2
	Texas-Arlington	Arlington, Texas	L	2-5
3/5	Eastern Oklahoma	Norman, Okla.	W	10-2
	Eastern Oklahoma	Norman, Okla.	W	7-0
3/8	Creighton	Tampa, Fla.	L	1-4
	South Florida	Tampa, Fla.	L	2-3
	Maine	Tampa, Fla.	W	2-0
3/9	Samford	Tampa, Fla.	W	2-0
	South Carolina	Tampa, Fla.	L	1-2 (8)
3/10	Illinois State	Tampa, Fla.	W	2-1

	Florida State	Tampa, Fla.	L	1-7
3/11	Western Illinois	Tampa, Fla.	L	2-10
	Western Illinois	Tampa, Fla.	W	6-5
3/14	Fairfield	Fort Myers, Fla.	W	12-1
	Northwood	Fort Myers, Fla.	W	6-2
3/15	New Haven	Fort Myers, Fla.	W	6-3
	Tennessee Tech	Fort Myers, Fla.	W	5-1
	Tennessee Tech	Fort Myers, Fla.	W	7-3
3/16	Barry	Fort Myers, Fla.	W	8-7
	Barry	Fort Myers, Fla.	W	5-4
3/17	Butler	Fort Myers, Fla.	W	3-0
3/20	Eastern Oklahoma	Norman, Okla.	W	12-0
	Eastern Oklahoma	Norman, Okla.	W	11-1
3/22	SE Louisiana	Lafayette, La.	W	4-2
	Louisiana-Lafayette	Lafayette, La.	L	2-7
3/23	SE Louisiana	Lafayette, La.	W	6-1
	Louisiana-Lafayette	Lafayette, La.	W	3-2
3/26	Oklahoma Baptist	Shawnee, Okla.	W	12-6
	Oklahoma Baptist	Shawnee, Okla.	W	6-4
3/28	Central Oklahoma	Oklahoma City, Okla.	W	7-6
	Central Oklahoma	Oklahoma City, Okla.	L	0-1
4/4	Cameron	Lawton, Okla.	W	18-0
	Cameron	Lawton, Okla.	L	0-3
4/6	Iowa State	Norman, Okla.	L	1-4
	Missouri	Norman, Okla.	L	6-7
4/7	Iowa State	Norman, Okla.	L	5-10
	Missouri	Norman, Okla.	L	1-4
4/11	Washburn	Topeka, Kan.	W	7-0
	Washburn	Topeka, Kan.	L	0-3
4/12	Kansas	Lawrence, Kan.	L	0-7
4/13	Kansas	Lawrence, Kan.	L	0-3
	Kearney State	Lawrence, Kan.	W	3-1
4/14	Kearney State	Lawrence, Kan.	W	6-0
4/17	Oklahoma State	Norman, Okla.	L	0-3
4/23	Cameron	Norman, Okla.	W	9-3
	Cameron	Norman, Okla.	W	10-3
4/27	Nebraska	Lincoln, Neb.	L	1-2 (11)
	Oklahoma State	Lincoln, Neb.	L	1-7
	Nebraska-Wesleyan	Lincoln, Neb.	W	2-1
4/28	Nebraska	Lincoln, Neb.	W	3-0
	Oklahoma State	Lincoln, Neb.	W	3-0
5/3	Kansas	Oklahoma City, Okla.	L	0-2
5/4	Iowa State	Oklahoma City, Okla.	W	2-0
	Kansas	Oklahoma City, Okla.	W	3-0
5/5	Oklahoma State	Oklahoma City, Okla.	L	1-2

## SPRING 1992 (39-28)

## HEAD COACH: MICHELLE THOMAS

2/14	New Mexico State	Arlington, Texas	W	5-2
2/15	Texas-Arlington	Arlington, Texas	W	3-2
	Texas-Arlington	Arlington, Texas	L	1-8
2/23	Samford	Lafayette, La.	W	6-0
	DePaul	Lafayette, La.	L	3-5
	Louisiana-Lafayette	Lafayette, La.	L	0-3
2/27	Oklahoma City	Oklahoma City, Okla.	W	4-1
3/6	Florida International	Fort Myers, Fla.	L	2-7
	Pennsylvania	Fort Myers, Fla.	W	8-0
3/7	Florida International	Fort Myers, Fla.	L	2-5
	St. Joseph's (Pa.)	Fort Myers, Fla.	W	6-2
	Manhattan	Fort Myers, Fla.	W	3-1
3/8	Butler	Fort Myers, Fla.	W	17-0
	Bryant College	Fort Myers, Fla.	W	4-1
3/9	Fairfield	Fort Myers, Fla.	W	7-2
	Tennessee Tech	Fort Myers, Fla.	W	6-0



# YEAR-BY-YEAR RESULTS

	Aquinas College	Fort Myers, Fla.	W	9-0
	Barry	Fort Myers, Fla.	W	8-0
3/10	Rhode Island	Tampa, Fla.	W	18-0
	Notre Dame	Tampa, Fla.	L	0-1
	Notre Dame	Tampa, Fla.	W	3-0
3/11	North Carolina	Tampa, Fla.	W	5-4
	Miami (Ohio)	Tampa, Fla.	L	2-3
3/12	South Florida	Tampa, Fla.	L	0-5
	Robert Morris	Tampa, Fla.	W	5-4
3/19	Cameron	Lawton, Okla.	W	12-0
	Cameron	Lawton, Okla.	W	7-0
3/26	Iowa	San Jose, Calif.	L	0-7
3/27	Utah State	San Jose, Calif.	L	0-7
	Sacramento State	San Jose, Calif.	W	9-5
	Nebraska	San Jose, Calif.	L	5-11
3/28	Toledo	San Jose, Calif.	W	15-5
	Creighton	San Jose, Calif.	W	2-1
	Colorado State	San Jose, Calif.	W	6-3
3/29	Michigan	San Jose, Fla.	L	0-1
4/1	Oklahoma Baptist	Norman, Okla.	W	3-0
	Oklahoma Baptist	Norman, Okla.	L	4-5
4/4	Nebraska	Stillwater, Okla.	W	6-0
	Oklahoma State	Stillwater, Okla.	L	0-2
4/5	Nebraska	Stillwater, Okla.	W	1-0
	Oklahoma State	Stillwater, Okla.	L	0-3
4/8	Oklahoma City	Norman, Okla.	L	3-7
	Oklahoma City	Norman, Okla.	L	7-10
4/10	Iowa State	Oklahoma City, Okla.	L	3-8
	Georgia State	Oklahoma City, Okla.	W	8-0
4/11	Kansas	Oklahoma City, Okla.	L	3-4
	Oklahoma State	Oklahoma City, Okla.	L	0-2
	Oklahoma City	Oklahoma City, Okla.	W	6-4
4/15	Texas-Arlington	Norman, Okla.	W	2-1
	Texas-Arlington	Norman, Okla.	W	8-1
4/17	Washburn	Topeka, Kan.	L	1-6
	Washburn	Topeka, Kan.	W	4-2
4/18	Missouri	Lawrence, Kan.	W	1-0
	Iowa State	Lawrence, Kan.	W	5-4
4/21	Cameron	Norman, Okla.	W	8-1
	Cameron	Norman, Okla.	W	11-0
	Cameron	Norman, Okla.	W	8-0
4/22	Oklahoma Baptist	Shawnee, Okla.	L	0-2
	Oklahoma Baptist	Shawnee, Okla.	W	1-0
4/24	Regis	Denver, Colo.	W	4-0
	Regis	Denver, Colo.	W	13-3
4/25	Colorado State	Fort Collins, Colo.	L	0-4
	Colorado State	Fort Collins, Colo.	L	0-5
4/26	Colorado State	Fort Collins, Colo.	L	0-1
	Colorado State	Fort Collins, Colo.	L	0-2
5/1	Missouri	Oklahoma City, Okla.	L	0-3
	Iowa State	Oklahoma City, Okla.	L	1-2

## SPRING 1993 (21-29)

## HEAD COACH: MICHELLE THOMAS-GROST

2/13	New Mexico State	Arlington, Texas	W	5-2
	Texas-Arlington	Arlington, Texas	L	1-2
2/14	New Mexico State	Arlington, Texas	W	6-0
	Texas-Arlington	Arlington, Texas	L	2-10
3/5	Adrian College	Fort Myers, Fla.	W	12-2
	Providence	Fort Myers, Fla.	L	3-4
	Madonna	Fort Myers, Fla.	W	11-2
3/6	Aquinas College	Fort Myers, Fla.	W	3-2
	Keene State	Fort Myers, Fla.	W	3-0
3/7	Butler	Fort Myers, Fla.	W	9-0

	Edinburgh	Fort Myers, Fla.	W	13-0
3/8	Boston University	Fort Myers, Fla.	L	2-4
	Grand Valley State	Fort Myers, Fla.	W	9-0
3/12	Winthrop	Tampa, Fla.	L	3-7
	Penn State	Tampa, Fla.	W	1-0
	Temple	Tampa, Fla.	W	2-1
3/13	Temple	Tampa, Fla.	W	3-1
	Illinois	Tampa, Fla.	L	0-4
3/14	East Carolina	Tampa, Fla.	W	2-1
	Michigan	Tampa, Fla.	L	0-4
3/23	Oklahoma City	Oklahoma City, Okla.	L	2-5
	Oklahoma City	Oklahoma City, Okla.	L	0-4
3/25	California	San Jose, Calif.	L	0-1
	Hawai'i	San Jose, Calif.	L	3-4
3/27	Sacramento State	Sacramento, Calif.	L	0-4
3/28	Pacific	San Jose, Calif.	L	1-7
4/2	Oklahoma Baptist	Norman, Okla.	W	4-3
	Oklahoma Baptist	Norman, Okla.	W	2-0
4/3	Kansas	Norman, Okla.	L	1-9
	Kansas	Norman, Okla.	L	1-6
4/5	Kansas	Oklahoma City, Okla.	L	0-4
	Kansas	Oklahoma City, Okla.	L	1-5
4/7	Oklahoma State	Stillwater, Okla.	L	0-7
	Oklahoma State	Stillwater, Okla.	L	0-1
4/10	Iowa State	Ames, Iowa	W	8-4
	Iowa State	Ames, Iowa	L	1-3
4/11	Iowa State	Ames, Iowa	W	8-4
	Iowa State	Ames, Iowa	L	1-3
4/20	Cameron	Norman, Okla.	W	7-0
	Cameron	Norman, Okla.	W	11-0
4/21	Oklahoma State	Norman, Okla.	L	0-4
	Oklahoma State	Norman, Okla.	L	0-3
4/24	Missouri	Columbia, Mo.	L	4-7
	Missouri	Columbia, Mo.	L	0-1
4/25	Missouri	Columbia, Mo.	L	2-4
	Missouri	Columbia, Mo.	L	0-2
4/27	Texas-Arlington	Norman, Okla.	L	1-4
	Texas-Arlington	Norman, Okla.	W	4-3
5/8	Oklahoma Baptist	Norman, Okla.	W	13-4
5/9	Oklahoma Baptist	Norman, Okla.	L	2-3

## SPRING 1994 (58-15)

## HEAD COACH: JIM BEITIA

2/18	Texas-Arlington	Grand Prairie, Texas	W	4-2
	Nebraska	Grand Prairie, Texas	W	6-5
2/19	Tulsa	Grand Prairie, Texas	W	11-10
	Creighton	Arlington, Texas	W	7-5
2/20	Kansas	Grand Prairie, Texas	W	5-4
	Northwestern	Grand Prairie, Texas	W	7-4
	Texas A&M	Grand Prairie, Texas	L	4-9
3/4	Slippery Rock	Fort Myers, Fla.	W	11-0
	Villanova	Fort Myers, Fla.	W	9-0
	Northwood	Gainesville, Fla.	W	3-2
3/5	Saint Thomas	Fort Myers, Fla.	W	15-0
	Northwood	Gainesville, Fla.	W	5-2
	Pennsylvania	Gainesville, Fla.	W	18-2
3/6	Florida International	Gainesville, Fla.	W	7-1
	Madonna	Gainesville, Fla.	W	7-0
	Boston College	Gainesville, Fla.	W	2-1
3/7	Boston University	Gainesville, Fla.	W	1-0
	Pennsylvania	Gainesville, Fla.	W	13-1
	Yale	Gainesville, Fla.	W	4-1
3/9	South Carolina	Norman, Okla.	L	2-5
3/10	Robert Morris	Norman, Okla.	W	6-2





# YEAR-BY-YEAR RESULTS

	Robert Morris	Norman, Okla.	L	2-12
3/11	Virginia	Tampa, Fla.	W	2-1
	Ball State	Tampa, Fla.	W	1-0
	Michigan	Tampa, Fla.	W	2-1
3/12	Sam Houston State	Tampa, Fla.	W	9-1
3/13	East Carolina	Tampa, Fla.	W	11-1
	North Carolina	Tampa, Fla.	W	4-3
	UCLA	Tampa, Fla.	L	0-3
3/16	Oklahoma Baptist	Shawnee, Okla.	W	18-0
	Oklahoma Baptist	Shawnee, Okla.	W	14-0
3/18	Tulsa	Stillwater, Okla.	W	10-3
	Wichita State	Stillwater, Okla.	W	5-0
	Oklahoma State	Stillwater, Okla.	W	2-0
3/19	Oklahoma Christian	Stillwater, Okla.	W	5-4
3/24	Texas A&M	Sacramento, Calif.	W	3-1
	Iowa	Sacramento, Calif.	W	2-1
	Pacific	Sacramento, Calif.	W	6-1
3/25	Bowling Green	Sacramento, Calif.	W	7-2
	Long Beach State	Sacramento, Calif.	W	2-1
3/26	Connecticut	Sacramento, Calif.	W	4-1
3/27	Hawai'i	Sacramento, Calif.	W	4-2
	California	Sacramento, Calif.	L	5-6
3/29	Tulsa	Broken Arrow, Okla.	W	6-1
	Tulsa	Broken Arrow, Okla.	W	7-2
3/30	Kent State	Norman, Okla.	W	6-3
	Kent State	Norman, Okla.	W	8-1
4/1	Texas A&M	Tulsa, Okla.	W	1-0
	Louisiana-Monroe	Tulsa, Okla.	W	3-1
	Tulsa	Sand Spring, Okla.	W	13-2
4/2	Kent State	Norman, Okla.	W	8-1
	Louisiana-Monroe	Norman, Okla.	L	0-1
4/8	Washburn	Topeka, Kan.	W	17-3
4/9	Kansas	Lawrence, Kan.	W	6-4
4/10	Kansas	Lawrence, Kan.	L	2-7
4/13	Oklahoma State	Stillwater, Okla.	L	0-1
	Oklahoma State	Stillwater, Okla.	L	0-2
4/16	Iowa State	Norman, Okla.	W	5-0
	Iowa State	Norman, Okla.	W	5-4
4/17	Iowa State	Norman, Okla.	L	0-1
	Iowa State	Norman, Okla.	W	14-1
4/19	Tulsa	Norman, Okla.	W	1-0
	Tulsa	Norman, Okla.	W	3-2
4/20	Texas-Arlington	Norman, Okla.	W	2-0
	Texas-Arlington	Norman, Okla.	W	5-1
4/23	Missouri	Norman, Okla.	L	3-9
	Missouri	Norman, Okla.	L	1-2
4/24	Missouri	Norman, Okla.	L	2-6
	Missouri	Norman, Okla.	W	10-5
4/27	Oklahoma State	Stillwater, Okla.	L	3-4
	Oklahoma State	Stillwater, Okla.	L	1-2
5/20	Florida State	Stillwater, Okla.	W	3-1
5/21	Providence	Stillwater, Okla.	W	4-1

## SPRING 1995 (43-23)

HEAD COACH: PATTY GASSO

2/17	Texas-Arlington	Grand Prairie, Texas	W	10-4
2/18	Iowa State	Grand Prairie, Texas	W	4-0
2/20	Oklahoma City	Norman, Okla.	W	2-0
	Oklahoma City	Norman, Okla.	L	4-7
2/21	Texas State	Grand Prairie, Texas	W	6-1
	#3 Texas A&M	Grand Prairie, Texas	W	2-0
	Minnesota	Grand Prairie, Texas	L	2-4
2/24	#4 Arizona	College Station, Texas	L	1-12
	#14 Louisiana-Lafayette	College Station, Texas	L	1-2
2/25	#3 Texas A&M	College Station, Texas	W	5-1



Christy Ring

# YEAR-BY-YEAR RESULTS



Jennifer Jaime

	#4 Arizona	College Station, Texas	L	2-8
2/26	#14 Louisiana-Lafayette	College Station, Texas	L	1-9
3/2	Southern Utah	Las Cruces, N.M.	W	8-0
	New Mexico State	Las Cruces, N.M.	W	5-3
	Wichita State	Las Cruces, N.M.	W	10-0
3/3	Louisiana-Monroe	Las Cruces, N.M.	W	1-0
	#15 Washington	San Diego, Calif.	L	2-3
3/4	New Mexico State	Las Cruces, N.M.	W	4-0
	Fresno State	Las Cruces, N.M.	L	1-7
	#11 Oregon State	Las Cruces, N.M.	W	9-1
	#8 Northwestern	Las Cruces, N.M.	W	1-0
3/10	#2 Arizona	Tucson, Ariz.	L	0-7
	#2 Arizona	Tucson, Ariz.	L	5-13
	New Mexico State	Tucson, Ariz.	L	3-4
3/11	New Mexico State	Tucson, Ariz.	W	10-2
	#2 Arizona	Tucson, Ariz.	L	1-19
	McNeese State	Tucson, Ariz.	W	8-0
3/12	McNeese State	Tucson, Ariz.	W	4-2
	#2 Arizona	Tucson, Ariz.	L	3-11
3/13	Central Arizona	Coolidge, Ariz.	W	6-2
	Central Arizona	Coolidge, Ariz.	L	0-2
3/25	Pacific	Sacramento, Calif.	W	5-1
	#7 Northwestern	Sacramento, Calif.	L	4-5
	Long Beach State	Sacramento, Calif.	W	12-2
	Utah	Sacramento, Calif.	W	4-1
3/26	#14 Oregon	Sacramento, Calif.	W	6-2
	Sacramento State	Sacramento, Calif.	L	1-4
4/1	Iowa State	Ames, Iowa	W	3-2
	Iowa State	Ames, Iowa	W	5-0
4/2	Iowa State	Ames, Iowa	W	5-2
	Iowa State	Ames, Iowa	W	2-1
4/5	Oklahoma State	Oklahoma City, Okla.	W	3-2
	Oklahoma State	Oklahoma City, Okla.	L	3-5 (10)
4/7	Missouri State	Springfield, Mo.	W	8-0
	Missouri State	Springfield, Mo.	W	6-1
4/8	Eastern Illinois	Springfield, Mo.	W	8-2
	Missouri State	Springfield, Mo.	L	2-5
4/9	Saint Louis	Springfield, Mo.	W	9-0
	Missouri State	Springfield, Mo.	W	4-0
4/15	Kansas	Norman, Okla.	W	7-1
	Kansas	Norman, Okla.	W	5-2
4/16	Kansas	Norman, Okla.	W	6-2
	Kansas	Norman, Okla.	L	2-3
4/18	Tulsa	Broken Arrow, Okla.	W	3-1
	Tulsa	Broken Arrow, Okla.	W	9-0
4/22	Missouri	Columbia, Mo.	W	3-0
	Missouri	Columbia, Mo.	W	2-0
4/23	Missouri	Columbia, Mo.	W	4-1
	Missouri	Columbia, Mo.	W	2-0
4/26	Oklahoma State	Stillwater, Okla.	L	0-1
	Oklahoma State	Stillwater, Okla.	L	0-3
5/19	UNLV	Stillwater, Okla.	L	2-10
5/20	Utah	Stillwater, Okla.	W	7-1
	Oklahoma State	Stillwater, Okla.	W	2-0
5/21	UNLV	Stillwater, Okla.	W	2-1
	UNLV	Stillwater, Okla.	L	0-2

## SPRING 1996 (50-21, 17-5 BIG 12)

HEAD COACH: PATTY GASSO

2/16	Utah	Grand Prairie, Texas	W	4-0
	Stephen F. Austin	Grand Prairie, Texas	W	13-0
2/17	Louisiana Tech	Grand Prairie, Texas	W	2-0
	Northwestern	Grand Prairie, Texas	W	10-9
2/18	Nebraska	Grand Prairie, Texas	W	2-1
	Texas-San Antonio	Grand Prairie, Texas	L	2-3
2/23	Louisiana-Lafayette	Lafayette, La.	W	4-2
	Louisiana-Lafayette	Lafayette, La.	L	4-5 (12)





# YEAR-BY-YEAR RESULTS

2/24	Sam Houston State	Monroe, La.	L	1-6
	Louisiana-Monroe	Monroe, La.	W	3-2
	Tulsa	Monroe, La.	W	7-0
	Northwestern State	Monroe, La.	W	9-1
2/25	Stephen F. Austin	Monroe, La.	W	8-2
	Nicholls State	Monroe, La.	W	2-0
	McNeese State	Monroe, La.	W	2-1
	Louisiana-Monroe	Monroe, La.	W	3-2 (10)
3/1	Louisiana Tech	Columbus, Ga.	L	1-2
	Hofstra	Columbus, Ga.	L	0-1
	Utah	Columbus, Ga.	W	3-0
3/2	#14 South Carolina	Columbus, Ga.	L	1-2 (8)
	#8 Cal State Northridge	Columbus, Ga.	L	1-8
3/3	Oregon	Columbus, Ga.	W	4-2
	Utah	Columbus, Ga.	L	2-5 (8)
3/7	#14 Michigan	Tucson, Ariz.	W	5-0
	North Carolina	Tucson, Ariz.	W	3-0
3/8	#10 Arizona	Tucson, Ariz.	L	0-10
	#14 Michigan	Tucson, Ariz.	L	0-6
3/9	DePaul	Tucson, Ariz.	W	2-1
3/10	#3 Arizona	Tucson, Ariz.	L	0-10
3/15	Wichita State	Stillwater, Okla.	W	5-0
	Kansas	Stillwater, Okla.	W	5-1
3/16	Wichita State	Stillwater, Okla.	W	8-1
	Oklahoma State	Stillwater, Okla.	W	7-4
3/21	#8 South Carolina	Fullerton, Calif.	W	2-0
	#1 Arizona	Fullerton, Calif.	L	1-2
3/22	DePaul	Fullerton, Calif.	L	4-6
3/23	#9 Louisiana-Lafayette	Fullerton, Calif.	L	0-4
	Northwestern	Fullerton, Calif.	W	5-1
3/30	Iowa State*	Norman, Okla.	W	5-2
	Iowa State*	Norman, Okla.	W	2-0
3/31	Iowa State *	Norman, Okla.	L	0-1
4/3	#25 Oklahoma State*	Stillwater, Okla.	W	4-0
	#25 Oklahoma State*	Stillwater, Okla.	L	1-5
4/5	Texas Tech*	Norman, Okla.	W	6-2
	Texas Tech *	Norman, Okla.	W	6-0
	Texas Tech*	Norman, Okla.	W	6-1
4/6	#12 Texas A&M*	Norman, Okla.	W	6-2
	#12 Texas A&M *	Norman, Okla.	W	4-2
4/7	#12 Texas A&M *	Norman, Okla.	W	2-1 (11)
4/11	Tulsa	Oklahoma City, Okla.	W	7-0
	Tulsa	Oklahoma City, Okla.	W	7-2
4/13	Missouri*	Columbia, Mo.	L	1-2
	Missouri *	Columbia, Mo.	W	3-2 (9)
4/14	Missouri*	Columbia, Mo.	W	6-4
4/17	#23 Oklahoma State*	Oklahoma City, Okla.	L	0-1
	#23 Oklahoma State *	Oklahoma City, Okla.	W	8-0
4/20	#14 Nebraska*	Norman, Okla.	W	8-2
	#14 Nebraska *	Norman, Okla.	W	4-2
4/21	#14 Nebraska*	Norman, Okla.	W	4-1
4/24	Wichita State	Tulsa, Okla.	W	2-0
	Wichita State	Tulsa, Okla.	W	2-1
4/27	Kansas *	Lawrence, Kan.	L	0-1 (10)
	Kansas*	Lawrence, Kan.	W	1-0
4/28	Kansas*	Lawrence, Kan.	W	2-1
5/10	#18 Nebraska	Oklahoma City, Okla.	W	5-4
	#16 Oklahoma State	Oklahoma City, Okla.	W	5-0
5/11	#18 Nebraska	Oklahoma City, Okla.	W	1-0
5/17	Northern Illinois	Iowa City, Iowa	W	8-0
5/18	#13 Iowa	Iowa City, Iowa	L	0-1
	Northern Illinois	Iowa City, Iowa	W	3-0
5/19	#13 Iowa	Iowa City, Iowa	L	2-7

## SPRING 1997 (55-19, 14-4 BIG 12)

## HEAD COACH: PATTY GASSO

2/15	Missouri State	Houston, Texas	W	5-2
	Alabama	Houston, Texas	W	12-0
	Tulsa	Houston, Texas	W	9-1
2/16	Illinois-Chicago	Houston, Texas	W	5-2
	Kansas	Houston, Texas	L	1-3
2/18	Oklahoma City	Norman, Okla.	W	5-3
	Oklahoma City	Norman, Okla.	W	4-1
2/20	#7 Louisiana-Lafayette	Lafayette, La.	L	1-2
	#7 Louisiana-Lafayette	Lafayette, La.	L	2-3
2/21	Louisiana Tech	Monroe, La.	W	1-0
	Mississippi	Monroe, La.	W	11-2
2/22	Southern Illinois	Monroe, La.	L	0-1 (8)
	Louisiana-Monroe	Monroe, La.	L	0-1
2/23	Northern Illinois	Monroe, La.	W	3-0
	McNeese State	Monroe, La.	W	4-0
	Southern Illinois	Monroe, La.	W	4-2
	Oklahoma City	Monroe, La.	L	0-1
2/28	Connecticut	Columbus, Ga.	W	9-0
3/1	Louisiana Tech	Columbus, Ga.	L	1-2
	#16 Florida State	Columbus, Ga.	L	1-2 (8)
	Northwestern	Columbus, Ga.	W	1-0
3/2	#17 Washington	Columbus, Ga.	W	1-0
	Illinois State	Columbus, Ga.	W	1-0
3/7	Wichita State	Tempe, Ariz.	W	3-2
	Northwestern	Tempe, Ariz.	W	3-1
3/8	Stephen F. Austin	Tempe, Ariz.	W	9-0
	Kansas	Tempe, Ariz.	W	8-0
3/9	#24 Baylor	Oklahoma City, Okla.	W	3-0
3/14	Rutgers	Houston, Texas	W	8-0
	Tarleton State	Houston, Texas	W	4-0
	Texas Lutheran	Houston, Texas	W	2-0
3/15	#22 Baylor	Houston, Texas	W	3-0
	McNeese State	Houston, Texas	L	1-4
	#22 Baylor	Houston, Texas	W	3-1
	Texas A&M	Houston, Texas	W	5-0
	Oklahoma City	Houston, Texas	W	8-7
	McNeese State	Houston, Texas	W	6-0
3/19	#2 Fresno State	Fresno, Calif.	W	6-2
	#2 Fresno State	Fresno, Calif.	L	2-6
3/20	Oregon State	Fullerton, Calif.	L	1-4
	UNLV	Fullerton, Calif.	W	3-2
3/21	Utah State	Fullerton, Calif.	W	6-0
3/22	Ohio State	Fullerton, Calif.	W	3-1
	#5 Washington	Fullerton, Calif.	W	11-2
3/23	#2 Fresno State	Fullerton, Calif.	W	2-0
	Oregon State	Fullerton, Calif.	W	4-1
4/2	#17 Oklahoma State*	Norman, Okla.	W	1-0
4/5	Baylor*	Norman, Okla.	W	1-0
	Baylor*	Norman, Okla.	W	2-0
4/6	Texas Tech*	Norman, Okla.	W	3-0
	Texas Tech*	Norman, Okla.	W	6-2
4/12	#11 Missouri*	Norman, Okla.	W	2-1
	#11 Missouri*	Norman, Okla.	L	2-3
4/13	#23 Kansas*	Norman, Okla.	W	2-0
	#23 Kansas*	Norman, Okla.	W	2-0
4/16	#17 Oklahoma State*	Stillwater, Okla.	W	4-0
4/19	Texas*	Austin, Texas	L	1-4
	Texas*	Austin, Texas	W	10-0
4/20	Texas A&M*	College Station, Texas	L	2-8
	Texas A&M*	College Station, Texas	W	8-7
4/23	Wichita State	Wichita, Kan.	W	6-2
	Tulsa	Broken Arrow, Okla.	W	9-2





# YEAR-BY-YEAR RESULTS

4/26	Nebraska*	Lincoln, Neb.	L	1-2
	Nebraska*	Lincoln, Neb.	W	4-2
4/27	Iowa State*	Ames, Iowa	W	2-0
	Iowa State*	Ames, Iowa	W	5-4
5/2	Texas	Oklahoma City, Okla.	W	6-5
5/3	#25 Kansas	Oklahoma City, Okla.	L	1-4
	Nebraska	Oklahoma City, Okla.	W	1-0
	#9 Missouri	Oklahoma City, Okla.	W	2-0
5/4	#9 Missouri	Oklahoma City, Okla.	L	4-6
5/16	#17 Oklahoma State	Norman, Okla.	L	0-2
5/17	Missouri State	Norman, Okla.	W	7-2
5/17	#17 Oklahoma State	Norman, Okla.	L	3-5

## SPRING 1998 (49-15, 12-5 BIG 12) HEAD COACH: PATTY GASSO

2/13	Texas State	Grand Prairie, Texas	W	3-0 (8)
	Stephen F. Austin	Grand Prairie, Texas	W	8-0
2/14	New Mexico State	Grand Prairie, Texas	W	1-0
	Tulsa	Grand Prairie, Texas	W	6-0
2/15	New Mexico	Grand Prairie, Texas	W	9-0
	Illinois-Chicago	Grand Prairie, Texas	W	3-0
	#11 Oklahoma State	Grand Prairie, Texas	W	4-3
2/19	Wichita State	Norman, Okla.	W	8-0
	Wichita State	Norman, Okla.	W	8-0
2/20	Creighton	Norman, Okla.	W	4-3 (8)
2/21	Wichita State	Norman, Okla.	W	4-0
	Missouri State	Norman, Okla.	L	4-7
2/22	Creighton	Norman, Okla.	W	4-0
	McNeese State	Norman, Okla.	W	6-1
2/24	Oklahoma City	Norman, Okla.	W	5-1
	Oklahoma City	Norman, Okla.	W	12-4
2/27	#18 Minnesota	Columbus, Ga.	W	5-2
	#8 California	Columbus, Ga.	W	1-0
2/28	Boston University	Columbus, Ga.	W	5-0
	Florida	Columbus, Ga.	W	1-0
3/1	#3 Michigan	Columbus, Ga.	L	3-7
	#2 Washington	Columbus, Ga.	L	0-3
3/6	#1 Arizona	Tucson, Ariz.	L	4-6
	#1 Arizona	Tucson, Ariz.	W	4-3
3/7	San Diego State	Tucson, Ariz.	W	4-2
	San Diego State	Tucson, Ariz.	W	3-2
3/8	Texas Tech	Tucson, Ariz.	L	0-1
3/13	Illinois State	Norman, Okla.	W	2-1 (8)
	Baylor	Norman, Okla.	W	5-4
3/14	Illinois State	Norman, Okla.	W	3-0
	Baylor	Norman, Okla.	W	9-0
3/19	#18 Oregon State	Fullerton, Calif.	L	1-3
	#5 Fresno State	Fullerton, Calif.	W	2-0
3/20	#25 Florida	Fullerton, Calif.	W	8-0
	UNLV	Fullerton, Calif.	W	5-3
3/21	San Diego State	Fullerton, Calif.	W	4-1
3/22	#11 Texas	Fullerton, Calif.	L	0-2
4/1	#10 Oklahoma State*	Stillwater, Okla.	L	1-2
4/4	Baylor*	Waco, Texas	W	5-1
	Baylor*	Waco, Texas	W	5-3
4/5	#9 Texas Tech*	Lubbock, Texas	W	6-1
	#9 Texas Tech*	Lubbock, Texas	W	8-0
4/11	#14 Missouri*	Columbia, Mo.	W	2-1
	#14 Missouri*	Columbia, Mo.	W	4-1
4/12	Kansas*	Lawrence, Kan.	W	1-0
	Kansas*	Lawrence, Kan.	W	1-0 (9)
4/16	#3 Fresno State	Norman, Okla.	W	4-2
	#3 Fresno State	Norman, Okla.	W	8-7 (10)

4/18	#8 Texas*	Norman, Okla.	L	0-1
	#8 Texas *	Norman, Okla.	W	5-4
4/19	Texas A&M*	Norman, Okla.	W	1-0 (9)
	Texas A&M*	Norman, Okla.	L	1-3
4/22	#12 Oklahoma State*	Norman, Okla.	W	2-1
4/25	#7 Nebraska*	Norman, Okla.	L	3-5
	#7 Nebraska*	Norman, Okla.	L	3-6
4/26	Iowa State*	Norman, Okla.	W	5-2
5/1	Baylor	Oklahoma City, Okla.	W	3-2
	#8 Texas	Oklahoma City, Okla.	W	1-0
5/2	#11 Oklahoma State	Oklahoma City, Okla.	W	3-2
5/3	#6 Nebraska	Oklahoma City, Okla.	L	0-3
5/15	Harvard	Amherst, Mass.	W	8-0
5/16	#21 Massachusetts	Amherst, Mass.	L	0-1
	Harvard	Amherst, Mass.	W	3-0
5/17	#21 Massachusetts	Amherst, Mass.	L	1-3

## SPRING 1999 (40-16, 11-3 BIG 12) HEAD COACH: PATTY GASSO

2/9	Oklahoma Christian	Norman, Okla.	W	8-0
	Oklahoma Christian	Norman, Okla.	W	7-0
2/12	Mississippi	Arlington, Texas	W	13-3
	Louisiana-Monroe	Arlington, Texas	W	8-0
2/13	Northwestern	Arlington, Texas	W	4-0
	#15 Oklahoma State	Arlington, Texas	W	3-2
2/14	#25 Oregon	Arlington, Texas	W	3-2
	#24 Illinois-Chicago	Arlington, Texas	L	3-7
2/19	Creighton	Norman, Okla.	W	12-0
	Creighton	Norman, Okla.	W	4-2
2/20	Colorado State	Norman, Okla.	W	5-3
	Colorado State	Norman, Okla.	W	5-0
2/21	Missouri State	Norman, Okla.	L	0-1
	Missouri State	Norman, Okla.	W	7-0
2/26	Nicholls State	Columbus, Ga.	W	8-0
	Michigan State	Columbus, Ga.	W	7-1
2/27	#10 Massachusetts	Columbus, Ga.	W	2-0
	#9 LSU	Columbus, Ga.	W	5-2
2/28	Louisiana-Lafayette	Columbus, Ga.	L	0-4
3/5	Wichita State	Wichita, Kan.	W	2-1
	Wichita State	Wichita, Kan.	W	17-2
3/6	Baylor	Norman, Okla.	W	6-1
	Baylor	Norman, Okla.	W	4-2
3/7	Oklahoma Christian	Norman, Okla.	W	4-1
	Oklahoma Christian	Norman, Okla.	W	10-0
3/9	Oklahoma City	Norman, Okla.	L	7-8 (8)
	Oklahoma City	Norman, Okla.	W	3-2
3/16	#3 Fresno State	Fresno, Calif.	L	0-1
	#3 Fresno State	Fresno, Calif.	L	0-4
3/18	#4 Washington	Fullerton, Calif.	L	0-4
	UNLV	Fullerton, Calif.	L	3-7
3/19	Florida	Fullerton, Calif.	W	5-1
	Cal State Fullerton	Fullerton, Calif.	W	5-3
3/20	#11 Texas	Fullerton, Calif.	L	1-5
3/27	Missouri*	Norman, Okla.	W	1-0
3/28	Kansas*	Norman, Okla.	W	4-2
	Kansas*	Norman, Okla.	W	5-3
4/6	Wichita State	Norman, Okla.	W	7-0
	Wichita State	Norman, Okla.	W	7-0
4/10	Nebraska*	Lincoln, Neb.	L	2-4
	Nebraska*	Lincoln, Neb.	W	10-1
4/11	Iowa State*	Ames, Iowa	W	3-2
	Iowa State*	Ames, Iowa	W	5-0
4/17	#19 Texas A&M*	College Station, Texas	W	3-0
	#19 Texas A&M*	College Station, Texas	W	6-4



# YEAR-BY-YEAR RESULTS

4/18	#15 Texas*	Austin, Texas	W	2-1
	#15 Texas*	Austin, Texas	L	0-1
4/21	Oklahoma State*	Norman, Okla.	W	7-2
4/24	Texas Tech*	Norman, Okla.	L	1-4
4/30	Oklahoma State*	Stillwater, Okla.	W	6-2
5/13	Oklahoma State	Oklahoma City, Okla.	W	5-0
	Nebraska	Oklahoma City, Okla.	L	0-2
5/14	Texas Tech	Oklahoma City, Okla.	L	1-2
5/20	Long Beach State	Baton Rouge, La.	W	3-1
5/21	#8 Southern Miss	Baton Rouge, La.	L	0-5
5/22	#7 LSU	Baton Rouge, La.	L	3-7

## SPRING 2000 (66-8, 17-1 BIG 12) NATIONAL CHAMPIONS

HEAD COACH: PATTY GASSO

2/11	Kentucky	Arlington, Texas	W	5-0
	Louisiana-Monroe	Arlington, Texas	W	2-0
	Purdue	Arlington, Texas	W	6-1
2/12	Texas State	Arlington, Texas	W	9-0
2/13	Texas-San Antonio	Arlington, Texas	W	3-2
	#5 Southern Miss	Arlington, Texas	W	10-1
	Arkansas	Arlington, Texas	W	5-3
2/18	New Mexico	Tucson, Ariz.	W	10-2
	Penn State	Tucson, Ariz.	W	9-3
2/19	Tennessee Tech	Tucson, Ariz.	W	16-1 (5)
2/20	#4 Arizona	Tucson, Ariz.	L	0-6
	Kentucky	Tucson, Ariz.	W	13-4
2/23	Arkansas	Norman, Okla.	W	3-0
	Arkansas	Norman, Okla.	W	6-2
2/24	Missouri State	Norman, Okla.	W	8-0 (5)
2/25	#16 Cal State Fullerton	Norman, Okla.	W	8-0 (5)
	Mississippi	Norman, Okla.	W	12-4
2/26	Kansas	Norman, Okla.	W	3-0
	Nicholls State	Norman, Okla.	W	16-1 (5)
2/27	Creighton	Norman, Okla.	W	2-0
3/3	Massachusetts	Columbus, Ga.	W	9-2
	Mississippi State	Columbus, Ga.	W	12-4
3/4	#9 Stanford	Columbus, Ga.	W	8-0
	Texas	Columbus, Ga.	W	8-1
3/5	#8 Fresno State	Columbus, Ga.	L	0-1
3/8	Wichita State	Wichita, Kan.	W	10-0
	Wichita State	Wichita, Kan.	W	11-0
3/10	#8 LSU	Norman, Okla.	L	0-3
3/11	Texas-San Antonio	Norman, Okla.	W	5-3
	Colorado State	Norman, Okla.	W	9-0
3/12	#12 Southern Miss	Norman, Okla.	L	4-5
	Wichita State	Norman, Okla.	W	5-2
3/14	#20 Long Beach State	Long Beach, Calif.	W	3-1
	#20 Long Beach State	Long Beach, Calif.	W	5-2
3/16	#12 Oregon State	Fullerton, Calif.	W	9-0
	DePaul	Fullerton, Calif.	W	5-4
3/17	UNLV	Fullerton, Calif.	W	10-5
3/18	Louisiana-Monroe	Fullerton, Calif.	W	8-0
	Notre Dame	Fullerton, Calif.	L	2-4
3/25	#25 Texas A&M*	College Station, Texas	W	4-2
3/26	#25 Texas A&M*	College Station, Texas	W	4-1
3/29	Tulsa	Norman, Okla.	W	4-1
	Tulsa	Norman, Okla.	W	1-0
4/2	Iowa State*	Norman, Okla.	W	9-0
	Iowa State*	Norman, Okla.	W	8-2
4/5	#20 Oklahoma State*	Stillwater, Okla.	W	4-2
4/8	Texas*	Austin, Texas	W	5-1
4/9	Texas*	Austin, Texas	W	9-5



Lana Moran



# YEAR-BY-YEAR RESULTS



Susan Ogden

4/12	Missouri*	Columbia, Mo.	W	7-3
	Missouri*	Columbia, Mo.	W	2-1
4/14	Nebraska*	Norman, Okla.	L	0-1 (11)
	Nebraska*	Norman, Okla.	W	13-0 (5)
4/15	Texas Tech*	Norman, Okla.	W	5-0
4/16	Texas Tech*	Norman, Okla.	W	7-1
4/19	#22 Oklahoma State*	Norman, Okla.	W	10-5
4/21	Baylor*	Waco, Texas	W	6-0
4/22	Baylor*	Waco, Texas	W	8-1
4/25	Oklahoma City	Norman, Okla.	W	6-0
	Oklahoma City	Norman, Okla.	W	1-0
4/29	Kansas*	Norman, Okla.	W	11-3
4/30	Kansas*	Norman, Okla.	W	6-2
5/11	Missouri	Oklahoma City, Okla.	W	8-3
	Texas A&M	Oklahoma City, Okla.	L	6-9
5/12	Texas	Oklahoma City, Okla.	W	11-0 (5)
	#18 Nebraska	Oklahoma City, Okla.	W	4-3
5/13	#18 Nebraska	Oklahoma City, Okla.	L	1-3
5/18	Harvard	Norman, Okla.	W	11-0 (5)
5/19	Cal State Northridge	Norman, Okla.	W	2-1
5/20	#13 Oregon State	Norman, Okla.	W	5-3
5/21	#13 Oregon State	Norman, Okla.	W	3-2
5/25	#10 California	Oklahoma City, Okla.	W	2-1
5/27	#8 Southern Miss	Oklahoma City, Okla.	W	3-1
5/28	#2 Arizona	Oklahoma City, Okla.	W	1-0
5/29	#3 UCLA	Oklahoma City, Okla.	W	3-1

## SPRING 2001 (50-9, 14-2 BIG 12)

## HEAD COACH: PATTY GASSO

2/9	Louisiana Tech	Arlington, Texas	W	3-1
	Kentucky	Arlington, Texas	W	10-1
	BYU	Arlington, Texas	W	6-3
2/10	Tulsa	Arlington, Texas	W	17-1
	Arkansas	Arlington, Texas	W	8-1
2/17	Creighton	Norman, Okla.	W	11-3
2/18	Wichita State	Norman, Okla.	W	9-0
	Tulsa	Norman, Okla.	W	7-1
2/20	Arkansas	Fayetteville, Ark.	W	2-0
	Arkansas	Fayetteville, Ark.	W	3-2
2/23	#16 Oregon State	Columbus, Ga.	W	1-0
	San Diego State	Columbus, Ga.	W	8-2
2/24	#19 South Carolina	Columbus, Ga.	L	0-4
	#15 Nebraska	Columbus, Ga.	W	6-5 (8)
2/25	#23 Southern Miss	Columbus, Ga.	L	1-2
3/2	Indiana State	Tucson, Ariz.	W	10-1
	#23 Baylor	Tucson, Ariz.	W	2-1
3/3	Creighton	Tucson, Ariz.	W	11-3 (6)
	Western Michigan	Tucson, Ariz.	W	10-1
3/4	#2 Arizona	Tucson, Ariz.	L	2-6
3/9	North Carolina	Norman, Okla.	W	8-0
3/10	Louisiana-Monroe	Norman, Okla.	W	3-2
	Louisiana-Lafayette	Norman, Okla.	W	7-5 (8)
3/12	Louisiana-Monroe	Norman, Okla.	W	5-2
3/15	Utah State	Fullerton, Calif.	W	8-0 (5)
	#7 Fresno State	Fullerton, Calif.	W	8-6
3/16	#14 Notre Dame	Fullerton, Calif.	W	4-2
	New Mexico State	Fullerton, Calif.	W	5-4
3/17	#11 DePaul	Fullerton, Calif.	L	2-3
3/20	San Diego State	San Diego, Calif.	L	1-4
3/23	#20 Texas A&M*	Norman, Okla.	W	5-1
3/24	#20 Texas A&M*	Norman, Okla.	W	8-0
3/30	#17 Nebraska*	Lincoln, Neb.	L	5-6
	#17 Nebraska*	Lincoln, Neb.	L	1-3





# YEAR-BY-YEAR RESULTS

4/1	Iowa State*	Ames, Iowa	W	11-2
	Iowa State*	Ames, Iowa	W	13-3
4/4	Oklahoma State*	Norman, Okla.	W	3-0
4/7	Texas*	Norman, Okla.	W	4-1
4/8	Texas*	Norman, Okla.	W	7-4
4/13	Texas Tech*	Lubbock, Texas	W	8-0 (5)
4/14	Texas Tech*	Lubbock, Texas	W	5-0
4/19	Oklahoma State*	Stillwater, Okla.	W	16-0 (5)
4/21	Baylor*	Norman, Okla.	W	16-0 (5)
4/22	Baylor*	Norman, Okla.	W	7-1
4/25	Tulsa	Tulsa, Okla.	W	13-2 (5)
4/28	Kansas*	Lawrence, Okla.	W	2-1
4/29	Kansas*	Lawrence, Okla.	W	6-2
5/3	Tulsa	Norman, Okla.	W	9-0 (5)
5/9	Texas A&M	Oklahoma City, Okla.	W	7-0
5/10	Texas Tech	Oklahoma City, Okla.	W	2-1
5/11	Nebraska	Oklahoma City, Okla.	W	10-2 (6)
5/12	Oklahoma State	Oklahoma City, Okla.	W	6-0
5/17	Lehigh	Norman, Okla.	W	9-2
5/18	North Carolina	Norman, Okla.	W	13-0 (5)
5/19	#12 Washington	Norman, Okla.	W	3-2
5/20	#12 Washington	Norman, Okla.	W	10-2
5/24	#21 Michigan	Oklahoma City, Okla.	W	2-0
5/25	#1 Arizona	Oklahoma City, Okla.	L	4-5 (8)
5/26	#3 LSU	Oklahoma City, Okla.	L	1-2 (13)

## SPRING 2002 (49-16, 14-2 BIG 12)

HEAD COACH: PATTY GASSO

2/8	Texas-Arlington	Grand Prairie, Texas	W	4-0
	Stephen F. Austin	Grand Prairie, Texas	W	8-0
2/9	Utah	Grand Prairie, Texas	W	6-1
	Texas-San Antonio	Grand Prairie, Texas	W	9-1
	Louisiana-Monroe	Grand Prairie, Texas	W	8-2
2/15	Creighton	Norman, Okla.	W	6-1
2/16	Drake	Norman, Okla.	W	15-0
	#21 Louisiana-Lafayette	Norman, Okla.	W	5-3
2/17	Northwestern State	Norman, Okla.	W	4-1
	Missouri State	Norman, Okla.	W	12-3
2/19	Oklahoma City	Norman, Okla.	W	8-2
2/22	Utah	Columbus, Ga.	W	8-1
	#18 Alabama	Columbus, Ga.	L	1-6
2/23	Wisconsin	Columbus, Ga.	W	4-3
	#10 Michigan	Columbus, Ga.	L	0-1
2/24	Notre Dame	Columbus, Ga.	W	3-2
	Wisconsin	Columbus, Ga.	L	1-2
3/1	Florida International	Miami, Fla.	W	9-0
	Auburn	Miami, Fla.	W	6-2
3/2	Connecticut	Miami, Fla.	W	4-2
	#20 Florida Atlantic	Miami, Fla.	L	5-6
	#20 Florida Atlantic	Miami, Fla.	L	3-5
3/7	Wichita State	Norman, Okla.	W	3-1
	Texas A&M-Corpus Christi	Norman, Okla.	W	5-4 (9)
3/8	Texas A&M-Corpus Christi	Norman, Okla.	W	10-0
	Wichita State	Norman, Okla.	W	12-1
3/9	Creighton	Norman, Okla.	W	8-0
3/10	Creighton	Norman, Okla.	W	8-0
3/14	#22 Florida State	Fullerton, Calif.	L	0-1
	#9 Cal State Fullerton	Fullerton, Calif.	L	0-6
3/15	Rutgers	Fullerton, Calif.	W	8-3 (8)
	Texas	Fullerton, Calif.	L	0-1
3/16	Utah	Fullerton, Calif.	W	8-0
3/18	Loyola Marymount	Los Angeles, Calif.	W	7-2
3/23	#22 Texas A&M*	College Station, Texas	W	6-1
3/24	#22 Texas A&M*	College Station, Texas	W	2-1

3/27	Tulsa	Tulsa, Okla.	W	14-6
3/29	Texas Tech*	Norman, Okla.	W	3-1
	Texas Tech*	Norman, Okla.	W	4-0
4/3	Oklahoma State*	Stillwater, Okla.	W	6-5
4/6	Iowa State*	Ames, Iowa	W	10-6
	Iowa State*	Ames, Iowa	W	11-1
4/10	Missouri*	Columbia, Mo.	W	8-1
	Missouri*	Columbia, Mo.	W	3-1
4/14	#18 Texas*	Norman, Okla.	L	1-2 (10)
	#18 Texas*	Norman, Okla.	L	2-3
4/16	#12 Fresno State	Oklahoma City, Okla.	L	0-4
4/17	#1 Arizona	Oklahoma City, Okla.	L	0-1 (9)
4/20	Kansas*	Norman, Okla.	W	6-3
4/21	Kansas*	Norman, Okla.	W	2-0
4/24	Oklahoma State*	Norman, Okla.	W	5-4 (10)
4/27	#22 Baylor*	Waco, Texas	W	5-1 (10)
4/28	#22 Baylor*	Waco, Texas	W	2-0
4/30	Tulsa	Norman, Okla.	W	11-2
5/2	Kansas	Oklahoma City, Okla.	L	1-3
5/3	Iowa State	Oklahoma City, Okla.	W	5-1
5/4	Kansas	Oklahoma City, Okla.	W	10-0
	#13 Texas	Oklahoma City, Okla.	W	4-0
5/5	#13 Texas	Oklahoma City, Okla.	L	0-2
5/16	Utah	Norman, Okla.	W	6-0
5/17	#23 Texas A&M	Norman, Okla.	W	7-0
5/18	#10 Texas	Norman, Okla.	W	4-1
5/19	#23 Texas A&M	Norman, Okla.	W	8-1
5/23	#5 California	Oklahoma City, Okla.	L	2-4
5/25	#1 UCLA	Oklahoma City, Okla.	L	0-2

## SPRING 2003 (47-14, 12-6 BIG 12)

HEAD COACH: PATTY GASSO

2/7	Illinois-Chicago	Gainesville, Fla.	W	5-1
	South Florida	Gainesville, Fla.	L	4-5
2/8	Florida	Gainesville, Fla.	W	2-0
	South Florida	Gainesville, Fla.	W	8-0
2/14	UAB	Norman, Okla.	W	7-0
	UAB	Norman, Okla.	L	5-6
2/15	Long Beach State	Norman, Okla.	W	4-3
2/21	Villanova	Columbus, Ga.	W	3-1
2/23	#7 Cal State Fullerton	Columbus, Ga.	W	3-0
	#9 LSU	Columbus, Ga.	L	4-7 (9)
2/28	UC Riverside	Tempe, Ariz.	W	7-4
	#10 Arizona State	Tempe, Ariz.	W	7-2
3/1	#10 Arizona State	Tempe, Ariz.	W	6-0
3/2	UC Riverside	Tempe, Ariz.	W	13-1 (5)
3/3	#10 Arizona State	Tempe, Ariz.	W	8-5
	UMKC	Norman, Okla.	W	4-0
	UMKC	Norman, Okla.	W	8-0 (5)
3/7	Northwestern State	Norman, Okla.	W	5-3
	Wisconsin	Norman, Okla.	W	1-0
3/8	Wisconsin	Norman, Okla.	W	2-0
	Northwestern State	Norman, Okla.	W	6-3
3/11	Saint Gregory's	Norman, Okla.	W	7-4
	Saint Gregory's	Norman, Okla.	W	5-0
3/13	#12 Arizona State	Fullerton, Calif.	W	5-3
	UNLV	Fullerton, Calif.	W	5-2
3/14	Cal State Northridge	Fullerton, Calif.	W	1-0
	Louisiana-Lafayette	Fullerton, Calif.	W	1-0
3/20	#5 Nebraska*	Lincoln, Neb.	W	1-0
	#5 Nebraska*	Lincoln, Neb.	L	0-8 (6)
3/22	#24 Kansas*	Lawrence, Kan.	W	3-1
3/23	#24 Kansas*	Lawrence, Kan.	W	10-0 (5)



# YEAR-BY-YEAR RESULTS

3/26	Missouri*	Norman, Okla.	L	0-2
	Missouri*	Norman, Okla.	W	5-1
3/29	Baylor*	Norman, Okla.	W	2-0
3/30	Baylor*	Norman, Okla.	W	3-0
4/2	#17 Oklahoma State*	Norman, Okla.	W	2-1
4/5	Iowa State*	Norman, Okla.	L	1-2
4/6	Iowa State*	Norman, Okla.	W	10-1 (5)
4/11	#5 Texas*	Austin, Texas	L	0-1 (9)
4/12	#5 Texas*	Austin, Texas	L	1-2
4/15	Oklahoma City	Norman, Okla.	W	11-2 (5)
4/18	Texas Tech*	Lubbock, Texas	W	6-2
	Texas Tech*	Lubbock, Texas	W	10-0 (5)
4/22	Tulsa	Tulsa, Okla.	W	8-0
4/24	#15 Oklahoma State*	Stillwater, Okla.	L	0-4
4/26	#19 Texas A&M*	Norman, Okla.	W	4-2
4/27	#19 Texas A&M*	Norman, Okla.	W	12-5
4/28	Tulsa	Norman, Okla.	L	4-5
5/2	#3 Texas	Oklahoma City, Okla.	L	0-1
	#20 Texas A&M	Oklahoma City, Okla.	W	4-0 (9)
5/3	Baylor	Oklahoma City, Okla.	W	1-0
	#14 Oklahoma State	Oklahoma City, Okla.	W	3-2
5/4	#14 Oklahoma State	Oklahoma City, Okla.	W	11-2 (5)
	#3 Texas	Oklahoma City, Okla.	L	0-1
5/15	Bethune Cookman	Gainesville, Fla.	W	5-1
5/16	#19 South Florida	Gainesville, Fla.	W	8-0 (6)
5/17	Texas-Arlington	Gainesville, Fla.	W	6-2
5/18	Oregon State	Gainesville, Fla.	W	7-2
5/22	#8 Washington	Oklahoma City, Okla.	L	1-3
5/24	#16 Alabama	Oklahoma City, Okla.	W	6-3 (9)
	#9 California	Oklahoma City, Okla.	L	2-5

## SPRING 2004 (45-22-1, 11-7 BIG 12)

HEAD COACH: PATTY GASSO

2/6	Illinois	Baton Rouge, La.	W	7-0
	SE Louisiana	Baton Rouge, La.	W	5-4
2/7	Centenary	Baton Rouge, La.	W	8-0
	#14 LSU	Baton Rouge, La.	W	6-4
2/8	Centenary	Baton Rouge, La.	W	9-1
	Illinois	Baton Rouge, La.	T	2-2
2/11	Oklahoma Christian	Norman, Okla.	W	8-0
2/18	North Texas	Norman, Okla.	W	7-2
	North Texas	Norman, Okla.	W	5-4
2/20	Louisville	Norman, Okla.	L	1-3 (8)
	Louisville	Norman, Okla.	W	8-0
2/21	North Carolina	Norman, Okla.	W	10-0
	North Carolina	Norman, Okla.	W	4-2
2/22	Sam Houston State	Norman, Okla.	L	1-3
	Sam Houston State	Norman, Okla.	W	15-10
2/27	Massachusetts	Columbus, Ga.	W	9-0
	Central Michigan	Columbus, Ga.	L	2-3
2/28	DePaul	Columbus, Ga.	W	5-1
	#11 Florida State	Columbus, Ga.	L	2-3
2/29	#7 Michigan	Columbus, Ga.	W	4-0
	Central Michigan	Columbus, Ga.	W	8-2
3/5	Houston	Houston, Texas	W	5-2
3/6	Houston	Houston, Texas	W	2-1
	Houston	Houston, Texas	L	1-2
3/12	New Mexico	Norman, Okla.	W	4-3 (8)
	New Mexico	Norman, Okla.	W	10-5 (8)
3/13	McNeese State	Norman, Okla.	L	4-5
	McNeese State	Norman, Okla.	W	6-2
3/14	Centenary	Norman, Okla.	W	6-0
	Centenary	Norman, Okla.	W	9-0
3/16	San Diego State	San Diego, Calif.	W	4-1

3/18	Illinois	Fullerton, Calif.	W	5-2
	#15 Fresno State	Fullerton, Calif.	L	1-2
3/19	#1 Arizona	Fullerton, Calif.	L	1-9
3/20	#20 Nebraska	Fullerton, Calif.	W	1-0
	#9 Washington	Fullerton, Calif.	L	0-1 (8)
3/27	Texas A&M*	College Station, Texas	L	0-1
3/28	Texas A&M*	College Station, Texas	L	4-5
3/29	#21 Baylor*	Waco, Texas	L	1-3 (10)
	#21 Baylor*	Waco, Texas	L	1-4
4/3	Texas*	Norman, Okla.	W	3-2
4/4	Texas*	Norman, Okla.	W	9-6
4/5	Tulsa	Tulsa, Okla.	L	0-2
4/8	Oklahoma State*	Stillwater, Okla.	W	2-1
4/10	Missouri*	Norman, Okla.	W	5-0
	Missouri*	Norman, Okla.	W	1-0
4/17	#18 Nebraska*	Lincoln, Neb.	L	1-2
4/18	#18 Nebraska*	Lincoln, Neb.	L	1-3
4/21	Texas Tech*	Norman, Okla.	W	7-3
	Texas Tech*	Norman, Okla.	W	4-3
4/24	Kansas*	Norman, Okla.	W	10-1
4/25	Kansas*	Norman, Okla.	W	2-1
4/28	Oklahoma State*	Norman, Okla.	W	5-1
4/30	Iowa State*	Ames, Iowa	W	6-1
5/1	Iowa State*	Ames, Iowa	L	1-2
5/11	Tulsa	Norman, Okla.	W	4-3
5/13	#19 Baylor	Oklahoma City, Okla.	W	5-2
5/14	#14 Nebraska	Oklahoma City, Okla.	L	0-7
	Kansas	Oklahoma City, Okla.	W	1-0
5/15	Missouri	Oklahoma City, Okla.	L	2-3 (13)
5/20	Temple	Tucson, Ariz.	W	5-0
5/21	Northwestern	Tucson, Ariz.	W	8-0
5/22	#1 Arizona	Tucson, Ariz.	W	3-2
5/23	#9 Louisiana-Lafayette	Tucson, Ariz.	L	4-12
	#9 Louisiana-Lafayette	Tucson, Ariz.	W	15-0
5/27	#7 Washington	Oklahoma City, Okla.	W	6-2
5/28	#2 California	Oklahoma City, Okla.	L	1-2 (8)
5/29	#8 Stanford	Oklahoma City, Okla.	L	2-3

## SPRING 2005 (50-17, 12-6 BIG 12)

HEAD COACH: PATTY GASSO

2/4	Florida Atlantic	Clearwater, Fla.	W	12-0 (5)
	Appalachian State	Clearwater, Fla.	W	6-2
2/5	Louisville	Clearwater, Fla.	L	1-2
	Florida	Clearwater, Fla.	L	0-3
2/6	DePaul	Clearwater, Fla.	L	1-4
2/11	#12 Alabama	Houston, Texas	L	0-2
	Sam Houston State	Houston, Texas	W	1-0
2/12	Sam Houston State	Houston, Texas	W	12-2 (5)
	Houston	Houston, Texas	W	7-0
2/18	Lipscomb	Norman, Okla.	W	11-1 (5)
	Creighton	Norman, Okla.	W	8-0 (6)
2/19	Creighton	Norman, Okla.	W	14-2 (5)
2/20	Lipscomb	Norman, Okla.	W	8-0 (5)
	North Texas	Norman, Okla.	W	5-1
2/22	Oklahoma City	Norman, Okla.	W	8-3
2/25	Michigan State	Columbus, Ga.	W	8-0 (5)
	Lehigh	Columbus, Ga.	W	5-0
2/26	#21 Florida State	Columbus, Ga.	W	3-0
	Seton Hall	Columbus, Ga.	W	4-1
3/2	Arkansas	Norman, Okla.	W	12-0 (5)
	Arkansas	Norman, Okla.	W	8-0 (6)
3/4	Illinois-Chicago	Las Vegas, Nev.	W	17-10 (8)
3/5	#14 Washington	Las Vegas, Nev.	W	8-1
	UNLV	Las Vegas, Nev.	W	4-3



# YEAR-BY-YEAR RESULTS

3/6	Drake	Las Vegas, Nevada	W	10-0 (5)
3/10	Valparasio	Norman, Okla.	W	7-2
	Valparasio	Norman, Okla.	W	9-2
3/12	Nicholls State	Norman, Okla.	W	4-1
	UTEP	Norman, Okla.	W	9-0 (5)
3/13	Nicholls State	Norman, Okla.	W	7-0
	UTEP	Norman, Okla.	W	6-3
3/15	Indiana	Long Beach, Calif.	W	7-4
3/17	#7 Louisiana-Lafayette	Fullerton, Calif.	W	7-3
	#21 Arizona State	Fullerton, Calif.	W	6-1
3/18	Syracuse	Fullerton, Calif.	W	3-0
3/19	#1 Arizona	Fullerton, Calif.	L	0-4
3/23	Tulsa	Tulsa, Okla.	L	2-4
3/25	Iowa State*	Norman, Okla.	W	7-3
	Iowa State*	Norman, Okla.	W	2-0
3/30	North Texas	Denton, Texas	W	9-1 (5)
4/2	#15 Missouri*	Columbia, Mo.	W	8-3
4/3	#15 Missouri *	Columbia, Mo.	W	6-4
4/6	Oklahoma State*	Norman, Okla.	W	9-0 (6)
4/9	#5 Texas*	Norman, Okla.	L	2-4
4/10	#5 Texas*	Norman, Okla.	W	4-0
4/11	Texas Tech*	Lubbock, Texas	W	8-5
	Texas Tech*	Lubbock, Texas	W	9-2
4/16	#7 Texas A&M*	Norman, Okla.	W	15-7 (6)
4/17	#7 Texas A&M*	Norman, Okla.	L	1-4
4/18	#11 Baylor*	Norman, Okla.	W	2-0
	#11 Baylor*	Norman, Okla.	L	5-6
4/20	Tulsa	Norman, Okla.	L	2-6
4/23	Kansas*	Lawrence, Kan.	L	4-5
4/24	Kansas*	Lawrence, Kan.	L	1-4
4/27	Oklahoma State*	Stillwater, Okla.	W	3-2 (9)
4/30	Nebraska*	Norman, Okla.	L	4-6
5/1	Nebraska*	Norman, Okla.	W	5-0
5/4	North Texas	Norman, Okla.	W	11-3 (5)
5/11	#25 Nebraska	Oklahoma City, Okla.	L	0-1
5/12	Kansas	Oklahoma City, Okla.	W	5-0
5/13	#7 Texas	Oklahoma City, Okla.	L	1-3
	#5 Texas A&M	Oklahoma City, Okla.	W	6-2
5/20	Wichita State	Norman, Okla.	W	2-0
5/21	#14 Louisiana-Lafayette	Norman, Okla.	W	6-3
5/22	Oregon	Norman, Okla.	W	2-1
5/27	#3 Arizona	Tucson, Ariz.	L	0-6
5/28	#3 Arizona	Tucson, Ariz.	L	6-7

## SPRING 2006 (40-21-1, 8-10 BIG 12)

## HEAD COACH: PATTY GASSO

2/10	#13 Washington	Las Vegas, Nev.	L	4-12 (5)
	Kentucky	Las Vegas, Nev.	W	4-3
2/11	UNLV	Las Vegas, Nev.	W	5-3
	Southern Utah	Las Vegas, Nevada	W	9-0
2/12	Long Beach State	Las Vegas, Nev.	W	2-1
2/15	Central Arkansas	Norman, Okla.	W	8-1
	Central Arkansas	Norman, Okla.	W	9-0
2/16	North Dakota State	Norman, Okla.	W	9-0
	North Dakota State	Norman, Okla.	W	7-2
2/17	Indiana	Norman, Okla.	W	10-8
	Indiana	Norman, Okla.	T	11-11
2/23	#22 Oregon	Palm Springs, Calif.	W	1-0
2/24	Fresno State	Palm Springs, Calif.	L	2-4
	UC Santa Barbara	Palm Springs, Calif.	W	6-2
2/25	Cal Poly-SLO	Palm Springs, Calif.	W	5-2
	Pacific	Palm Springs, Calif.	W	8-5
2/26	#3 UCLA	Palm Springs, Calif.	L	0-2
3/2	Oklahoma City	Norman, Okla.	L	5-6



Christina Enea



# YEAR-BY-YEAR RESULTS



Mandy Fulton

3/4	#19 LSU	Norman, Okla.	L	5-6
	Troy	Norman, Okla.	W	13-2
3/5	#19 LSU	Norman, Okla.	L	5-6 (8)
	Troy	Norman, Okla.	W	2-1 (8)
3/8	Tulsa	Tulsa, Okla.	W	8-0
3/11	North Texas	Norman, Okla.	W	10-1
	Utah Valley State	Norman, Okla.	W	19-7
3/12	Utah Valley State	Norman, Okla.	W	14-1
	North Texas	Norman, Okla.	W	10-5
3/15	Utah	Fullerton, Calif.	W	4-1
3/16	#6 Alabama	Fullerton, Calif.	L	0-5
3/17	#24 Fresno State	Fullerton, Calif.	W	4-3
3/18	#20 Texas A&M	Fullerton, Calif.	L	6-7
3/22	North Texas	Denton, Texas	W	7-0
3/25	Missouri*	Norman, Okla.	L	6-8
3/26	Missouri*	Norman, Okla.	L	6-9
3/28	Texas Tech*	Norman, Okla.	L	2-4
	Texas Tech*	Norman, Okla.	W	7-3
4/1	#19 Nebraska*	Lincoln, Neb.	L	1-9 (6)
	#19 Nebraska*	Lincoln, Neb.	L	0-3
4/5	Oklahoma State*	Stillwater, Okla.	W	15-1
4/8	#16 Texas A&M*	College Station, Texas	W	4-0
4/9	#16 Texas A&M*	College Station, Texas	L	1-5
4/10	#20 Baylor*	Waco, Texas	W	9-7
	#20 Baylor*	Waco, Texas	L	1-5
4/14	#2 Texas*	Norman, Okla.	L	4-9
4/15	#2 Texas*	Norman, Okla.	L	0-2
4/19	Tulsa	Norman, Okla.	W	3-0
4/22	Iowa State*	Ames, Iowa	L	2-5
4/23	Iowa State*	Ames, Iowa	W	8-6
4/26	Oklahoma State*	Norman, Okla.	W	9-3
4/30	Kansas*	Norman, Okla.	W	2-0
	Kansas*	Norman, Okla.	W	4-1
5/1	Arkansas	Fayetteville, Ark.	W	5-4
	Arkansas	Fayetteville, Ark.	W	5-0
5/3	North Texas	Norman, Okla.	W	4-0
5/11	#16 Texas A&M	Oklahoma City, Okla.	W	13-6
	Oklahoma State	Oklahoma City, Okla.	W	10-2
5/12	Missouri	Oklahoma City, Okla.	W	4-0
5/13	Kansas	Oklahoma City, Okla.	L	2-4
5/19	Kent State	Ann Arbor, Mich.	W	1-0
5/20	#11 Michigan	Ann Arbor, Mich.	L	0-1 (9)
	Kent State	Ann Arbor, Mich.	W	9-1
5/21	#11 Michigan	Ann Arbor, Mich.	L	2-5 (8)

## SPRING 2007 (55-8, 14-4 BIG 12)

HEAD COACH: PATTY GASSO

2/9	#20 Louisville	Miami, Fla.	W	9-5
	Illinois State	Miami, Fla.	W	3-1
2/10	Illinois	Miami, Fla.	W	3-0
	Florida International	Miami, Fla.	W	9-1
2/11	Illinois State	Miami, Fla.	W	4-2
2/16	Birmingham Southern	Norman, Okla.	W	14-1
2/17	Northwestern State	Norman, Okla.	W	12-0
	Minnesota	Norman, Okla.	W	6-5
2/18	Birmingham Southern	Norman, Okla.	W	17-0
	Northwestern State	Norman, Okla.	W	15-0
2/20	Tulsa	Norman, Okla.	W	5-3
2/23	Notre Dame	Palm Springs, Calif.	W	7-3
	Loyola Marymount	Palm Springs, Calif.	W	10-0
2/24	#16 California	Palm Springs, Calif.	W	11-3
	#6 Oregon State	Palm Springs, Calif.	W	4-1
2/25	Ohio State	Palm Springs, Calif.	W	7-2



# YEAR-BY-YEAR RESULTS

2/28	Arkansas	Norman, Okla.	W	14-0
	Arkansas	Norman, Okla.	W	10-2
3/1	North Texas	Norman, Okla.	W	4-1
3/3	Wichita State	Norman, Okla.	W	4-0
	Temple	Norman, Okla.	W	10-0
3/4	Temple	Norman, Okla.	W	21-0
	Wichita State	Norman, Okla.	W	4-0
3/7	Tulsa	Tulsa, Okla.	L	0-2
3/8	Evansville	Norman, Okla.	W	6-2
3/9	Evansville	Norman, Okla.	W	6-0
	Centenary	Norman, Okla.	W	6-1
3/10	Centenary	Norman, Okla.	W	11-1
	UMKC	Norman, Okla.	W	10-2
3/15	Pacific	Fullerton, Calif.	W	10-3
	#5 Arizona	Fullerton, Calif.	W	6-1
3/16	N.C. State	Fullerton, Calif.	L	0-7
3/17	Cal State Northridge	Fullerton, Calif.	W	8-0
3/18	DePaul	Fullerton, Calif.	W	3-2 (8)
	#5 Arizona	Fullerton, Calif.	W	11-0
3/22	Texas Tech*	Lubbock, Texas	W	7-0
	Texas Tech*	Lubbock, Texas	W	7-3
3/24	#10 Texas*	Austin, Texas	W	7-0
3/25	#10 Texas*	Austin, Texas	L	4-5 (10)
3/28	Central Arkansas	Norman, Okla.	W	7-3
3/31	#2 Texas A&M*	Norman, Okla.	W	4-2
4/1	#2 Texas A&M*	Norman, Okla.	L	4-9
4/4	Oklahoma State*	Norman, Okla.	W	8-0
4/6	Iowa State*	Norman, Okla.	W	8-0
	Iowa State*	Norman, Okla.	W	3-2 (10)
4/11	North Texas	Denton, Texas	W	9-2
4/15	Missouri*	Columbia, Mo.	L	1-5
	Missouri*	Columbia, Mo.	W	8-3
4/18	#10 Baylor*	Norman, Okla.	W	3-2 (8)
	#10 Baylor*	Norman, Okla.	W	7-4
4/21	Nebraska*	Norman, Okla.	W	10-9
	Nebraska*	Norman, Okla.	W	5-1
4/25	Oklahoma State*	Stillwater, Okla.	W	2-1
4/28	Kansas*	Lawrence, Kan.	W	13-4
4/29	Kansas*	Lawrence, Kan.	L	0-2
5/11	Kansas	Oklahoma City, Okla.	W	5-0
5/12	Missouri	Oklahoma City, Okla.	W	7-1
	Texas Tech	Oklahoma City, Okla.	W	6-3
5/18	Colgate	Amherst, Mass.	W	5-2
5/19	Massachusetts	Amherst, Mass.	W	2-0
5/20	Massachusetts	Amherst, Mass.	W	6-3
5/26	#14 DePaul	Norman, Okla.	L	0-3
5/27	#14 DePaul	Norman, Okla.	L	2-7

## SPRING 2008 (47-14, 16-2 BIG 12)

HEAD COACH: PATTY GASSO

2/8	#14 UCLA	Los Angeles, Calif.	L	1-6
	UC Santa Barbara	Los Angeles, Calif.	W	12-1 (5)
2/9	Nevada	Fullerton, Calif.	W	1-0
	#21 Cal State Fullerton	Fullerton, Calif.	L	2-10 (5)
2/10	#14 UCLA	Los Angeles, Calif.	W	7-0 (5)
2/12	Saint Gregory's	Norman, Okla.	W	10-0 (5)
2/15	BYU	Las Vegas, Nev.	W	8-5
	Cal State Northridge	Las Vegas, Nev.	W	5-1
2/16	South Carolina	Las Vegas, Nev.	W	2-1
	Illinois	Las Vegas, Nev.	W	3-1
2/17	Cal Poly-SLO	Las Vegas, Nev.	W	3-2
2/22	#13 Stanford	Palm Spring, Calif.	L	2-3
	Pacific	Palm Springs, Calif.	W	14-5 (6)
2/23	Oregon	Palm Springs, Calif.	L	0-1

	San Diego State	Palm Springs, Calif.	W	1-0
2/24	#19 Georgia	Palm Springs, Calif.	W	3-0
2/27	Tulsa	Norman, Okla.	W	8-0 (6)
3/1	North Texas	Norman, Okla.	W	9-0 (5)
	Memphis	Norman, Okla.	W	17-0 (5)
3/2	Memphis	Norman, Okla.	W	10-0 (5)
	North Texas	Norman, Okla.	W	8-0 (5)
3/5	Tulsa	Tulsa, Okla.	L	3-5
3/8	McNeese State	Norman, Okla.	W	9-1
	Drake	Norman, Okla.	W	8-0
3/9	Drake	Norman, Okla.	W	8-0 (5)
	McNeese State	Norman, Okla.	W	9-0 (5)
3/13	#21 Fresno State	Fresno, Calif.	L	0-1
3/14	Cal Poly-SLO	Sacramento, Calif.	W	5-4 (8)
	Colorado State	Sacramento, Calif.	W	13-4
3/15	Sacramento State	Sacramento, Calif.	W	2-0
	California	Sacramento, Calif.	L	0-2
3/16	Princeton	Sacramento, Calif.	W	4-3
3/19	Missouri State	Norman, Okla.	L	2-3
3/21	Kansas*	Norman, Okla.	W	3-2
3/22	Kansas*	Norman, Okla.	W	8-0 (6)
3/26	Central Arkansas	Norman, Okla.	W	23-1 (5)
3/29	Nebraska*	Lincoln, Neb.	W	6-0
	Nebraska*	Lincoln, Neb.	W	11-0
4/5	Missouri*	Norman, Okla.	W	8-0 (6)
4/6	Missouri*	Norman, Okla.	W	4-3
4/7	Arkansas	Fayetteville, Ark.	L	2-3
	Arkansas	Fayetteville, Ark.	W	3-2
4/10	Texas Tech*	Norman, Okla.	W	3-2
	Texas Tech*	Norman, Okla.	W	8-3
4/12	#5 Texas A&M*	College Station, Texas	L	2-4
4/13	#5 Texas A&M*	College Station, Texas	L	0-1
4/19	Iowa State*	Ames, Iowa	W	5-3
4/20	Iowa State*	Ames, Iowa	W	9-1
4/22	Oklahoma State*	Stillwater, Okla.	W	3-1
4/23	Oklahoma State*	Norman, Okla.	W	6-1
4/26	Texas*	Norman, Okla.	W	8-0 (6)
4/27	Texas*	Norman, Okla.	W	8-0 (5)
4/30	Baylor*	Waco, Texas	W	4-0
	Baylor*	Waco, Texas	W	9-4
5/10	Nebraska	Oklahoma City, Okla.	L	5-6
5/16	Oregon	Norman, Okla.	W	6-0
5/17	Arkansas	Norman, Okla.	W	6-5 (11)
5/18	Oregon	Norman, Okla.	W	11-0 (6)
5/23	#9 Arizona	Tucson, Ariz.	L	1-3
5/24	#9 Arizona	Tucson, Ariz.	W	2-0
	#9 Arizona	Tucson, Ariz.	L	2-5

## SPRING 2009 (41-16, 14-4 BIG 12)

HEAD COACH: PATTY GASSO

2/5	Hawai'i	Honolulu, Hawai'i	L	5-8
2/6	UAB	Honolulu, Hawai'i	W	18-0 (5)
	#19 LSU	Honolulu, Hawai'i	W	8-0 (5)
2/7	Hawai'i	Honolulu, Hawai'i	W	14-0 (5)
	UAB	Honolulu, Hawai'i	W	13-1 (5)
2/13	N.C. State	Houston, Texas	L	1-2
2/14	#14 Houston	Houston, Texas	W	5-3
2/15	Texas State	Houston, Texas	W	3-2
2/18	Stephen F. Austin	Norman, Okla.	W	4-3 (8)
	Stephen F. Austin	Norman, Okla.	W	3-1
2/20	Cal Poly-SLO	Cathedral City, Calif.	W	3-2
	#3 Arizona State	Cathedral City, Calif.	W	8-6
2/21	#17 Nevada	Cathedral City, Calif.	W	11-2 (6)
	#1 Alabama	Cathedral City, Calif.	L	3-4





# YEAR-BY-YEAR RESULTS

2/22	#24 Massachusetts	Cathedral City, Calif.	W	5-3
2/25	Tulsa	Tulsa, Okla.	W	7-3
3/1	Saint Louis	Norman, Okla.	W	7-4
	Creighton	Norman, Okla.	W	5-3
3/4	Tulsa	Norman, Okla.	W	5-3
3/6	#8 Tennessee	Norman, Okla.	L	1-4
3/7	#16 Northwestern	Oklahoma City, Okla.	W	4-3
	#8 Tennessee	Oklahoma City, Okla.	L	5-6 (8)
3/8	#16 Northwestern	Oklahoma City, Okla.	L	0-1
3/10	Texas Tech*	Lubbock, Texas	W	6-1
	Texas Tech*	Lubbock, Texas	W	12-0 (5)
3/12	Notre Dame	Fullerton, Calif.	L	3-4
	#25 Florida State	Fullerton, Calif.	W	3-1
3/13	#23 DePaul	Fullerton, Calif.	W	5-2
3/14	#16 Louisiana-Lafayette	Fullerton, Calif.	W	8-5
	Cal State Fullerton	Fullerton, Calif.	L	3-4
3/15	Bowling Green	Fullerton, Calif.	W	8-0 (5)
3/18	Northern Iowa	Norman, Okla.	W	8-0 (6)
3/21	Iowa State*	Norman, Okla.	W	10-7
3/22	Iowa State*	Norman, Okla.	W	10-0 (5)
3/25	North Texas	Norman, Okla.	W	8-1
3/28	Texas*	Austin, Texas	L	6-15 (5)
3/29	Texas*	Austin, Texas	L	7-9
4/1	Baylor*	Norman, Okla.	L	0-5
	Baylor*	Norman, Okla.	W	4-0
4/4	Nebraska*	Norman, Okla.	W	3-2 (8)
4/5	Nebraska*	Norman, Okla.	W	3-2
4/8	Arkansas	Norman, Okla.	L	9-11
4/10	Kansas*	Lawrence, Kan.	W	8-0 (6)
4/11	Kansas*	Lawrence, Kan.	L	2-4
4/15	Oklahoma State*	Norman, Okla.	W	8-1
4/18	Texas A&M*	Norman, Okla.	W	7-3
4/19	Texas A&M*	Norman, Okla.	W	3-1
4/22	North Texas	Denton, Texas	W	7-3
4/25	#10 Missouri*	Columbia, Mo.	W	6-2
4/26	#10 Missouri*	Columbia, Mo.	W	4-2
4/30	Oklahoma State*	Stillwater, Okla.	W	6-2
5/9	Iowa State	Oklahoma City, Okla.	W	3-0
	Texas	Oklahoma City, Okla.	W	6-2
5/10	#15 Missouri	Oklahoma City, Okla.	L	0-5
5/16	North Dakota State	Norman, Okla.	L	0-1 (11)
	Arkansas	Norman, Okla.	W	21-2
	Tulsa	Norman, Okla.	L	3-5



LaKisha Washington







**WORTH** is the  
**OFFICIAL**  
**EQUIPMENT**  
**SUPPLIER** of  
**OKLAHOMA**  
**SOFTBALL**



**OFFICIAL**  
**SOFTBALL**  
**OF**  
**THE NCAA**  
**CHAMPIONSHIPS**

©2009 Worth Sports • worthsports.com  
510 Maryville University Drive Suite 110 • St. Louis MO 63141  
Worth, a subsidiary of Jarden Corporation (NYSE: JAH)