

# OKLAHOMA

## Cassie Gage, Assistant Communications Director

McClendon Center for Intercollegiate Athletics  
180 West Brooks, Suite 2525 | Norman, OK 73019  
Google Voice: (405) 310-9244 | E-Mail: [cassie@ou.edu](mailto:cassie@ou.edu)  
[www.SoonerSports.com](http://www.SoonerSports.com) | Twitter: @SoonerSoftball



36 ALL-AMERICANS | 84 ALL-REGION SELECTIONS | 7 BIG 12 PLAYERS OF THE YEAR | 4 BIG 12 DEFENSIVE PLAYERS OF THE YEAR | 64 ALL-BIG 12 FIRST TEAM HONOREES | 79 WEEKLY BIG 12 HONORS

### 2011 SCHEDULE AND RESULTS

#### FEBRUARY

##### Kajikawa Classic

10	vs. Cal State Bakersfield	Tempe, Ariz.	W, 11-2 (5)
11	vs. Appalachian State	Tempe, Ariz.	W, 8-0 (5)
	vs. Northwestern	Tempe, Ariz.	W, 9-1 (5)
12	vs. #2 Arizona	Tempe, Ariz.	W, 11-1 (6)
	at #13 Arizona State	Tempe, Ariz.	L, 4-3
13	vs. Western Michigan	Tempe, Ariz.	W, 5-0

#### 16 ST. GREGORY'S NORMAN W, 9-0 (5)

##### Troy Cox Classic

18	vs. Southern Utah	Las Cruces, N.M.	W, 8-3
	at New Mexico State	Las Cruces, N.M.	W, 7-4
19	vs. Sam Houston State	Las Cruces, N.M.	W, 12-4
	vs. ULM	Las Cruces, N.M.	W, 14-4 (5)
20	at New Mexico State	Las Cruces, N.M.	W, 16-0 (5)

##### Cathedral City Classic

24	vs. #1 Georgia	Cathedral City, Calif.	L, 1-0
	vs. #10 Hawaii	Cathedral City, Calif.	L, 4-1
25	vs. Long Beach State	Cathedral City, Calif.	L, 2-1
	vs. #2 UCLA	Cathedral City, Calif.	L, 3-0
26	vs. Cal Poly	Cathedral City, Calif.	W, 4-2

#### MARCH

2	at North Texas	Denton, Texas	W, 3-0
4	#24 AUBURN	NORMAN	W, 6-0

##### The Preview featuring Bedlam

5	vs. Illinois-Chicago	Oklahoma City, Okla.	W, 5-3
	vs. #19 Oklahoma State	Oklahoma City, Okla.	W, 7-0

6	ILLINOIS-CHICAGO	NORMAN	W, 9-1 (6)
9	TULSA (SSN)	NORMAN	W, 9-0 (5)

##### Oklahoma Spring Festival

12	INDIANA	NORMAN	W, 9-0 (5)
	UABP	NORMAN	W, 15-0 (5)
13	MISSOURI STATE	NORMAN	W, 1-0
	MISSOURI STATE	NORMAN	W, 9-1 (6)

##### Judi Garman Classic

16	vs. Notre Dame	Fullerton, Calif.	L, 2-1
17	vs. DePaul	Fullerton, Calif.	W, 4-3 (8)
	vs. #7 Arizona	Fullerton, Calif.	W, 5-3
18	vs. Penn State	Fullerton, Calif.	L, 5-2
	vs. Pacific	Fullerton, Calif.	W, 13-2 (5)
19	vs. #4 Washington	Fullerton, Calif.	W, 7-6 (8)

23	at Tulsa	Tulsa, Okla.	L, 1-0
26	#14 NEBRASKA* (SSN)	NORMAN	L, 4-1
27	#14 NEBRASKA* (SSN)	NORMAN	W, 6-3
29	CENTRAL ARKANSAS (SSN)	NORMAN	W, 8-3

#### APRIL

1	at #23 Texas Tech*	Lubbock, Texas	L, 5-0
	at #23 Texas Tech*	Lubbock, Texas	W, 7-6
6	at Kansas*	Lawrence, Kan.	W, 12-6
	at Kansas*	Lawrence, Kan.	W, 13-5
9	#17 BAYLOR* (SSN)	NORMAN	W, 3-2
10	#17 BAYLOR* (SSN)	NORMAN	L, 5-2
13	#19 OKLA. STATE* (COX)	NORMAN	W, 5-1
16	at #14 Missouri* (FOX)	Columbia, Mo.	L, 3-2 (9)
17	at #14 Missouri* (ESPN)	Columbia, Mo.	L, 1-0 (11)
22	#19 TEXAS A&M* (SSN)	NORMAN	L, 3-0
23	#19 TEXAS A&M* (SSN)	NORMAN	W, 2-0
27	at #16 Oklahoma State (CSN)*	Stillwater, Okla.	L, 2-1
30	at #3 Texas* (ESPN)	Austin, Texas	W, 5-2

#### MAY

1	at #3 Texas*	Austin, Texas	L, 5-3
5	NORTH TEXAS	NORMAN	W, 9-1 (5)
7	IOWA STATE*	NORMAN	W, 3-0 (5)
8	IOWA STATE*	NORMAN	W, 4-1

##### NCAA Regional

20	IOWA	NORMAN	W, 7-1
21	TULSA	NORMAN	W, 6-0
22	TULSA	NORMAN	L, 4-3
	TULSA	NORMAN	W, 5-0

##### NCAA Super Regional

27	at #10 Arizona (ESPNU)	Tucson, Ariz.	W, 6-0
28	at #10 Arizona (ESPN)	Tucson, Ariz.	W, 5-2

#### JUNE

2	#1 Arizona State (ESPN2)	Oklahoma City, Okla.	6 p.m.
---	--------------------------	----------------------	--------



#### #1 ARIZONA STATE SUN DEVILS | 41-17 | RPI: 1



#### #2 ALABAMA CRIMSON TIDE | 51-9 | RPI: 4



#### OKLAHOMA STATE COWGIRLS | 42-18 | RPI: 21



#### #4 FLORIDA GATORS | 52-10 | RPI: 6



#### #5 MISSOURI TIGERS | 52-8 | RPI: 5



#### #11 BAYLOR BEARS | 45-13 | RPI: 11



#### #7 CALIFORNIA BEARS | 44-11 | RPI: 7



#### #9 OKLAHOMA SOONERS | 41-17, 10-8 Big 12 | RPI: 9

### A LOOK AT THE WOMEN'S COLLEGE WORLD SERIES

The ninth-seeded University of Oklahoma softball team opens play at the 2011 NCAA Division I Women's College World Series on Thursday evening against top-seeded Arizona State at 6 p.m. CT. The game airs nationally on ESPN2 and ESPN3.com. Thursday's game can also be heard locally on KREF 1400 AM in Norman. A complete 2011 Women's College World Series bracket is on page 15. Live stats are available at [SoonerSports.com](http://SoonerSports.com).

### A LOOK AT OKLAHOMA AS A TEAM

- OU is 13-12 against ranked opponents this year.
- It's the most OU has faced since playing 25 in the 2003 season (16-9).
- Oklahoma has hit 71 home runs this year; seven of those are grand slams.
- The Sooners were 22-15 against the field of 64 during the regular season.
- Oklahoma is 57-33 (.633) all-time in the NCAA Championship.
- OU has won 10 NCAA Regional titles (2000-05, 2007-08, 2010-11) and is 4-8 in Super Regional play.
- Oklahoma is 9-4 at ASA Hall of Fame Stadium over the past three years (includes Big 12 Championship).
- The Sooners are 41-22 all-time against the Southeastern Conference and 59-73 all-time against the Pac-10.
- Five players on OU's roster are from the state of Oklahoma.

### A LOOK AT OKLAHOMA IN THE WCWS

- This is Oklahoma's sixth appearance at the Women's College World Series (2000-04, 2011).
- Oklahoma is 7-8 all-time at the Women's College World Series.
- The Sooners won the 2000 National Championship (66-8).
- Of the seven teams in the field, OU is 1-0 against Alabama and 1-3 against California in WCWS games.
- OU won four games in 2000 to win the national title.
- The Sooners have gone 1-2 in the event every year since, except for 2002 (0-2).
- Oklahoma has outscored opponents 36-34 in 15 WCWS games.
- Half the field at the WCWS comes from the Big 12 Conference, the most ever for the league.
- This is the first time both Oklahoma and Oklahoma State have played in the same WCWS.
- The University of Oklahoma's Norman campus is 17 miles south of ASA Hall of Fame Stadium.
- Oklahoma's WCWS records begin on page 126 of the 2011 virtual guide online at [SoonerSports.com](http://SoonerSports.com).

### A LOOK AT THE SERIES HISTORY

Overall.....ASU leads 11-10 In Norman.....ASU leads 4-0 In Tempe.....OU leads 3-2 Neutral Sites.....OU leads 7-5 Last Meeting.....Feb. 12, 2011 Result.....Arizona State, 4-3 OU's Streak.....Lost 1 Gasso vs. ASU.....7-1	Overall.....UA leads 4-2 In Norman.....OU leads 1-0 In Tuscaloosa.....Never Met Neutral Sites.....UA leads 4-1 Last Meeting.....Feb. 21, 2009 Result.....Alabama, 4-3 OU's Streak.....Lost 3 Gasso vs. UA.....2-4	Overall.....OU leads 70-69 In Norman.....OU leads 33-21 In Stillwater.....OSU leads 33-23 Neutral Sites.....OSU leads 16-14 Last Meeting.....April 27, 2011 Result.....OSU 2-1 OU's Streak.....Lost 1 Gasso vs. OSU.....41-12	Overall.....OU leads 4-1 In Norman.....Never Met In Gainesville.....OU leads 1-0 Neutral Sites.....OU leads 3-1 Last Meeting.....Feb. 5, 2005 Result.....Florida, 3-0 OU's Streak.....Lost 1 Gasso vs. UF.....4-1
Overall.....OU leads 49-39 In Norman.....MU leads 19-13 In Columbia.....OU leads 20-10 Neutral Sites.....OU leads 16-10 Last Meeting.....April 17, 2011 Result.....Missouri, 1-0 (11) OU's Streak.....Lost 2 Gasso vs. MU.....30-12	Overall.....OU leads 41-9 In Norman.....OU leads 16-5 In Waco.....OU leads 11-3 Neutral Sites.....OU leads 14-1 Last Meeting.....April 10, 2011 Result.....Baylor, 5-2 OU's Streak.....Lost 1 Gasso vs. BU.....33-6	Overall.....Cal leads 11-5 In Norman.....Tied 1-1 In Berkeley.....Cal leads 2-0 Neutral Sites.....Cal leads 8-4 Last Meeting.....Feb. 20, 2010 Result.....Oklahoma, 12-1 (5) OU's Streak.....Won 1 Gasso vs. Cal.....4-4	

### PROBABLE OKLAHOMA STARTING LINEUP

based on previous game

Pos.	No.	Name	Class	Hometown	GP-GS	BA	Runs	Hits	HR	RBI	SLG%	BB	OB%
CF	#00	Destinee Martinez	Fr.	Corona, Calif.	60-60	.356	39	79	0	23	.374	7	.374
2B	#2	Brianna Turang	So.	Corona, Calif.	58-53	.352	38	63	0	13	.385	3	.380
RF	#5	Haley Nix	Sr.	Daingerfield, Texas	60-60	.307	34	58	9	48	.497	19	.381
P	#10	Keilani Ricketts	So.	San Jose, Calif.	52-50	.295	27	38	13	45	.612	36	.458
LF	#23	Brittany Williams	Fr.	Santa Clarita, Calif.	59-59	.309	41	43	12	39	.647	47	.490
1B	#3	Chana'e Jones	Sr.	San Jose, Calif.	60-60	.359	39	60	5	20	.515	20	.437
3B	#21	Dani Dobbs	Sr.	Moore, Okla.	60-60	.320	34	54	8	36	.550	12	.386
C	#33	Katie Norris	Jr.	Stillwater, Okla.	52-38	.186	7	21	4	16	.327	8	.262
DP	#12	Cierra Hughes	Fr.	Midwest City, Okla.	50-12	.260	15	13	0	5	.340	3	.302

#### Flex

SS	#7	Javen Henson	Fr.	Red Oak, Okla.	50-46	.108	15	4	0	4	.108	7	.250
----	----	--------------	-----	----------------	-------	------	----	---	---	---	------	---	------

Pos.	No.	Name	Class	Hometown	APP-GS	W-L	ERA	IP	H	ER	BB	SO	B/Avg.
LHP	#10	Keilani Ricketts	So.	San Jose, Calif.	48-40	29-13	1.44	272.1	183	56	78	443	.183
LHP	#32	Michelle Gascoigne	So.	Benicia, Calif.	23-14	9-3	2.66	81.2	70	31	18	99	.224
LHP	#22	Allee Allen	Jr.	Buena Park, Calif.	11-3	2-1	2.07	23.2	24	7	10	19	.261
RHP	#40	Kirsten Allen	Jr.	Union, Ky.	8-3	3-0	3.63	17.1	16	9	9	16	.235

facebook

Find us on Facebook!

## Oklahoma Sooners - Official Page



twitter

Follow Sooner softball on Twitter!

www.Twitter.com/SoonerSoftball

## WHAT DID YOU SAY?

OU Softball Pronunciation Guide

KIRSTEN Allen	KER-sten
Michelle GASCOIGNE	gas-COING
JAVEN Henson	JAY-ven
CHANA'E Jones	SH-nay
KEILANI Ricketts	K-lonnie
Brianna TURANG	tur-RANG
Ali VANDEVER	van-DUH-ver

## THE UNIVERSITY

Location	Norman, Okla.
Founded	1890
Enrollment	30,092
Nickname	Sooners
Colors	Crimson and Cream
Conference	Big 12
President	David Boren
VP/Director of Athletics	Joe Castiglione

## OKLAHOMA PROGRAM HISTORY

First Year of Softball	1975
All-Time Record	1,376-716-2 (.657)
All-Time Big 12 Record	209-72 (.744)
Big 12 Regular Season Titles/Championship Titles	Four/Four
NCAA Tournament Appearances	18
Regional Titles	10
WCWS Appearances	Six
National Championships	One (2000)

## STAFF INFORMATION

Head Coach	Patty Gasso (Long Beach State, 1984)
Career Record	979-326-2 (.749) [21 years]
Record at OU	817-267-2 (.752) [17 years]
Associate Head Coach	Melyssa Lombardi (Oklahoma, 1997)
Assistant Coach	Tripp MacKay (Oklahoma State, 2000)
Director of Operations	Kaycee Clark (UCF, 2004)

## STADIUM INFORMATION

Stadium	OU Softball Complex
Field (Capacity)	Marita Hynes Field (1,000)

## 2010 TEAM INFORMATION

2010 Overall Record	47-12
2010 Conference Record (Finish)	13-3 (Second)
2010 NCAA Postseason	NCAA Super Regional
2010 NFCA Final Ranking	11

## 2011 OUTLOOK

Letterwinners Returning/Lost	10/7
Position Starters Returning/Lost	5/3
Pitchers Returning/Lost	4/0
Newcomers	7
All-Americans Returning/Lost	2/1

## 2011 NUMERICAL ROSTER

#	Name	Pos.	B/T	Ht.	Cl.	Exp.	Hometown (Previous School)
00	Destinee Martinez	OF	L/R	5-4	Fr.	HS	Corona, Calif. (Roosevelt HS)
2	Brianna Turang	UTL	L/R	5-6	So.	1L	Corona, Calif. (Santiago HS)
3	Chana'e Jones (C)	UTL	L/R	5-6	Sr.	3L	San Jose, Calif. (Valley Christian HS)
5	Haley Nix	OF	L/L	5-8	Sr.	1L	Daingerfield, Texas (Texarkana College)
7	Javen Henson	INF	R/R	5-8	Fr.	HS	Red Oak, Okla. (Red Oak HS)
8	Ali Vandever	INF	R/R	5-5	Fr.	HS	Davenport, Okla. (Davenport HS)
10	Keilani Ricketts	LHP	L/L	6-2	So.	1L	San Jose, Calif. (Archbishop Mitty HS)
12	Cierra Hughes	INF	L/R	5-2	Fr.	HS	Midwest City, Okla. (Midwest City HS)
18	Jessica Shults	C	L/R	5-9	So.	1L	Valencia, Calif. (Hart HS)
21	Dani Dobbs	INF	R/R	5-4	Sr.	3L	Moore, Okla. (Moore HS)
22	Allee Allen	LHP	R/L	5-6	Jr.	2L	Buena Park, Calif. (Kennedy HS)
23	Brittany Williams	UTL	L/R	5-6	Fr.	HS	Santa Clarita, Calif. (Canyon HS)
28	Haley McGregor	OF	R/R	5-6	Fr.	HS	Wichita, Kan. (The Independent School)
32	Michelle Gascoigne	LHP	R/L	5-9	So.	1L	Benicia, Calif. (Benicia HS)
33	Katie Norris	UTL	R/R	5-11	Jr.	2L	Stillwater, Okla. (Stillwater HS)
40	Kirsten Allen	RHP	R/R	5-11	Jr.	2L	Union, Ky. (Ryle HS)

## GASSO REACHES 800 WINS MILESTONE

Oklahoma head coach **Patty Gasso** won her 800th Division I game on March 19 against then-No. 4 Washington. Gasso is 817-267-2 (.752) in 17 years at OU. Gasso is the 20th active coach to reach the mark and 30th all-time at the NCAA Division I level. Gasso is 979-326-2 (.749) in 21 seasons as a head coach. She needs 21 wins for career win No. 1,000.

## SHULTS MISSES REGIONAL, SUPER REGIONAL

Oklahoma sophomore **Jessica Shults** has missed the 2011 postseason thus far with an illness and is listed as day-to-day. Shults' 19 home runs are a single-season best for the sophomore. The OU single season record is 20 (Lisa Carey, 2000 and Lynette Velazquez, 1999).

## SOONERS SWEEP WILDCATS TO RETURN TO WCWS

Oklahoma got a brilliant performance from **Keilani Ricketts** and the top of the order drove in all five runs as the Sooners downed Arizona, 5-2, for a second straight day. With the win Oklahoma advances to its sixth Women's College World Series and first since 2004. Ricketts got it done with the bat, driving in OU's first two runs via a home run. She also drew a walk later in the game. In the circle, she threw her second complete game in as many days, holding Arizona to two earned runs on seven hits.

## TWO-OUT RALLIES AID IN SHUT OUT OF ARIZONA

Oklahoma scored four of its six runs with two outs as the Sooners shut out the Arizona Wildcats 6-0 on May 27 at Hillenbrand Stadium. Oklahoma starter **Keilani Ricketts** went the distance for the 30th time this year and threw her 23rd career shutout in the win. Ricketts allowed seven hits and two walks while striking out 13.

## OKLAHOMA WINS 10TH NCAA REGIONAL TITLE

Oklahoma won its 10th NCAA Regional title to advance to the Super Regionals by defeating Iona and Tulsa twice. The Sooners previously won regional championships from 2000-05, 2007-08 and 2010.

## FOUR SOONERS EARN NFCA ALL-REGION HONORS

Four Oklahoma softball student-athletes were named to the Louisville Slugger/National Fastpitch Coaches Association Division I All-Central Region team. Sophomores **Keilani Ricketts** and **Jessica Shults** and freshmen **Destinee Martinez** and **Brittany Williams** all earned first team honors. It is the second consecutive first team honor for Ricketts and Shults who each earned All-America status last year.

## RICKETTS SETS SINGLE GAME STRIKEOUT RECORD

Already the owner of the Oklahoma single season strikeout record, **Keilani Ricketts** brought down another Oklahoma milestone May 20 with 19 strikeouts against Iona. It's the most strikeouts in a game by a Sooner pitcher, surpassing the previous record of 18 set by Brea Moore against Utah on April 2, 1995.

## SIX SOONERS EARN ALL-BIG 12 HONORS

Six softball student-athletes have earned All-Big 12 honors as voted on by the league's coaches the conference office announced May 17. Senior **Chana'e Jones**, sophomore **Keilani Ricketts** and freshman **Destinee Martinez** were named to the first team, while seniors **Dani Dobbs** and **Haley Nix** and sophomore **Jessica Shults** earned second team honors. Ricketts earned first team honors for a second straight year, while Shults and Jones earned their second career All-Big 12 selection.

## SOONERS NAMED ACADEMIC ALL-BIG 12

**Dani Dobbs**, **Chana'e Jones** and **Michelle Gascoigne** were named to the 2011 Academic All-Big 12 softball team on May 12. It is Dobbs' third consecutive first team honor and the first honor for Gascoigne and Jones. Earlier this month, Dobbs was named to the College Sports Information Directors of America Academic All-District 6 second team.

## RICKETTS MOVING UP CAREER CHARTS

**Keilani Ricketts** (789) has moved past Kami Keiter (733) on the Oklahoma career strikeouts list. The sophomore needs just 16 strikeouts to tie Jill Most for the career record (805). Ricketts is tied for fifth in winning percentage (.726), seventh in complete games (60); eighth in innings pitched (532.0), games started (78), victories (61) and shutouts (23); and ninth in appearances (96).

## SOONERS SETTING BIG 12 SINGLE SEASON RECORDS

Four Sooners have broken into the top 10 on the Big 12 single season records list. **Jessica Shults'** 19 home runs are eighth, **Brittany Williams'** 47 walks drawn are tied for sixth, **Destinee Martinez's** 222 at-bats are tied for third, and **Keilani Ricketts'** 443 strikeouts are also sixth. Ricketts' 181 strikeouts in conference play are the fourth most in a single season, trailing only Cat Osterman.

## RICKETTS SETS OKLAHOMA SINGLE SEASON STRIKEOUT RECORD

**Keilani Ricketts** became the Oklahoma single season leader in strikeouts on April 30, breaking a 15-year old record. Jill Most (356) set the previous single season record in 1996.

## PITCHING STAFF SETS SINGLE SEASON RECORD

The Oklahoma pitching staff has combined for 577 strikeouts this year, surpassing the previous single season record of 486 set in 1997. OU set a single season record with 8.40 strikeouts per seven innings last year and average 10.23 this year.

## RICKETTS SITTING THEM DOWN IN DOUBLES

In 40 starts in the circle, **Keilani Ricketts** has double-digit strikeouts in 25 games.

## WILLIAMS CLOSING IN ON SINGLE SEASON WALKS RECORD

Freshman **Brittany Williams** leads the Sooners and Big 12 with 47 walks drawn this season. She also leads the team with a .490 on-base percentage. The only other Sooner to have more walks in a single season was Flores (49, 2009).

## ONE-RUN WINS HARD TO COME BY

Oklahoma is 5-9 in one-run games this year. OU has been out-scored 37-33 in those games and eight of those contests were against ranked opponents (3-5).

## ALLEE ALLEN GETTING AT-BATS

**Allee Allen** recorded her first career collegiate at-bat against Cal State Bakersfield on Feb. 10. Allen drew a walk after fouling off several pitches. Since then, Allen has more plate appearances. She was hit by a pitch against Cal Poly and reached on a passed ball at North Texas. She got two at-bats in the Texas series and recorded her first career hit and RBI on May 5 against North Texas. She made her first career start at designated player on May 20 vs. Iona.



**NFCA DIVISION I COACHES POLL**  
**POLL #14: MAY 17, 2011**

	School	Record	Points	Previous
1.	Arizona State (29)	50-6	749	1
2.	Michigan (1)	51-4	706	2
3.	Florida	47-9	657	3
4.	Alabama	46-8	650	4
5.	Tennessee	47-10	616	7
6.	Texas	45-8	608	5
7.	California	39-10	602	6
8.	Missouri	46-7	541	9
9.	Georgia	47-12	527	8
10.	Arizona	40-16	474	10
11.	Stanford	38-15	444	11
12.	Oregon	39-14	396	14
13.	<b>OKLAHOMA</b>	<b>38-16</b>	<b>388</b>	<b>13</b>
14.	UCLA	33-17	357	12
15.	Washington	34-14	328	15
16.	Nebraska	39-12	306	16
17.	Baylor	40-12	293	17
18.	Texas A&M	41-13	247	18
19.	Georgia Tech	44-10	172	19
20.	LSU	38-16	159	21
21.	Auburn	39-17	140	23
22.	Oklahoma State	39-12	126	20
23.	Kentucky	36-14	106	22
24.	Notre Dame	45-9	66	24
25.	Louisiana-Lafayette	49-9	53	25

Others receiving votes: Syracuse 15, Indiana 7, Pacific (Calif.) 7, Tulsa 4, East Carolina 2, New Mexico State 2, BYU 1, Texas Tech 1

**ESPN.COM/USA SOFTBALL POLL**  
**POLL #14: MAY 17, 2011**

	School	Record	Points	Previous
1.	Arizona State (20)	50-6	500	1
2.	Michigan	51-4	472	2
3.	Alabama	46-8	435	4
4.	Missouri	46-7	418	6
5.	California	39-10	415	5
	Florida	47-9	415	3
7.	Tennessee	47-10	395	8
8.	Georgia	47-12	359	9
9.	Texas	45-8	354	7
10.	Arizona	40-16	310	10
11.	Oregon	39-14	292	11
12.	<b>OKLAHOMA</b>	<b>38-16</b>	<b>272</b>	<b>13</b>
	Stanford	38-15	272	12
14.	Washington	34-14	225	14
15.	Baylor	40-12	224	17
16.	UCLA	33-17	198	15
17.	Texas A&M	41-18	178	19
18.	Georgia Tech	44-10	155	16
19.	Notre Dame	45-9	136	18
20.	Nebraska	39-12	105	23
21.	Kentucky	36-14	86	20
22.	LSU	38-16	84	21
23.	Auburn	39-17	61	24
24.	Louisiana-Lafayette	49-9	33	25
25.	Oklahoma State	37-17	31	22

Others receiving votes: Syracuse 25, Tulsa 13, Houston 9, Indiana 7, BYU 6, North Carolina 6, Maryland 5, Fordham 2, New Mexico State 1, Texas Tech 1, Longwood 1.

**MISCELLANEOUS RECORDS**

Oklahoma's record when...

At home .....	19-4	When opponent scores in first inning.....	5-4	OU trails after fifth inning .....	2-12
On the road .....	9-7	OU scores first .....	37-3	Game tied after fifth inning .....	2-4
At neutral sites .....	15-6	Opponent scores first .....	6-14	OU leads after sixth inning .....	25-0
Day games .....	31-12	OU out-hits opponent .....	39-4	OU trails after sixth inning .....	1-13
Night games .....	12-5	Opponent out-hits OU .....	2-12	Game tied after sixth inning.....	2-4
vs. left-handed starter .....	8-2	OU hits zero home runs .....	7-11	In February.....	12-5
vs. right-handed starter .....	35-15	OU hits one home run .....	21-5	In March.....	16-4
One-run games .....	5-9	OU hits 2+ home runs.....	15-1	In April .....	7-6
Two-run games .....	4-1	Opponent hits zero home runs .....	29-9	In May.....	8-2
Five or more run games.....	27-1	Opponent hits one home run .....	11-7	On Monday.....	0-0
Extra innings .....	2-3	Opponent hits 2+ home runs.....	3-1	On Tuesday.....	1-0
Shutouts .....	16-6	OU makes zero errors.....	18-6	On Wednesday .....	6-3
Scoring 0-2 runs .....	2-14	OU makes one error.....	14-7	On Thursday .....	4-2
Scoring 3-5 runs .....	12-3	OU makes 2+ errors .....	11-4	On Friday .....	8-5
Scoring 6-9 runs .....	19-0	Opponent makes zero errors.....	8-6	On Saturday .....	17-3
Scoring 10+ runs .....	10-0	Opponent makes one error.....	19-7	On Sunday.....	8-4
Opponent scores 0-2 runs.....	30-6	Opponent makes 2+ errors .....	16-4		
Opponent scores 3-5 runs.....	10-11	OU leads after fourth inning.....	39-1		
Opponent scores 6-9 runs.....	3-0	OU trails after fourth inning .....	1-13		
Opponent scores 10+ runs.....	0-0	Game tied after fourth inning .....	3-3		
When OU scores in first inning .....	22-2	OU leads after fifth inning.....	27-1		

**HITTING STREAKS**

	Longest	Current
Destinee Martinez	11	2
Brianna Turang	9	6
Keilani Ricketts	8	8
Jessica Shults	7	5
Haley Nix	7	1
Chana'e Jones	6	5
Dani Dobbs	6	-
Brittany Williams	4	-
Katie Norris	3	-
Cierra Hughes	3	2
Javen Henson	1	-
Haley McGregor	1	-
Allee Allen	1	-
Ali Vandever	1	-

**MULTIPLE HIT GAMES**

	2	3	4	5+	Total
Destinee Martinez	14	7	1	-	22
Brianna Turang	14	4	1	-	19
Chana'e Jones	18	1	-	-	19
Haley Nix	11	3	-	-	14
Jessica Shults	8	6	-	-	14
Keilani Ricketts	11	1	-	-	12
Brittany Williams	7	3	-	-	10
Dani Dobbs	6	2	-	1	9
Katie Norris	4	-	-	-	4
Cierra Hughes	2	-	-	-	2
<b>Team</b>	<b>95</b>	<b>27</b>	<b>2</b>	<b>1</b>	<b>125</b>




**MULTIPLE RBI GAMES**

	2	3	4	5+	Total
Jessica Shults	7	4	3	2	16
Keilani Ricketts	8	2	4	-	14
Haley Nix	7	4	-	2	13
Brittany Williams	8	1	1	1	11
Dani Dobbs	6	1	1	1	9
Chana'e Jones	3	3	-	-	6
Destinee Martinez	6	-	-	-	6
Ali Vandever	2	1	-	-	3
Katie Norris	3	-	-	-	3
Brianna Turang	2	-	-	-	2
Javen Henson	1	-	-	-	1
Cierra Hughes	1	-	-	-	1
<b>Team</b>	<b>54</b>	<b>16</b>	<b>9</b>	<b>6</b>	<b>85</b>

**SCORE BY INNING**

	1	2	3	4	5	6	7	8+	Total
Oklahoma	51	53	50	87	38	49	20	4	352
Opponents	16	9	21	13	27	18	18	5	127

**STATISTICAL LEADERS**

			
<b>Batting Average</b>	Chana'e Jones .359	Lexy Bennett, Texas .438	Stephanie Thompson, Brown .504
<b>Runs/Game</b>	Brittany Williams 0.69	Lexy Bennett, Texas 1.11	Katelyn Boyd, Arizona State 1.25
<b>RBI/Game</b>	Jessica Shults 1.09	Taylor Edwards, Nebraska 1.22	Christi Orgeron, Louisiana-Lafayette 1.63
<b>Walks/Game</b>	Brittany Williams 0.80	Brittany Williams, Oklahoma 0.80	Adrienne Monka, Northwestern 1.53
<b>Stolen Bases/Game</b>	Brianna Turang 0.41	Rhea Taylor, Missouri 0.74	Wendi Reed, Jackson State 1.15
<b>ERA</b>	Keilani Ricketts 1.44	Chelsea Thomas, Missouri 0.83	Chelsea Thomas, Missouri 0.83
<b>Saves</b>	Keilani Ricketts 2	Seven players 3	Four players 8



## WHERE OKLAHOMA RANKS IN THE NCAA

through games of June 1

## TEAM

Batting Average .....	.307 (30)
<i>National Leader .....</i>	<i>.348 (Tennessee)</i>
Earned Run Average .....	1.81 (19)
<i>National Leader .....</i>	<i>1.35 (Houston)</i>
Fielding Percentage .....	.965 (73)
<i>National Leader .....</i>	<i>.985 (Hofstra)</i>
Scoring .....	5.87 (16)
<i>National Leader .....</i>	<i>7.76 (Louisiana-Lafayette)</i>
Home Runs/Game .....	1.18 (17)
<i>National Leader .....</i>	<i>1.77 (Florida)</i>
Doubles/Game .....	1.12 (125)
<i>National Leader .....</i>	<i>2.08 (Delaware State)</i>
Stolen Bases/Game .....	1.10 (102)
<i>National Leader .....</i>	<i>2.53 (Alabama)</i>
Slugging Percentage .....	.486 (22)
<i>National Leader .....</i>	<i>.589 (Georgia Tech)</i>

## INDIVIDUAL (RANK IN TOP 100)

## Hitting

Home Runs/Game .....	Jessica Shults (0.36, 8)
.....	Keilani Ricketts (0.24, 97)
<i>National Leader .....</i>	<i>Hoku Nohara, New Mexico State (0.43)</i>
Runs Batted In/Game .....	Jessica Shults (1.09, 18)
<i>National Leader .....</i>	<i>Christi Orgeron, ULL (1.63)</i>
Doubles/Game .....	Dani Dobbs (0.25, 97)
<i>National Leader .....</i>	<i>Ashley Hansen, Stanford (0.42)</i>
Stolen Bases/Game .....	Brianna Turang (0.41, 88)
<i>National Leader .....</i>	<i>Wendi Reed, Jackson State (1.15)</i>
Walks/Game .....	Brittany Williams (0.80, 17)
.....	Keilani Ricketts (0.65, 46)
.....	Jessica Shults (0.60, 75)
<i>National Leader .....</i>	<i>Adrienne Monka, Northwestern (1.53)</i>
Slugging Percentage .....	Jessica Shults (.768, 32)
<i>National Leader .....</i>	<i>Hoku Nohara, New Mexico State (1.007)</i>
Home Runs .....	Jessica Shults (19.0, 10)
.....	Keilani Ricketts (13.0, 74)
<i>National Leader .....</i>	<i>Hoku Nohara, New Mexico State (24.0)</i>
Triples .....	Brianna Turang (3.0, 92)
<i>National Leaders .....</i>	<i>Two players (8.0)</i>
On-Base Percentage .....	Brittany Williams (.490, 64)
<i>National Leader .....</i>	<i>Adrienne Monka, Northwestern (.707)</i>
Toughest to Strikeout .....	Dani Dobbs (14.1, 89)
<i>National Leader .....</i>	<i>Tera Vaughn, Colgate (53.7)</i>

## Pitching

Earned Run Average .....	Keilani Ricketts (1.44, 26)
<i>National Leader .....</i>	<i>Chelsea Thomas, Missouri (0.83)</i>
Strikeouts .....	Keilani Ricketts (443.0, 3)
<i>National Leader .....</i>	<i>Sara Plourde, Massachusetts (498.0)</i>
Strikeouts/7 Innings .....	Keilani Ricketts (11.40, 3)
<i>National Leader .....</i>	<i>Amanda Crabtree, Houston (12.00)</i>
Victories .....	Keilani Ricketts (29.0, 13)
<i>National Leader .....</i>	<i>Jolene Henderson, California (39.0)</i>
Saves .....	Keilani Ricketts (2.0, 82)
<i>National Leaders .....</i>	<i>Four players (8.0)</i>
Shutouts .....	Keilani Ricketts (9.0, 31)
<i>National Leader .....</i>	<i>Jolene Henderson, California (18.0)</i>
Hits Allowed/7 Innings .....	Keilani Ricketts (4.70, 30)
<i>National Leader .....</i>	<i>Amanda Crabtree, Houston (2.85)</i>

## RICKETTS NAMED NATIONAL PLAYER OF THE WEEK

Oklahoma sophomore **Keilani Ricketts** was named the National Fastpitch Coaches Association National Player of the Week and Big 12 Conference Pitcher of the Week for her performances May 2-8 against North Texas and Iowa State. Ricketts went 3-0 over 13.0 innings with a 0.00 ERA, gave up two singles and 22 strikeouts. At the plate, she went 3-for-5 with four RBIs, four runs, four walks and a home run. The San Jose, Calif., native limited opponents to a .049 batting average last week, while herself turning in a .600 clip to go along with a .778 on-base percentage and a 1.200 slugging percentage. Her best showing of the week came in her team's regular-season finale against Iowa State when she turned in a two-hit complete game and struck out 14. Ricketts is the seventh Sooner to earn National Player of the Week honors from the NFCA. It is her fifth career Big 12 honor and second this season.

## SOONERS DOMINATE IN SWEEP OF IOWA STATE

OU shut out Iowa State 13-0 in five innings on May 7. Oklahoma's pitching staff was perfect for 4.2 innings and held the Cyclones to just one hit. On May 8, Haley Nix and Dani Dobbs combined for a 4-for-6 showing with each scoring one run.

## OKLAHOMA COMPLETES SWEEP OF NORTH TEXAS

**Keilani Ricketts** pitched three hitless innings and blasted a three-run home run as Oklahoma run-ruled North Texas 9-1 in five innings on May 5. Ricketts also drew two walks on the night.

## SOONERS FIRST TO KNOCK OFF TEXAS

**Keilani Ricketts** added clutch offense to her record pitching performance to help the Sooners end the Texas' nine-game winning streak April 30 in Austin. Ricketts roped the deciding two-RBI single in the top of the third as Oklahoma defeated Texas 5-2. It was OU's first win in Austin since 2007. Texas got even with Oklahoma, defeating the Sooners 5-3 on May 1.

## OKLAHOMA DROPS 2-1 GAME AT OKLAHOMA STATE

Oklahoma fell behind at Oklahoma State and was unable to mount a comeback as the Sooners dropped a 2-1 decision to the Cowgirls on April 27. The loss was just Oklahoma's third in 13 series meetings in Stillwater and the fourth in the last 36 series contests. **Keilani Ricketts** allowed the two earned runs on three hits and one walk. Ricketts struck out 13.

## SOONERS SHUT OUT IN BACK-TO-BACK CONFERENCE GAMES

For the first time in the Big 12 era, Oklahoma was shut out in back-to-back conference games on April 17 at Missouri (1-0 in 11) and April 22 vs. Texas A&M (3-0).

## EXTRA INNINGS GIVES MISSOURI SWEEP OF OKLAHOMA

Abby Vock hit a walk-off solo home run in the bottom of the ninth inning as Missouri downed Oklahoma 3-2 on April 16. The pitcher's duel last two hours and 36 minutes as the two teams combined for five runs on 16 hits. Nicole Hudson drove in Vock on an RBI single in the bottom of the 11th the Tigers got a second straight extra-inning win over OU on April 17, 1-0.

## RICKETTS, HOME RUNS POWER SOONERS PAST OSU

Oklahoma got an impressive performance from **Keilani Ricketts** as the Sooners downed 19th-ranked Oklahoma State 5-1 on April 13. OU scored its five runs on three home runs – two-run shots from Ricketts and **Brittany Williams** and a solo shot from **Jessica Shults** to win its 14th straight over the Cowgirls in Norman.

## SHULTS, RICKETTS NAMED TO TOP 25 LIST

**Keilani Ricketts** and **Jessica Shults** were named to USA Softball's top 25 list for its Collegiate Player of the Year award. The list represented 17 schools across six NCAA Division I conferences.

## OU COMES FROM BEHIND TO DOWN BAYLOR, FALLS IN GAME TWO

Down to its final two outs, the OU softball team rallied to score three runs and defeat Baylor 3-2 on April 9. **Destinee Martinez's** only hit of the day came in the seventh, scoring **Chana'e Jones** and **Javen Henson** to tie the game. With runners at the corners, **Jessica Shults'** sacrifice line drive to center field scored **Brianna Turang** to give OU the 3-2 victory. After taking a 2-1 lead in the bottom of the fifth, OU was unable to maintain it as the Sooners fell to Baylor 5-2 on April 10.

## SOONERS SWEEP KANSAS IN LAWRENCE

OU swept Kansas April 6 in a doubleheader. OU won the first game 12-6 and the second 13-5. **Keilani Ricketts** held the Jayhawks scoreless in 5.1 innings pitched. She allowed just one hit and two walks and struck out 10 in the first game. Ricketts added a three-run home run.

OU pounded out 20 hits in the second game and got a grand slam from Ricketts and a solo home run from **Dani Dobbs**. Dobbs went a perfect five-for-five at the plate during the game. She's the first Sooner to have five or more hits in a game since Amber Flores had five against Iowa State in 2009. It's also an OU single game record.

## SOONERS SPLIT SERIES WITH TEXAS TECH

Oklahoma split its series with Texas Tech April 1-2 in Lubbock. The Red Raiders took Friday night's game 5-0 and OU held on to win 7-6 on Saturday. TTU's win in the first game was the first win against OU in Lubbock for Tech. OU scored six runs in the first inning of the second game on Saturday. The Sooners hit three home runs in the game – a three-run shot from **Haley Nix**, a two-run home run from **Keilani Ricketts** and a solo shot from **Chana'e Jones**.

## VANDEVER HITS FIRST CAREER HOME RUN

Freshman **Ali Vandever** hit her first career home run against Central Arkansas on March 29. Vandever's three-run shot helped secure an 8-3 win for the Sooners.

## SOONERS SPLIT WITH CORNHUSKERS TO OPEN BIG 12 PLAY

Oklahoma split its conference-opening series with Nebraska on March 26-27. The Cornhuskers took the first game 4-1, while the Sooners rebounded to win 6-3 in the second game. **Keilani Ricketts** threw both games for OU and **Jessica Shults** hit two home runs in the second game to propel OU to the win.

## DOBBS NAMED BIG 12 PLAYER OF THE WEEK

Senior **Dani Dobbs** was named the Big 12 Player of the Week on March 22. It is her first career Big 12 honor. Dobbs helped lead Oklahoma to a 4-2 record at the Judi Garman Classic with wins over DePaul, Pacific, No. 7 Arizona and No. 4 Washington. She hit .526 on the week (10-for-19) with five runs scored and 10 RBI. Dobbs recorded two doubles and three home runs for a 1.105 slugging percentage and totaled 21 bases in six games. She drew one walk and registered no strikeouts for a .550 on-base percentage. Dobbs was clutch for the Sooners, hitting .500 on the week with two outs and runners in scoring position (4-for-8). She also advanced 12 runners in 17 tries for a .706 percentage. Dobbs also recorded her first career grand slam against Pacific on March 18 and recorded a career-high five RBI in the game.

## RICKETTS' SCORELESS STREAK SNAPPED

Sophomore **Keilani Ricketts** had her scoreless inning streak snapped against Notre Dame on March 16. Ricketts had not allowed a single run in over 45.1 innings.

## SOONERS WIN OKLAHOMA SPRING FESTIVAL

OU went 5-0 on the week with wins over Tulsa, Indiana, UAPB and Missouri State (twice). Four of the five wins were run rules as the Sooners won the Oklahoma Spring Festival. **Haley Nix** hit .500 (7-for-14) with six runs scored and 11 RBI on the week. In the Oklahoma Spring Festival championship game against Missouri State, she led the Sooners with five RBI, including a walk-off grand slam. **Keilani Ricketts** went 3-0 on the week with three starts and three complete game shutouts. She extended her scoreless innings streak to 42.2 innings and threw a complete game shutout in her last six starts.

## OKLAHOMA SWEEPS COMPETITION AT THE PREVIEW

OU won both games in The Preview featuring Bedlam at ASA Hall of Fame Stadium on March 5. **Keilani Ricketts** struck out 13 and **Jessica Shults** drove in five runs as the Sooners scored five runs in the first two innings to down archrival Oklahoma State 7-0. The Sooners trailed 3-2 through five innings and got a three-run home run from Shults in the bottom of the sixth to down UIC 5-3.

## SOONERS STRUGGLE AT CATHEDRAL CITY CLASSIC

OU went 1-4 at the Cathedral City Classic, falling to No. 1 Georgia, No. 2 UCLA, No. 10 Hawaii and Long Beach State. OU defeated Cal Poly 4-2 on Sunday.

## OU SHUTS DOWN OPPONENTS AT TROY COX CLASSIC

The Sooners went 5-0 at the Troy Cox Classic in Las Cruces, N.M. OU defeated Southern Utah, ULM, Sam Houston State and the host school - New Mexico State twice. **Brittany Williams** led the Sooners with a .500 batting average (6-for-12). She recorded her first career grand slam and had eight RBI and a 1.417 slugging percentage on the weekend. She drew a team-best five walks and was hit by a pitch three times to post a .700 on-base percentage.



## SINGLE SEASON RECORDS WATCH

**Home Runs**

1.	20	Lynette Velazquez	1999
	20	Lisa Carey	2000
<b>3.</b>	<b>19</b>	<b>Jessica Shults</b>	<b>2011</b>

**Runs Batted In**

1.	81	Samantha Ricketts	2007
2.	77	Lisa Carey	2000
3.	63	Ashli Barrett	2001
4.	62	Jessica Shults	2010
5.	61	Lynette Velazquez	1999
	61	Casey Dickson	1997
	61	Christina DeLuca	1994
8.	60	Becky Burroughs	1994
<b>9.</b>	<b>58</b>	<b>Jessica Shults</b>	<b>2011</b>

**Walks Drawn**

1.	49	Amber Flores	2009
<b>2.</b>	<b>47</b>	<b>Brittany Williams</b>	<b>2011</b>

**Strikeouts**

<b>1.</b>	<b>443</b>	<b>Keilani Ricketts</b>	<b>2011</b>
2.	356	Jill Most	1996
3.	346	Keilani Ricketts	2010

## CAREER RECORDS WATCH

**Batting Average**

1.	.402	Norrelle Dickson	2004-07
2.	.369	Amber Flores	2007-10
	.369	Becky Burroughs	1993-94
4.	.367	Kristin Vesely	2003-06
5.	.364	Lisa Carey	1998-01
6.	.362	Samantha Ricketts	2006-09
7.	.351	Christy Ring	1999-02
8.	<b>.353</b>	<b>Jessica Shults</b>	<b>2010-present</b>

**Slugging Percentage**

<b>1.</b>	<b>.719</b>	<b>Jessica Shults</b>	<b>2010-present</b>
2.	.703	Amber Flores	2007-10
3.	.657	Becky Burroughs	1993-94
4.	.645	Samantha Ricketts	2006-09
5.	.605	Andrea Davis	2000-01

**On-Base Percentage**

1.	.524	Amber Flores	2007-10
2.	.484	Norrelle Dickson	2005-07
<b>3.</b>	<b>.464</b>	<b>Jessica Shults</b>	<b>2004-07</b>

**Home Runs**

1.	56	Amber Flores	2007-10
2.	48	Samantha Ricketts	2006-09
3.	46	Ashli Barrett	1998-01
4.	44	Heather Scaglione	2002-05
5.	37	Lisa Carey	1998-01
	37	Kelli Braitsch	2000-03
<b>7.</b>	<b>34</b>	<b>Jessica Shults</b>	<b>2010-present</b>

**Stolen Bases**

1.	110	Norrelle Dickson	2004-07
2.	86	Christy Ring	1999-02
3.	74	LaKisha Washington	1998-01
4.	69	Erin Evans	2000-03
5.	62	Angie Holwell	1994-97
	62	Kristin Vesely	2003-06
7.	45	Kelli Braitsch	2000-03
<b>8.</b>	<b>44</b>	<b>Brianna Turang</b>	<b>2010-present</b>

**Strikeouts**

1.	805	Jill Most	1994-97
<b>2.</b>	<b>789</b>	<b>Keilani Ricketts</b>	<b>2010-present</b>
3.	733	Kami Keiter	2002-05
4.	634	Jennifer Stewart	1999-02
5.	597	D.J. Mathis	2006-09

**Shutouts**

1.	38	Jill Most	1994-97
2.	35	Jennifer Stewart	1999-02
3.	34	Kami Keiter	2002-05
	34	Patti Graham	1981-84
5.	33	Cheryl Jacobs	1981-84
6.	26	Lana Moran	1997-00
7.	25	D.J. Mathis	2006-09
8.	<b>23</b>	<b>Keilani Ricketts</b>	<b>2010-present</b>

## CURRENT PLAYERS CAREER WALK-OFFS

through May 18, 2011

**DANI DOBBS**

2/11/11..... W, 8-0 (5) vs. Appalachian State, sacrifice fly  
 3/28/10..... W, 9-0 (6) vs. Missouri, two-run home run

**HALEY NIX**

3-13-11..... W, 9-1 (6) vs. Missouri State, grand slam  
 3/6/11..... W, 9-1 (6) vs. Illinois-Chicago, double  
 5/16/10..... W, 9-0 (5) vs. Missouri, three-run home run

**KATIE NORRIS**

4/23/11..... W, 2-0 vs. Texas A&M, two-run home run  
 3/18/10..... W, 5-4 vs. Arizona State, single

**KEILANI RICKETTS**

3/5/10..... W, 8-7 (8) vs. Nevada, bases loaded walk

**JESSICA SHULTS**

4/9/11..... W, 3-2 vs. Baylor, sacrifice fly  
 3/18/11..... W, 13-2 (5) vs. Pacific, grand slam

**BRITTANY WILLIAMS**

2/11/11..... W, 9-1 (6) vs. Northwestern, two-run home run



**SOONERS START SEASON 5-1 AT KAJIKAWA CLASSIC**

The Sooners went 5-1 on opening weekend at the Kajikawa Classic in Tempe, Ariz. OU downed No. 2 Arizona, Northwestern, Cal State Bakersfield, Western Michigan and Appalachian State. OU won four of the games by virtue of a run-rule. The Sooners out-scored opponents 47-8. The only loss was to No. 13 Arizona State, the host school.

**RICKETTS NAMED BIG 12 PITCHER OF THE WEEK**

Sophomore **Keilani Ricketts** was named the Big 12 Pitcher of the Week on Feb. 15 after going 3-0 at the Kajikawa Classic. Ricketts got wins over Arizona, Northwestern and Cal State Bakersfield. She posted a 0.88 earned run average, allowing just two earned runs in 16.0 innings pitched. Ricketts walked four and struck out 27 while holding opponents to five hits and a 0.98 batting average.

**SHULTS NAMED BIG 12 PLAYER OF THE WEEK**

**Jessica Shults** was named the Big 12 Player of the Week on Feb. 15. Shults hit .632 (12-for-19) with seven runs scored at the Kajikawa Classic. The sophomore had four doubles and four home runs to produce a 1.474 slugging percentage on the week. Shults drove in 15 runs and walked twice, resulting in a .667 on-base percentage. Shults' 28 total bases were tops in the league on the weekend.

**GASCOIGNE PERFECT AGAINST MOUNTAINEERS**

**Michelle Gascoigne** threw the seventh perfect game in Oklahoma program history on February 11 against Appalachian State. Gascoigne faced the minimum 15 batters in the 8-0 five-inning win over the Mountaineers.

**RICKETTS, SHULTS NAMED TO WATCH LIST**

**Keilani Ricketts** and **Jessica Shults** were named to the USA Softball top 50 watch list for the 10th annual USA Softball Collegiate Player of the Year award. The watch list is comprised of 50 players representing 36 schools and 15 different NCAA Division I conferences. The list includes 23 seniors, 12 juniors and 15 sophomores. The duo earned second team All-America honors and first team all-region accolades from the NFCA as freshmen.

**JONES NAMED TEAM CAPTAIN**

Senior **Chana'e Jones** was named team captain for the 2011 season. The team selected the captain based on characteristics such as work ethic, positive attitude and consistency both on and off the field.

**CHAMBERLAIN NAMED ATHLETE OF THE YEAR**

University of Oklahoma softball signee **Lauren Chamberlain** has been named the 2010 USA Softball Athlete of the Year for the Junior Women's National Team. Chamberlain, a member of the 2010-11 USA Softball Junior Women's National Team, was an integral part of Team USA's 9-0 run at the III Pan American Championships (18-Under) in Bogota, Colombia, which qualified the team for the ISF IX Jr. Women's World Championship (19-and-under) later this year in Cape Town, South Africa. She went 16 for 25 (.640) at the plate with 11 runs scored and 13 RBI. With her 11 extra base hits (seven doubles, two triples and two home runs), she accumulated a slugging percentage of 1.320, by far the highest in Bogota. She went a perfect 6-for-6 in stolen bases.

**SOONERS SIGN FIRST-EVER INTERNATIONAL PLAYER**

University of Oklahoma head softball coach Patty Gasso announced the signing of Sydney, Australia's Georgia Casey to a National Letter of Intent on April 14. Casey begins competing for the Sooners during the 2011-12 academic year. Casey played at Mount St. Benedict College in Pennant Hills and is a member of the Australian national team program. She was named best pitcher at the 2011 U19 Australian national championship and was named New South Wales' Athlete of the Year in 2010.

**SOONERS ANNOUNCE SIGNING CLASS**

University of Oklahoma head softball coach Patty Gasso has announced the signing of five student-athletes to National Letters of Intent. Lauren Chamberlain (Trabuco Canyon, Calif.), Callie Parsons (Pryor, Okla.), Kelley Reeves (Arvada, Colo.), Erica Sampson (Tahlequah, Okla.) and Jessica Vest (Hollister, Calif.) all begin competing for the Sooners during the 2011-12 academic year.

**CAREY INDUCTED INTO KANSAS SPORTS HALL OF FAME**

Former University of Oklahoma softball All-American **Lisa Carey** was one of 11 inductees into the Kansas Sports Hall of Fame this past October. Carey is the first softball player to be inducted in the

Hall of Fame and joined Olympians Tara Nott Cunningham and Anna Seaton Huntington and volleyball coach Joan Wells as the female inductees in the class of 2010. Carey was a three-time all-American at Oklahoma, earning first team honors in 2000. She earned all-region honors from the National Fastpitch Coaches Association three and led Oklahoma to its first national championship in 2000. The four-time All-Big 12 honoree was named to the Women's College World Series tournament team that same season and was also the Big 12 Player of the Year in 2000.



## NCAA CHAMPIONSHIP CAREER HITTING STATISTICS

## DANI DOBBS

	Avg.	GP-GS	AB	R	H	1B	2B	3B	HR	RBI	TB	SLG%	BB	HBP	SO	GDP	OB%	SF	SH	SB-ATT	PO	A	E	FLD%
2008 Regional	0.000	3-0	0	2	0	0	0	0	0	1	0	0.000	0	1	0	0	1.000	0	0	0-0	0	0	0	1.000
2008 Supers	0.000	1-0	1	0	0	0	0	0	0	0	0	0.000	0	0	1	0	0.000	0	0	0-0	0	0	0	0.000
2009 Regional	0.222	3-3	9	1	2	2	0	0	0	2	2	0.222	1	0	2	0	0.300	0	0	0-0	4	4	0	1.000
2010 Regional	0.000	3-3	5	0	0	0	0	0	0	0	0	0.000	1	1	0	0	0.286	0	0	1-1	3	5	0	1.000
2010 Supers	0.200	3-3	5	1	1	0	0	0	1	1	4	0.800	0	0	3	0	0.200	0	0	0-0	0	10	2	0.833
2011 Regional	0.308	4-4	13	1	4	2	2	0	0	1	6	0.462	1	0	0	0	0.357	0	0	0-0	1	6	1	0.875
2011 Supers	0.000	2-2	3	2	0	0	0	0	0	0	0	0.000	3	0	0	0	0.500	0	1	0-0	0	2	2	0.500
<b>TOTALS</b>	<b>0.194</b>	<b>19-15</b>	<b>36</b>	<b>7</b>	<b>7</b>	<b>4</b>	<b>2</b>	<b>0</b>	<b>1</b>	<b>5</b>	<b>12</b>	<b>0.333</b>	<b>6</b>	<b>2</b>	<b>6</b>	<b>0</b>	<b>0.341</b>	<b>0</b>	<b>1</b>	<b>1-1</b>	<b>8</b>	<b>27</b>	<b>5</b>	<b>0.875</b>

## CHANA'E JONES

	Avg.	GP-GS	AB	R	H	1B	2B	3B	HR	RBI	TB	SLG%	BB	HBP	SO	GDP	OB%	SF	SH	SB-ATT	PO	A	E	FLD%
2008 Regional	0.000	3-0	3	1	0	0	0	0	0	0	0	0.000	1	0	1	0	0.250	0	0	0-0	0	0	0	1.000
2008 Supers	0.333	2-0	3	0	1	1	0	0	0	0	1	0.333	1	0	0	0	0.500	0	0	0-0	1	0	0	1.000
2009 Regional	0.333	3-3	12	2	4	2	1	0	1	4	8	0.667	0	0	0	0	0.333	0	0	0-0	6	0	0	1.000
2010 Regional	0.800	3-1	5	0	4	2	2	0	0	1	6	1.200	0	0	1	0	0.800	0	0	0-0	0	0	0	0.000
2010 Supers	0.143	3-3	7	0	1	1	0	0	0	0	1	0.143	1	0	1	0	0.250	0	0	0-0	0	0	0	0.000
2011 Regional	0.286	4-4	14	3	4	4	0	0	0	1	4	0.286	1	0	0	0	0.333	0	0	0-0	34	1	0	0.000
2011 Supers	0.800	2-2	5	2	4	4	0	0	0	0	4	0.800	1	1	0	0	0.857	0	0	0-0	14	0	0	1.000
<b>TOTALS</b>	<b>0.367</b>	<b>20-13</b>	<b>49</b>	<b>8</b>	<b>18</b>	<b>14</b>	<b>3</b>	<b>0</b>	<b>1</b>	<b>6</b>	<b>24</b>	<b>0.490</b>	<b>5</b>	<b>1</b>	<b>3</b>	<b>0</b>	<b>0.436</b>	<b>0</b>	<b>0</b>	<b>0-0</b>	<b>55</b>	<b>1</b>	<b>0</b>	<b>1.000</b>

## HALEY NIX

	Avg.	GP-GS	AB	R	H	1B	2B	3B	HR	RBI	TB	SLG%	BB	HBP	SO	GDP	OB%	SF	SH	SB-ATT	PO	A	E	FLD%
2010 Regional	0.250	3-3	8	1	2	0	1	0	1	2	6	0.750	1	0	1	0	0.333	0	0	0-0	2	0	0	1.000
2010 Supers	0.375	3-3	8	0	3	2	1	0	0	0	4	0.500	1	0	3	0	0.444	0	0	0-0	0	0	0	0.000
2011 Regional	0.267	4-4	15	4	4	3	0	0	1	5	7	0.467	1	0	0	0	0.313	0	0	0-0	2	0	0	1.000
2011 Supers	0.167	2-2	6	0	4	0	1	0	0	0	2	0.333	1	1	3	0	0.375	0	0	0-0	1	0	0	1.000
<b>TOTALS</b>	<b>0.351</b>	<b>12-12</b>	<b>37</b>	<b>5</b>	<b>13</b>	<b>5</b>	<b>3</b>	<b>0</b>	<b>2</b>	<b>7</b>	<b>19</b>	<b>0.514</b>	<b>4</b>	<b>1</b>	<b>7</b>	<b>0</b>	<b>0.429</b>	<b>0</b>	<b>0</b>	<b>0-0</b>	<b>5</b>	<b>0</b>	<b>0</b>	<b>1.000</b>

## KATIE NORRIS

	Avg.	GP-GS	AB	R	H	1B	2B	3B	HR	RBI	TB	SLG%	BB	HBP	SO	GDP	OB%	SF	SH	SB-ATT	PO	A	E	FLD%
2009 Regional	0.267	3-3	15	4	4	3	0	0	1	2	7	0.467	0	0	2	0	0.267	0	0	0-0	0	0	0	0.000
2010 Regional	0.333	2-2	3	0	1	1	0	0	0	2	1	0.333	0	0	2	0	0.333	0	0	0-0	0	0	0	0.000
2010 Supers	0.000	3-0	3	0	0	0	0	0	0	0	0	0.000	0	0	1	0	0.000	0	0	0-0	0	0	0	0.000
2011 Regional	0.167	4-4	12	0	2	2	0	0	0	2	2	0.167	0	0	5	0	0.167	0	0	0-0	41	1	0	1.000
2011 Supers	0.000	2-2	5	0	0	0	0	0	0	1	0	0.000	1	0	0	1	0.143	1	0	0-0	20	1	0	1.000
<b>TOTALS</b>	<b>0.184</b>	<b>14-11</b>	<b>38</b>	<b>4</b>	<b>7</b>	<b>6</b>	<b>0</b>	<b>0</b>	<b>1</b>	<b>7</b>	<b>10</b>	<b>0.263</b>	<b>1</b>	<b>0</b>	<b>10</b>	<b>1</b>	<b>0.200</b>	<b>1</b>	<b>0</b>	<b>0-0</b>	<b>61</b>	<b>2</b>	<b>0</b>	<b>1.000</b>

## ALLEE ALLEN

	Avg.	GP-GS	AB	R	H	1B	2B	3B	HR	RBI	TB	SLG%	BB	HBP	SO	GDP	OB%	SF	SH	SB-ATT	PO	A	E	FLD%
2011 Regional	0.000	3-1	2	0	0	0	0	0	0	0	0	0.000	0	0	2	0	0.200	0	0	0-0	0	0	0	0.000
<b>TOTALS</b>	<b>0.000</b>	<b>4-2</b>	<b>2</b>	<b>0</b>	<b>0</b>	<b>0</b>	<b>0</b>	<b>0</b>	<b>0</b>	<b>0</b>	<b>0</b>	<b>0.000</b>	<b>0</b>	<b>0</b>	<b>2</b>	<b>0</b>	<b>0.000</b>	<b>0</b>	<b>0</b>	<b>0-0</b>	<b>0</b>	<b>0</b>	<b>0</b>	<b>0.000</b>

## KEILANI RICKETTS

	Avg.	GP-GS	AB	R	H	1B	2B	3B	HR	RBI	TB	SLG%	BB	HBP	SO	GDP	OB%	SF	SH	SB-ATT	PO	A	E	FLD%
2010 Regional	0.167	3-3	6	1	1	1	0	0	0	1	1	0.167	1	1	2	0	0.375	0	0	0-0	1	3	0	1.000
2010 Supers	0.000	3-3	6	0	0	0	0	0	0	0	0	0.000	1	1	2	0	0.250	0	0	0-0	0	3	0	1.000
2011 Regional	0.636	4-4	11	2	7	5	1	0	1	6	11	1.000	5	0	1	0	0.750	0	0	0-0	0	9	1	0.900
2011 Supers	0.333	2-2	6	2	2	0	0	0	2	3	8	1.333	1	1	1	0	0.500	0	0	0-0	0	6	0	1.000
<b>TOTALS</b>	<b>0.345</b>	<b>12-12</b>	<b>29</b>	<b>5</b>	<b>10</b>	<b>6</b>	<b>1</b>	<b>0</b>	<b>3</b>	<b>10</b>	<b>20</b>	<b>0.690</b>	<b>8</b>	<b>3</b>	<b>6</b>	<b>0</b>	<b>0.525</b>	<b>0</b>	<b>0</b>	<b>0-0</b>	<b>1</b>	<b>21</b>	<b>1</b>	<b>0.957</b>

## BRIANNA TURANG

	Avg.	GP-GS	AB	R	H	1B	2B	3B	HR	RBI	TB	SLG%	BB	HBP	SO	GDP	OB%	SF	SH	SB-ATT	PO	A	E	FLD%
2010 Regional	0.000	3-0	0	0	0	0	0	0	0	0	0	0.000	0	0	0	0	0.000	0	0	0-1	0	0	0	0.000
2010 Supers	0.500	3-0	2	0	1	1	0	0	0	0	1	0.000	0	0	0	0	0.500	0	0	0-0	0	0	0	0.000
2011 Regional	0.600	4-4	15	4	9	9	0	0	0	0	9	0.600	0	0	0	0	0.600	0	1	1-3	3	1	0	1.000
2011 Supers	0.571	2-2	7	1	4	3	0	1	0	3	6	0.857	1	0	0	0	0.625	0	0	2-2	2	0	0	1.000
<b>TOTALS</b>	<b>0.583</b>	<b>12-6</b>	<b>24</b>	<b>5</b>	<b>14</b>	<b>13</b>	<b>0</b>	<b>1</b>	<b>0</b>	<b>3</b>	<b>16</b>	<b>0.667</b>	<b>1</b>	<b>0</b>	<b>0</b>	<b>0</b>	<b>0.600</b>	<b>0</b>	<b>1</b>	<b>3-6</b>	<b>5</b>	<b>1</b>	<b>0</b>	<b>1.000</b>



## NCAA CHAMPIONSHIP CAREER HITTING STATISTICS

## DESTINEE MARTINEZ

	Avg.	GP-GS	AB	R	H	1B	2B	3B	HR	RBI	TB	SLG%	BB	HBP	SO	GDP	OB%	SF	SH	SB-ATT	PO	A	E	FLD%
2011 Regional	0.294	4-4	17	3	5	5	0	0	0	2	5	0.294	0	0	0	0	0.294	0	0	0-0	2	0	1	0.667
2011 Supers	0.250	2-2	8	1	2	2	0	0	0	4	2	0.250	0	0	2	0	0.250	0	0	1-1	2	0	0	1.000
<b>TOTALS</b>	<b>0.280</b>	<b>6-6</b>	<b>25</b>	<b>4</b>	<b>7</b>	<b>7</b>	<b>0</b>	<b>0</b>	<b>0</b>	<b>6</b>	<b>7</b>	<b>0.280</b>	<b>0</b>	<b>0</b>	<b>2</b>	<b>0</b>	<b>0.280</b>	<b>0</b>	<b>0</b>	<b>1-1</b>	<b>4</b>	<b>0</b>	<b>1</b>	<b>0.800</b>

## BRITTANY WILLIAMS

	Avg.	GP-GS	AB	R	H	1B	2B	3B	HR	RBI	TB	SLG%	BB	HBP	SO	GDP	OB%	SF	SH	SB-ATT	PO	A	E	FLD%
2011 Regional	0.250	4-4	12	2	3	3	0	0	0	2	3	0.250	2	0	3	0	0.357	0	0	0-0	0	0	0	0.000
2011 Supers	0.000	2-2	4	0	0	0	0	0	0	0	0	0.000	1	0	4	0	0.200	0	0	0-0	0	0	0	0.000
<b>TOTALS</b>	<b>0.188</b>	<b>6-6</b>	<b>16</b>	<b>2</b>	<b>3</b>	<b>3</b>	<b>0</b>	<b>0</b>	<b>0</b>	<b>2</b>	<b>3</b>	<b>0.188</b>	<b>3</b>	<b>0</b>	<b>7</b>	<b>0</b>	<b>0.316</b>	<b>0</b>	<b>0</b>	<b>0-0</b>	<b>0</b>	<b>0</b>	<b>0</b>	<b>0.000</b>

## ALI VANDEVER

	Avg.	GP-GS	AB	R	H	1B	2B	3B	HR	RBI	TB	SLG%	BB	HBP	SO	GDP	OB%	SF	SH	SB-ATT	PO	A	E	FLD%
2011 Regional	0.000	4-2	4	0	0	0	0	0	0	0	0	0.000	1	0	0	0	0.200	0	0	0-0	4	3	1	0.875
2011 Supers	0.000	2-0	1	1	0	0	0	0	0	0	0	0.000	0	0	0	0	0.000	0	1	0-0	2	2	0	1.000
<b>TOTALS</b>	<b>0.000</b>	<b>6-2</b>	<b>5</b>	<b>1</b>	<b>0</b>	<b>0</b>	<b>0</b>	<b>0</b>	<b>0</b>	<b>0</b>	<b>0</b>	<b>0.000</b>	<b>1</b>	<b>0</b>	<b>0</b>	<b>0</b>	<b>0.167</b>	<b>0</b>	<b>1</b>	<b>0-0</b>	<b>6</b>	<b>5</b>	<b>1</b>	<b>0.917</b>

## HALEY MCGREGOR

	Avg.	GP-GS	AB	R	H	1B	2B	3B	HR	RBI	TB	SLG%	BB	HBP	SO	GDP	OB%	SF	SH	SB-ATT	PO	A	E	FLD%
2011 Regional	0.000	4-0	2	0	0	0	0	0	0	0	0	0.000	1	0	1	0	0.333	0	1	0-0	0	0	0	0.000
2011 Supers	0.000	2-0	1	0	0	0	0	0	0	0	0	0.000	0	0	0	0	0.000	0	0	0-0	0	0	0	0.000
<b>TOTALS</b>	<b>0.000</b>	<b>6-0</b>	<b>3</b>	<b>0</b>	<b>0</b>	<b>0</b>	<b>0</b>	<b>0</b>	<b>0</b>	<b>0</b>	<b>0</b>	<b>0.000</b>	<b>1</b>	<b>0</b>	<b>1</b>	<b>0</b>	<b>0.250</b>	<b>0</b>	<b>1</b>	<b>0-0</b>	<b>0</b>	<b>0</b>	<b>0</b>	<b>0.000</b>

## JAVEN HENSON

	Avg.	GP-GS	AB	R	H	1B	2B	3B	HR	RBI	TB	SLG%	BB	HBP	SO	GDP	OB%	SF	SH	SB-ATT	PO	A	E	FLD%
2011 Regional	0.000	4-4	2	1	0	0	0	0	0	0	0	0.000	1	0	1	0	0.333	0	0	0-0	3	5	2	0.800
<b>TOTALS</b>	<b>0.000</b>	<b>4-2</b>	<b>2</b>	<b>1</b>	<b>0</b>	<b>0</b>	<b>0</b>	<b>0</b>	<b>0</b>	<b>0</b>	<b>0</b>	<b>0.000</b>	<b>1</b>	<b>0</b>	<b>1</b>	<b>0</b>	<b>0.333</b>	<b>0</b>	<b>0</b>	<b>0-0</b>	<b>3</b>	<b>5</b>	<b>2</b>	<b>0.800</b>

## CIERRA HUGHES

	Avg.	GP-GS	AB	R	H	1B	2B	3B	HR	RBI	TB	SLG%	BB	HBP	SO	GDP	OB%	SF	SH	SB-ATT	PO	A	E	FLD%
2011 Regional	0.000	3-0	1	1	0	0	0	0	0	0	0	0.000	0	0	0	0	0.000	0	0	0-1	0	0	0	0.000
2011 Supers	0.500	2-2	6	2	3	2	1	0	0	0	4	0.667	0	0	1	0	0.500	0	0	0-0	0	0	0	0.000
<b>TOTALS</b>	<b>0.429</b>	<b>5-2</b>	<b>7</b>	<b>3</b>	<b>3</b>	<b>2</b>	<b>1</b>	<b>0</b>	<b>0</b>	<b>0</b>	<b>4</b>	<b>0.571</b>	<b>0</b>	<b>0</b>	<b>1</b>	<b>0</b>	<b>0.429</b>	<b>0</b>	<b>0</b>	<b>0-0</b>	<b>0</b>	<b>0</b>	<b>0</b>	<b>0.000</b>

## NCAA CHAMPIONSHIP CAREER PITCHING STATISTICS

## KEILANI RICKETTS

	ERA	W-L	APP	GS	CG	SHO	SV	IP	H	R	ER	BB	SO	2B	3B	HR	BF	Bavg.	WP	HBP	BK	SFA	SHA
2010 Regional	0.00	3-0	3	3	2	2/0	0	18.0	8	0	0	6	27	0	0	0	61	0.131	0	1	0	0	0
2010 Supers	1.84	1-2	3	3	2	0/0	0	19.0	13	8	5	7	22	1	1	1	72	0.181	1	1	0	0	0
2011 Regional	1.62	2-1	3	3	1	0/1	0	21.7	9	5	5	9	34	1	0	0	78	0.115	3	2	0	0	1
2011 Supers	1.00	2-0	2	2	2	1/0	0	14.0	15	2	2	4	20	0	0	1	58	0.259	1	3	0	0	1
<b>TOTALS</b>	<b>1.16</b>	<b>8-3</b>	<b>11</b>	<b>11</b>	<b>7</b>	<b>3/1</b>	<b>0</b>	<b>72.7</b>	<b>45</b>	<b>15</b>	<b>12</b>	<b>26</b>	<b>103</b>	<b>2</b>	<b>1</b>	<b>2</b>	<b>269</b>	<b>0.167</b>	<b>5</b>	<b>7</b>	<b>0</b>	<b>0</b>	<b>2</b>

## MICHELLE GASCOIGNE

	ERA	W-L	APP	GS	CG	SHO	SV	IP	H	R	ER	BB	SO	2B	3B	HR	AB	Bavg.	WP	HBP	BK	SFA	SHA
2010 Regional	0.00	0-0	1	0	0	0/1	0	1.0	0	0	0	0	3	0	0	0	3	0.000	0	0	0	0	0
2010 Supers	0.00	0-0	1	0	0	0/0	0	1.0	0	0	0	0	1	0	0	0	3	0.000	0	0	0	0	0
2011 Regional	0.00	1-0	3	1	1	1/1	0	8.3	6	0	0	4	10	0	0	0	30	0.200	0	0	0	0	0
<b>TOTALS</b>	<b>0.00</b>	<b>1-0</b>	<b>5</b>	<b>1</b>	<b>1</b>	<b>1/2</b>	<b>0</b>	<b>10.3</b>	<b>6</b>	<b>0</b>	<b>0</b>	<b>4</b>	<b>14</b>	<b>0</b>	<b>0</b>	<b>0</b>	<b>36</b>	<b>0.167</b>	<b>0</b>	<b>0</b>	<b>0</b>	<b>0</b>	<b>0</b>

## ALLEE ALLEN

	ERA	W-L	APP	GS	CG	SHO	SV	IP*	H	R	ER	BB	SO	2B	3B	HR	BF	Bavg.	WP	HBP	BK	SFA	SHA
2009 Regional	3.94	0-1	2	1	0	0/0	0	5.3	4	3	3	2	2	0	0	2	20	0.200	1	0	0	0	0
<b>TOTALS</b>	<b>3.94</b>	<b>1-1</b>	<b>2</b>	<b>1</b>	<b>0</b>	<b>0/0</b>	<b>0</b>	<b>5.3</b>	<b>4</b>	<b>3</b>	<b>3</b>	<b>2</b>	<b>2</b>	<b>0</b>	<b>0</b>	<b>2</b>	<b>20</b>	<b>0.222</b>	<b>1</b>	<b>0</b>	<b>0</b>	<b>0</b>	<b>0</b>

## KIRSTEN ALLEN

	ERA	W-L	APP	GS	CG	SHO	SV	IP	H	R	ER	BB	SO	2B	3B	HR	BF	Bavg.	WP	HBP	BK	SFA	SHA
2009 Regional	3.18	1-1	2	1	1	0/0	0	11.0	8	5	5	3	4	0	0	3	44	0.200	0	0	0	0	1
<b>TOTALS</b>	<b>3.18</b>	<b>1-1</b>	<b>2</b>	<b>1</b>	<b>1</b>	<b>0/0</b>	<b>0</b>	<b>11.0</b>	<b>8</b>	<b>5</b>	<b>5</b>	<b>3</b>	<b>4</b>	<b>0</b>	<b>0</b>	<b>3</b>	<b>44</b>	<b>0.200</b>	<b>0</b>	<b>0</b>	<b>0</b>	<b>0</b>	<b>1</b>





### BIG 12 POSTSEASON AWARDS

#### **Coach of the Year**

Ehren Earleywine, Missouri

#### **Player of the Year**

Amy Hooks, Texas, Sr., Catcher

#### **Pitcher of the Year**

Chelsea Thomas, Missouri, So., RHP

#### **Freshman of the Year**

Taylor Thom, Texas, Shortstop/Utility

#### **Co-Defensive Player of the Year**

Natalie Villarreal, Texas A&M, Jr., Second Base

Megan Christopher, Missouri, Sr., Catcher

#### **All-Big 12 First Team**

Dani Leal, Baylor  
 Kathy Shelton, Baylor  
 Whitney Canion, Baylor  
 Chelsea Thomas, Missouri  
 Nicole Hudson, Missouri  
 Abby Vock, Missouri  
 Jenna Marston, Missouri  
 Ashley Hagemann, Nebraska  
 Keilani Ricketts, Oklahoma  
 Chana'e Jones, Oklahoma  
 Destinee Martinez, Oklahoma  
 Alysia Hamilton, Oklahoma State  
 Amy Hooks, Texas  
 Taylor Thom, Texas  
 Blaire Luna, Texas  
 Taylor Hoagland, Texas  
 Natalie Villarreal, Texas A&M  
 Mel Dumezich, Texas A&M  
 Kelsey Spittler, Texas A&M

#### **All-Big 12 Second Team**

Kayce Walker, Baylor  
 Megan Turk, Baylor  
 Erica Miller, Iowa State  
 Maggie Hull, Kansas  
 Rhea Taylor, Missouri  
 Ashley Fleming, Missouri  
 Taylor Edwards, Nebraska  
 Tatum Edwards, Nebraska  
 Jessica Shults, Oklahoma  
 Dani Dobbs, Oklahoma  
 Haley Nix, Oklahoma  
 Chelsea Garcia, Oklahoma State  
 Mariah Gearhart, Oklahoma State  
 Brejae Washington, Texas  
 Nadia Taylor, Texas  
 Lexy Bennett, Texas  
 Rhiannon Kliesing, Texas A&M  
 Emily Bledsoe, Texas Tech  
 Sandy James, Texas Tech

### BIG 12 STANDINGS (THROUGH GAMES OF WEDNESDAY, JUNE 1)

<i>School</i>	<i>Conference</i>				<i>Overall</i>				<i>Neutral</i>	<i>Last 5</i>	<i>Streak</i>
	<i>Record</i>	<i>Pct.</i>	<i>Home</i>	<i>Away</i>	<i>Record</i>	<i>Pct.</i>	<i>Home</i>	<i>Away</i>			
Missouri	15-3	.833	7-1	8-2	52-8	.867	29-2	16-3	7-3	5-0	Won 5
Texas	14-4	.778	6-2	8-2	46-10	.821	25-5	10-3	11-2	1-4	Lost 2
Texas A&M	13-5	.722	10-0	3-5	44-15	.759	25-0	7-9	12-6	3-2	Lost 2
Baylor	11-7	.611	4-4	7-3	44-13	.772	21-5	17-7	7-1	4-1	Won 1
Oklahoma	10-8	.556	6-3	4-5	43-17	.717	19-4	9-7	15-6	4-1	Won 3
Nebraska	9-9	.500	4-4	5-5	41-14	.745	10-4	10-6	21-4	3-2	Lost 1
Oklahoma State	8-10	.444	5-4	3-6	42-18	.700	17-6	8-8	17-4	4-1	Won 1
Texas Tech	5-13	.278	2-8	3-5	42-16	.724	26-9	3-6	13-1	2-3	Lost 1
Iowa State	3-15	.167	3-6	0-9	21-28	.429	10-9	5-16	6-3	0-5	Lost 7
Kansas	2-16	.111	0-10	2-6	31-22	.585	0-12	12-8	19-2	3-2	Lost 2

### BIG 12 WEEKLY AWARD WINNERS

	<i>Player</i>	<i>Pitcher</i>
<b>February 15</b>	<b>Jessica Shults, Oklahoma</b>	<b>Keilani Ricketts, Oklahoma</b>
<b>February 22</b>	Taylor Edwards, Nebraska	Blaire Luna, Texas
<b>March 1</b>	Logan Hall, Texas Tech	Kat Espinosa, Oklahoma State
<b>March 8</b>	Cydney Allen, Texas Tech	Chelsea Thomas, Missouri
<b>March 15</b>	Sandy James, Texas Tech	Whitney Canion, Baylor
<b>March 22</b>	<b>Dani Dobbs, Oklahoma</b>	Blaire Luna, Texas
<b>March 29</b>	Chelsea Garcia, Oklahoma State	Chelsea Thomas, Missouri
<b>April 5</b>	Lexy Bennett, Texas	Ashley Hagemann, Nebraska
<b>April 12</b>	Amy Hooks, Texas	Blaire Luna, Texas / Chelsea Thomas, Missouri
<b>April 19</b>	Nicole Hudson, Missouri	Chelsea Thomas, Missouri
<b>April 26</b>	Courtney Craig, Texas	Blaire Luna, Texas
<b>May 3</b>	Kelsey Spittler, Texas A&M	Chelsea Thomas, Missouri
<b>May 10</b>	Nicole Hudson, Missouri	<b>Keilani Ricketts, Oklahoma</b>
<b>May 17</b>	Lisa Simmons, Missouri	Chelsea Thomas, Missouri

### BIG 12 CONFERENCE

*Taylor Wilson, Softball Contact*

400 E. John Carpenter Freeway | Irving, Texas 75062

twilson@big12sports.com

469/524-1040 (Direct Line) | 214/718-0936 (Cell)

469/524-1045 (Fax) | www.big12sports.com





## OKLAHOMA HEAD COACH PATTY GASSO

### THE GASSO FILE

#### Personal

Hometown.....Torrance, Calif.  
High School.....Bishop Montgomery College.....Long Beach State, 1984  
Family.....Husband, Jim  
Sons, J.T. and D.J.

#### Coaching History

Oklahoma.....1995-present  
Record.....817-267-2 (.752)

Long Beach City College.....1991-94  
Record.....162-59 (.733)

Career Record.....979-326-2 (.749)

### CAREER COACHING ACCOLADES

- 2009 Big 12 Coach of the Year
- 2000 Big 12 Coach of the Year
- 1999 Big 12 Coach of the Year
- 1996 Big 12 Coach of the Year
- 2000 NFCA Coaching Staff of the Year
- 2004 NFCA Region Coaching Staff of the Year
- 2001 NFCA Region Coaching Staff of the Year
- 2000 NFCA Region Coaching Staff of the Year
- 1999 NFCA Region Coaching Staff of the Year
- 1996 NFCA Region Coaching Staff of the Year
- 2004 Inductee to Long Beach City Hall of Champions
- NFCA 900-Wins Club

### OKLAHOMA THEN AND NOW

The years before and after Patty Gasso's arrival

	Before (1975-94)	Since (1995-11)
Overall Record	562-450	817-267-2
No. Week in Top 25	0	238
National Title	0	1
Conference Titles	0	4
Postseason Conference Titles	0	4
Women's College World Series	0	5
NCAA Championship Appearances	1	17
All-America Selections	1	35
All-Conference Selections	60	113
Academic All-Conference	28	81
Years Among Final Top 25	0	16
Years Among Final Top 10	0	7
Finish in Top 2 of Conference	0	12

Now in her 17th season at the University of Oklahoma, head coach Patty Gasso has molded the OU softball program into a national power and permanently placed herself among the elite college softball coaches in the country.

Currently in her 21st season as a head coach, Gasso has a career collegiate coaching record of 979-326-2 (.749) and holds an overall record of 817-267-2 (.752) at the University of Oklahoma. She has won more Big 12 games (209-72) than any coach in the league's history and has twice as many wins as any other coach in OU history. Gasso's Sooner teams have finished second or higher 12 different times since the inception of the Big 12 in 1996. They have won 74 percent of their Big 12 contests and OU has claimed four Big 12 regular season and four championship titles under her direction.

Numerous Sooner players have prospered under Gasso's tutelage and garnered national, regional and conference recognition. She has directed 36 All-Americans, 84 All-Region honorees and 113 all-conference selections.

In the Big 12 era, seven Sooners have been named Big 12 Player of the Year, two have been selected as Big 12 Freshman of the Year, one as Big 12 Newcomer and Lauren Eckermann was named OU's first Big 12 Pitcher of the Year in 2007. In 2010, Amber Flores became the first player in league history to earn Player of the Year honors twice.

In addition, 2005 graduate Heather Scaglione was a two-time Big 12 Defensive Player of the Year. Savannah Long became the first infielder to earn the Big 12 Defensive Player of the Year honor in 2008. Lindsey Vandever earned the award in 2010.

The OU softball success under Gasso has also spilled over into the classroom where the Sooners have been honored with 81 academic all-conference honors. Six of those have gone on to become Academic All-Americans, including Lana Moran, the 2000 Academic All-American of the Year.

Gasso and her staff have consistently been recognized for their efforts on and off the field. The staff was awarded three consecutive Speedline/NFCA Midwest Region Coaching Staff of the Year awards from 1999-2001 and received the national honor in 2000. Gasso and staff have claimed the Midwest honor in five of their 15 seasons with the most recent award coming in 2004. In addition, Gasso has been named the Big 12 and Midwest Region Coach of the Year in 1996, 1999 and 2000. She is a four-time Big 12 Coach of the Year.

### NCAA WINNINGEST COACHES OF ALL-TIME (THROUGH 2010 SEASON)

#### Division I Active Coaches, By Percentage minimum five years

1. Mike Candrea, Arizona	.826
2. Stefni Lotief, Louisiana-Lafayette	.795
3. Michael Lotief, Louisiana-Lafayette	.790
4. Clint Myers, Arizona State	.783
5. Patrick Murphy, Alabama	.768
6. <b>PATTY GASSO, OKLAHOMA</b>	<b>.755</b>
7. Yvette Girouard, LSU	.755
8. Tim Walton, Florida	.752
9. Ralph Weekly, Tennessee	.744
10. Lu Harris-Champer, Georgia	.743

#### Division I All-Time, By Percentage minimum 10 years

1. Sue Enquist, UCLA	.835
2. Sharron Backus, UCLA	.831
3. Mike Candrea, Arizona	.826
4. Stefni Lotief, Louisiana-Lafayette	.795
5. Patrick Murphy, Alabama	.768
6. <b>PATTY GASSO, OKLAHOMA</b>	<b>.755</b>
7. Yvette Girouard, LSU	.755
8. Ralph Weekly, Tennessee	.744
9. Lu Harris-Champer, Georgia	.743
10. JoAnne Graf, Florida State	.740

#### Division I Active Coaches, By Victories minimum five years

1. Margie Wright, Fresno State	1,386
2. Yvette Girouard, LSU	1,245
Gayle Blevins, Iowa	1,245
4. Mike Candrea, Arizona	1,229
5. Carol Hutchins, Michigan	1,179
6. Elaine Sortino, Massachusetts	1,100
7. Eugene Lenti, DePaul	1,061
8. Diane Ninemire, California	1,014
9. Margo Jonker, Central Michigan	1,007
10. Jay Miller, Mississippi State	980
20. <b>PATTY GASSO, OKLAHOMA</b>	<b>774</b>

### GASSO'S YEAR-BY-YEAR AT OKLAHOMA

Year	Overall	Pct.	Big 12 Record	Pct.	Postseason
1995	43-23	.652	—	—	NCAA Regional Final
1996	50-21	.704	17-5	.773	NCAA Regional Final
1997	55-19	.743	14-4	.778	NCAA Regional (third)
1998	49-15	.766	12-5	.706	NCAA Regional Final
1999	40-16	.714	11-3	.786	NCAA Regional Final
2000	66-8	.892	17-1	.945	NCAA Regional Champions, WCWS National Champions
2001	50-9	.848	14-2	.875	NCAA Regional Champions, WCWS
2002	49-16	.753	14-2	.875	NCAA Regional Champions, WCWS
2003	47-14	.770	12-6	.666	NCAA Regional Champions, WCWS
2004	45-23-1	.652	11-7	.611	NCAA Regional Champions, WCWS
2005	50-17	.746	12-6	.666	NCAA Regional 14 Champions, NCAA Super Regional
2006	40-21-1	.653	8-10	.444	NCAA Regional Final
2007	55-8	.873	14-4	.778	NCAA Regional Champions, NCAA Super Regional
2008	47-14	.770	16-2	.889	NCAA Regional Champions, NCAA Super Regional
2009	41-16	.719	14-4	.778	NCAA Regional
2010	47-12	.797	13-3	.813	NCAA Regional Champions, NCAA Super Regional
2011	43-17	.717	10-8	.556	NCAA Regional Champions, NCAA Super Regional Champions, WCWS
<b>TOTALS</b>	<b>817-267-2</b>	<b>.752</b>	<b>209-72</b>	<b>.744</b>	<b>17 NCAA Tournament Appearances, 1 National Championship</b>



## OKLAHOMA SOFTBALL CAREER HOME RUNS

\* indicates leadoff home run

No.	Opponent	Date	RBI	No.	Opponent	Date	RBI	No.	Opponent	Date	RBI
<b>DANI DOBBS</b>				<b>KEILANI RICKETTS</b>				<b>BRITTANY WILLIAMS</b>			
14	IOWA STATE	5/7/11	1*	18	at Arizona	5/28/11	2	12	IOWA STATE	5/7/11	2
13	at Kansas	4/6/11	1*	17	at Arizona	5/27/11	1	11	OKLAHOMA STATE	4/13/11	2
12	NEBRASKA	3/27/11	3	16	TULSA	5/22/11	2	10	BAYLOR	4/10/11	1*
11	vs. Pacific	3/18/11	4	15	NORTH TEXAS	5/5/11	3	9	NEBRASKA	3/27/11	1
10	vs. Arizona	3/17/11	2	14	OKLAHOMA STATE	4/13/11	2	8	vs. Washington	3/19/11	1*
9	vs. DePaul	3/17/11	2	13	at Kansas	4/6/11	4	7	vs. Louisiana-Monroe	2/19/11	4
8	ARKANSAS-PINE BLUFF	3/12/11	1	12	at Kansas	4/6/11	3	6	at New Mexico State	2/18/11	1*
7	vs. Arizona	2/12/11	1*	11	at Texas Tech	4/2/11	2	5	at New Mexico State	2/18/11	1
6	at Washington	5/27/10	1*	10	vs. Notre Dame	3/16/11	1*	4	ST. GREGORY'S	2/16/11	1
5	MISSOURI	3/28/10	2	9	INDIANA	3/12/11	1*	3	ST. GREGORY'S	2/16/11	3
4	MISSOURI	3/27/10	2	8	vs. Sam Houston State	2/19/11	2	2	at Arizona State	2/12/11	1
3	vs. Louisville	3/7/10	2	7	at New Mexico State	2/18/11	1	1	vs. Northwestern	2/11/11	2
2	IOWA STATE	3/22/09	1*	6	vs. Arizona	2/12/11	3				
1	vs. UAB	2/7/09	3	5	vs. Texas A&M	5/15/10	3				
<b>CHANA'E JONES</b>				4	at Nebraska	4/24/10	2				
8	IOWA STATE	5/7/11	2	3	NORTHERN IOWA	3/14/10	3				
7	at Texas Tech	4/2/11	1	2	UTAH	3/12/10	4				
6	vs. Pacific	3/18/11	1*	1	TULSA	3/3/10	1*				
5	ARKANSAS-PINE BLUFF	3/12/11	2	<b>JESSICA SHULTS</b>							
4	at North Texas	3/2/11	1	34	OKLAHOMA STATE	4/13/11	1				
3	vs. Pacific	2/25/10	1*	33	NEBRASKA	3/27/11	1				
2	vs. Northwestern	2/19/10	1*	32	NEBRASKA	3/27/11	1*				
1	ARKANSAS	5/16/09	3	31	vs. Pacific	3/18/11	4				
<b>HALEY NIX</b>				30	MISSOURI STATE	3/13/11	1*				
20	TULSA	5/21/11	2	29	MISSOURI STATE	3/13/11	1				
19	IOWA STATE	5/8/11	2	28	ARKANSAS-PINE BLUFF	3/12/11	2				
18	at Oklahoma State	4/27/11	1	27	vs. Oklahoma State	3/5/11	2				
17	at Texas Tech	4/2/11	3	26	vs. Illinois-Chicago	3/5/11	3				
16	MISSOURI STATE	3/13/11	4	25	vs. Cal Poly	2/26/11	3				
15	ARKANSAS-PINE BLUFF	3/12/11	2	24	at New Mexico State	2/20/11	4				
14	at New Mexico State	2/20/11	4	23	at New Mexico State	2/20/11	2				
13	at New Mexico State	2/20/11	1*	22	Sam Houston State	2/19/11	1				
12	vs. Cal State Bakersfield	2/10/11	2	21	Sam Houston State	2/19/11	2				
11	vs. Syracuse	5/21/10	2	20	ST. GREGORY'S	2/16/11	2				
10	vs. Missouri	5/16/10	3	19	vs. Western Michigan	2/13/11	2				
9	at Iowa State	4/3/10	1	18	at Arizona State	2/12/11	2				
8	NORTHERN IOWA	3/14/10	2	17	vs. Northwestern	2/11/11	1*				
7	NORTHERN IOWA	3/13/10	1*	16	vs. Appalachian State	2/11/11	1*				
6	LOUISVILLE	3/7/10	1	15	at Washington	5/27/10	1				
5	vs. Louisville	3/6/10	3	14	OKLAHOMA STATE	4/28/10	2				
4	NEVADA	3/5/10	1*	13	at Baylor	4/21/10	3				
3	TULSA	3/3/10	1	12	MISSOURI	3/28/10	1*				
2	vs. Long Beach State	2/21/10	3	11	MISSOURI	3/28/10	2				
1	vs. Boise State	2/20/10	3	10	at Tulsa	3/23/10	3				
<b>KATIE NORRIS</b>				9	vs. San Jose State	3/19/10	3				
16	at Texas	4/30/11	1	8	vs. Louisville	3/6/10	1				
15	TEXAS A&M	4/23/11	2	7	vs. Oregon State	2/26/10	3				
14	CENTRAL ARKANSAS	3/29/11	2	6	vs. Washington	2/26/10	3				
13	NEBRASKA	3/26/11	1*	5	vs. Long Beach State	2/21/10	4				
12	OKLAHOMA STATE	4/28/10	3	4	vs. Boise State	2/20/10	2				
11	TEXAS TECH	4/15/10	2	3	ST. GREGORY'S	2/17/10	1*				
10	vs. Arizona State	3/18/10	2	2	ST. GREGORY'S	2/17/10	1*				
9	vs. Tulsa	3/3/10	1	1	vs. Florida Atlantic	2/13/10	4				
8	Arkansas	5/16/09	1	<b>ALI VANDEVER</b>							
7	at Oklahoma State	4/30/09	4	1	CENTRAL ARKANSAS	3/29/11	3				
6	Baylor	4/1/09	1*								
5	Iowa State	3/22/09	1*								
4	Iowa State	3/21/09	1*								
3	vs. Bowling Green	3/15/09	3								
2	vs. Nevada	2/21/09	3								
1	at Hawaii	2/5/09	1								



## THE LAST TIME OKLAHOMA...

Recorded 10+ hits in a game .....	15 vs. Iona (5-20-11 in Norman, Okla.)
Recorded 15+ hits in a game .....	15 vs. Iona (5-20-11 in Norman, Okla.)
Recorded 20+ hits in a game .....	20 at Kansas (4-6-11 in Lawrence, Kan.)
Scored 10+ runs in a game .....	13 vs. Iowa State (5-7-11 in Norman, Okla.)
Scored 15+ runs in a game .....	15 vs. Arkansas-Pine Bluff (3-12-11 in Norman, Okla.)
Scored 20+ runs in a game .....	21 vs. Arkansas (5-16-09 in Norman, Okla.)
Scored 10+ runs in an inning .....	13 [seventh] vs. Arkansas (5-16-09 in Norman, Okla.)
Drew eight or more walks in a game .....	12 vs. #7 Arizona (3-17-11 in Fullerton, Calif.)
Stole five or more bases in a game .....	5 vs. Arkansas-Pine Bluff (3-12-11 in Norman, Okla.)
Hit five or more home runs in game .....	5 at #1 Washington (5-27-10 in Seattle, Wash.)
Had three or more players with three or more hits in a game .....	3 at Kansas (4-6-11 in Lawrence, Kan.)
Defeated a No. 1 team (NFCA) .....	6-1 at #1 Washington (5-27-10 in Seattle, Wash.)
Defeated a ranked opponent at home .....	2-0 vs. #19 Texas A&M (4-23-11 in Norman, Okla.)
Defeated a ranked opponent on the road .....	5-2 at #10 Arizona (5-28-11 in Tucson, Ariz.)
Defeated a ranked opponent at a neutral site .....	7-6 [8] vs. #4 Washington (3-19-11 in Fullerton, Calif.)
Defeated an unranked opponent at home .....	5-0 vs. Tulsa (5-22-11 in Norman, Okla.)
Defeated an unranked opponent on the road .....	13-5 at Kansas (4-6-11 in Lawrence, Kan.)
Defeated an unranked opponent at a neutral site .....	13-2 [5] vs. Pacific (3-18-11 in Fullerton, Calif.)
Lost to a ranked opponent at home .....	3-0 vs. #19 Texas A&M (4-22-11 in Norman, Okla.)
Lost to a ranked opponent on the road .....	5-3 at #3 Texas (5-1-11 in Austin, Texas)
Lost to a ranked opponent at a neutral site .....	3-0 vs. #2 UCLA (2-25-11 in Cathedral City, Calif.)
Lost to an unranked opponent at home .....	4-3 [9] vs. Tulsa (5-22-11 in Norman, Okla.)
Lost to an unranked opponent on the road .....	1-0 at Tulsa (3-23-11 in Tulsa, Okla.)
Lost to a ranked opponent at a neutral site .....	5-2 vs. Penn State (3-18-11 in Fullerton, Calif.)
Won a run-rule game .....	13-0 [5] vs. Iowa State (5-7-11 in Norman, Okla.)
Lost a run-rule game .....	6-15 [5] at Texas (3-28-09 in Austin, Texas)
Won an extra-inning game .....	7-6 [8] vs. #4 Washington (3-19-11 in Fullerton, Calif.)
Lost an extra-inning game .....	4-3 [9] vs. Tulsa (5-22-11 in Norman, Okla.)

## THE LAST TIME AN OU PLAYER...

Recorded five or more hits in a game .....	5, Dani Dobbs at Kansas (4-6-11 in Lawrence, Kan.)
Scored four or more runs in a game .....	4, Flores and Norris vs. Arkansas (5-16-09 in Norman, Okla.)
Drove in five or more runs in a game .....	5, Dani Dobbs vs. Pacific (3-18-11 in Fullerton, Calif.)
Hit two home runs or more in an game .....	2, Jessica Shults vs. #14 Nebraska (3-27-11 in Norman, Okla.)
Hit a grand slam .....	Keilani Ricketts at Kansas (4-6-11 in Lawrence, Kan.)
Hit back-to-back home runs in a game .....	Chana'e Jones and Dani Dobbs
..... vs. Missouri State (3-13-11 in Norman, Okla.)	
Hit for the cycle .....	Never happened
Last player to come closest .....	Jessica Shults (HR/3B/2B) vs. Long Beach State (2-21-10 in Henderson, Nev.)
Drew four or more walks in a game .....	4, Keilani Ricketts vs. Tulsa (5-22-11 in Norman, Okla.)
Stole three or more bases in a game .....	3, Evan Sallis at Texas Tech (3-10-09 in Lubbock, Texas)
Had a walk-off home run (reg.) .....	Katie Norris [two-run] vs. #19 Texas A&M (4-23-11 in Norman, Okla.)
Had a walk-off hit .....	Haley Nix [double] vs. Illinois-Chicago (3-6-11 in Norman, Okla.)

## THE LAST TIME AN OU PITCHER...

Struck out 15+ batters .....	19, Keilani Ricketts vs. Iona (5-20-11 in Norman, Okla.)
Struck out 10+ batters .....	13, Keilani Ricketts at #10 Arizona (5-27-11 in Tucson, Ariz.)
Threw a no-hitter .....	Michelle Gascoigne vs. Appalachian State (2-11-11 in Tempe, Ariz.)
Threw a perfect game .....	Michelle Gascoigne vs. Appalachian State (2-11-11 in Tempe, Ariz.)

## OKLAHOMA'S GAME-BY-GAME OFFENSIVE LEADERS

Opponent	Hits	Runs	RBI	Walks
vs. Cal State Bakersfield	Three players (2)	Three players (2)	Jones (3)	Four players (1)
vs. Appalachian State	Shults (3)	Jones (2)	Three players (2)	Two players (1)
vs. Northwestern	Martinez (4)	Three players (2)	Shults (4)	Three players (1)
vs. Arizona	Martinez (3)	Two players (2)	Ricketts (4)	Shults (2)
at Arizona State	Two players (2)	Three players (3)	Shults (2)	None
vs. Western Michigan	Shults (3)	Martinez (2)	Shults (4)	Three players (1)
ST. GREGORY'S	Turang (3)	Three players (2)	Williams (4)	Two players (1)
vs. Southern Utah	Three players (2)	Three players (2)	Shults (2)	Four players (1)
at New Mexico State	Turang (3)	Williams (2)	Williams (2)	Four players (1)
vs. Sam Houston State	Shults (2)	Two player (2)	Shults (3)	Three players (1)
vs. Louisiana-Monroe	Williams (3)	Two players (2)	Williams (5)	Four players (1)
at New Mexico State	Shults (3)	Shults (3)	Shults (6)	Williams (2)
vs. Georgia	Three players (1)	None	None	Jones (2)
vs. Hawaii	Williams (2)	Turang (1)	Williams (1)	Three players (1)
vs. Long Beach State	Two players (2)	Dobbs (1)	Martinez (1)	Williams (2)
vs. UCLA	Four players (1)	None	None	Two players (1)
vs. Cal Poly	Four players (1)	Four players (1)	Shults (3)	Two players (1)
at North Texas	Dobbs (2)	Three players (1)	Hughes (2)	Two players (1)
AUBURN	Martinez (2)	Dobbs (2)	Dobbs (2)	Williams (3)
vs. Illinois-Chicago	Martinez (3)	Five players (1)	Shults (3)	Five players (1)
vs. Oklahoma State	Shults (3)	Williams (3)	Shults (5)	Williams (2)
ILLINOIS-CHICAGO	Nix (2)	Jones (3)	Nix (3)	Eight players (1)
TULSA	Two players (2)	Two players (2)	Jones (3)	Shults (2)
INDIANA	Two players (2)	Two players (2)	Two players (2)	Williams (2)
ARKANSAS-PINE BLUFF	Martinez (3)	Nix (3)	Nix (3)	Nix (2)
MISSOURI STATE	Three players (1)	Shults (1)	Shults (1)	None
MISSOURI STATE	Martinez (3)	Hughes (2)	Nix (5)	Jones (3)
vs. Notre Dame	Three players (2)	Ricketts (1)	Ricketts (1)	Shults (1)
vs. DePaul	Jones (2)	Four players (1)	Dobbs (2)	Three players (2)
vs. Arizona	Dobbs (3)	Dobbs (2)	Two players (2)	Four players (2)
vs. Penn State	Martinez (2)	Two players (1)	Ricketts (2)	Williams (1)
vs. Pacific	Four players (2)	Shults (3)	Dobbs (5)	Ricketts (2)
vs. Washington	Two players (2)	Two players (2)	Ricketts (4)	Three players (1)
at Tulsa	Two players (1)	None	None	None
NEBRASKA	Norris (2)	Norris (1)	Norris (1)	Two players (1)
NEBRASKA	Two players (2)	Shults (2)	Shults (2)	Two players (1)
CENTRAL ARKANSAS	Two players (2)	Williams (2)	Vandever (3)	Williams (1)
at Texas Tech	Martinez (2)	None	None	Williams (1)
at Texas Tech	Nix (3)	Seven players (1)	Nix (3)	Three players (1)
at Kansas	Williams (3)	Four players (2)	Ricketts (4)	Shults (3)
at Kansas	Dobbs (5)	Five players (2)	Two players (4)	Two players (2)
BAYLOR	Three players (2)	Three players (1)	Martinez (2)	Three players (1)
BAYLOR	Two players (2)	Two players (1)	Two players (1)	None
OKLAHOMA STATE	Ricketts (2)	Williams (2)	Two players (2)	Three players (1)
at Missouri	Martinez (3)	Two players (1)	Turang (1)	Three players (1)
at Missouri	Six players (1)	None	None	Shults (1)
TEXAS A&M	Nix (2)	None	None	Williams (1)
TEXAS A&M	Jones (2)	Two players (1)	Norris (2)	None
at Oklahoma State	Five players (1)	Nix (1)	Nix (1)	Two Players (1)
at Texas	Jones (3)	Two players (2)	Ricketts (2)	Shults (3)
at Texas	Shults (2)	Three players (1)	Two players (1)	Two players (2)
NORTH TEXAS	Jones (2)	Ricketts (3)	Ricketts (3)	Ricketts (2)
IOWA STATE	Two players (3)	Dobbs (3)	Two players (2)	Two players (1)
IOWA STATE	Two players (3)	Four players (1)	Nix (2)	Two players (1)
IONA	Turang (4)	Martinez (3)	Ricketts (3)	Three players (1)
TULSA	Ricketts (3)	Turang (2)	Two players (2)	Three players (1)
TULSA	Two players (2)	Three players (1)	Ricketts (2)	Two players (1)
TULSA	Two players (2)	Five players (1)	Three players (1)	Ricketts (4)
at Arizona	Turang (3)	Six players (1)	Two players (2)	Dobbs (2)
at Arizona	Two players (2)	Five players (1)	Two players (2)	Five players (1)



## OKLAHOMA'S GAME-BY-GAME STARTING LINEUP

<i>Opponent</i>	<i>Pitcher</i>	<i>Catcher</i>	<i>First</i>	<i>Second</i>	<i>Third</i>	<i>Shortstop</i>	<i>Left</i>	<i>Center</i>	<i>Right</i>	<i>Designated Player</i>
vs. Cal State Bakersfield	Ricketts	Shults	Williams	Jones	Dobbs	Henson	Turang	Martinez	Nix	Norris
vs. Appalachian State	Gascoigne	Shults	Norris	Jones	Dobbs	Henson	Turang	Martinez	Nix	Williams
vs. Northwestern	Ricketts	Shults	Williams	Jones	Dobbs	Henson	Turang	Martinez	Nix	Norris
vs. Arizona	Ricketts	Shults	Williams	Jones	Dobbs	Henson	Turang	Martinez	Nix	Norris
at Arizona State	Gascoigne	Shults	Williams	Jones	Dobbs	Henson	Turang	Martinez	Nix	Norris
vs. Western Michigan	K. Allen	Shults	Williams	Jones	Dobbs	Vandever	Turang	Martinez	Nix	Norris
ST. GREGORY'S	A. Allen	Shults	Williams	Jones	Dobbs	Vandever	Turang	Martinez	Nix	Norris
vs. Southern Utah	Gascoigne	Shults	Williams	Jones	Dobbs	Henson	Turang	Martinez	Nix	Norris
at New Mexico State	Ricketts	Shults	Norris	Jones	Dobbs	Vandever	Turang	Martinez	Nix	Williams
vs. Sam Houston State	Gascoigne	Shults	Williams	Jones	Dobbs	Henson	Turang	Martinez	Nix	Ricketts
vs. Louisiana-Monroe	K. Allen	Shults	Williams	Jones	Dobbs	Vandever	Turang	Martinez	Nix	Ricketts
at New Mexico State	Ricketts	Shults	Williams	Jones	Dobbs	Henson	Turang	Martinez	Nix	Norris
vs. Georgia	Ricketts	Shults	Williams	Jones	Dobbs	Henson	Turang	Martinez	Nix	Norris
vs. Hawaii	Gascoigne	Shults	Williams	Jones	Dobbs	Henson	Turang	Martinez	Nix	Ricketts
vs. Long Beach State	Gascoigne	Shults	Williams	Jones	Dobbs	Henson	Turang	Martinez	Nix	Ricketts
vs. UCLA	Ricketts	Shults	Williams	Jones	Dobbs	Henson	Turang	Martinez	Nix	Norris
vs. Cal Poly	Gascoigne	Shults	Williams	Hughes	Dobbs	Henson	Quintero	Martinez	Nix	Jones
at North Texas	Ricketts	Shults	Jones	Hughes	Dobbs	Henson	Turang	Martinez	Nix	Williams
AUBURN	Ricketts	Shults	Jones	Hughes	Dobbs	Henson	Turang	Martinez	Nix	Williams
vs. Illinois-Chicago	Gascoigne	Shults	Jones	Hughes	Dobbs	Henson	Turang	Martinez	Nix	Williams
vs. Oklahoma State	Ricketts	Shults	Jones	Hughes	Dobbs	Henson	Turang	Martinez	Nix	Williams
ILLINOIS-CHICAGO	K. Allen	Shults	Jones	Hughes	Dobbs	Vandever	Williams	Martinez	Nix	Norris
TULSA	Ricketts	Shults	Jones	Hughes	Dobbs	Vandever	Williams	Martinez	Nix	Norris
INDIANA	Ricketts	Shults	Jones	Vandever	Dobbs	Henson	Turang	Martinez	Nix	Williams
ARKANSAS-PINE BLUFF	Gascoigne	Shults	Jones	Vandever	Dobbs	Henson	Turang	Martinez	Nix	Williams
MISSOURI STATE	Ricketts	Shults	Jones	Vandever	Dobbs	Henson	Turang	Martinez	Nix	Williams
MISSOURI STATE	Gascoigne	Shults	Jones	Hughes	Dobbs	Vandever	Williams	Martinez	Nix	Ricketts
vs. Notre Dame	Ricketts	Shults	Jones	Hughes	Dobbs	Henson	Turang	Martinez	Nix	Williams
vs. DePaul	Ricketts	Shults	Jones	Dobbs	Vandever	Henson	Turang	Martinez	Nix	Williams
vs. Arizona	Gascoigne	Shults	Jones	Hughes	Dobbs	Henson	Williams	Martinez	Nix	Ricketts
vs. Penn State	A. Allen	Williams	Jones	Dobbs	Vandever	Henson	Turang	Martinez	Nix	Shults
vs. Pacific	Gascoigne	Shults	Jones	Turang	Dobbs	Vandever	Williams	Martinez	Nix	Ricketts
vs. Washington	Ricketts	Shults	Jones	Turang	Dobbs	Vandever	Williams	Martinez	Nix	Norris
at Tulsa	Ricketts	Williams	Shults	Turang	Dobbs	Vandever	Jones	Martinez	Nix	Norris
NEBRASKA	Ricketts	Shults	Williams	Turang	Dobbs	Vandever	Jones	Martinez	Nix	Norris
NEBRASKA	Ricketts	Shults	Williams	Turang	Dobbs	Vandever	Jones	Martinez	Nix	Norris
CENTRAL ARKANSAS	Gascoigne	Williams	Shults	Turang	Dobbs	Henson	Jones	Martinez	Nix	Norris
at Texas Tech	Ricketts	Shults	Jones	Turang	Dobbs	Vandever	Williams	Martinez	Nix	Norris
at Texas Tech	Ricketts	Shults	Jones	Turang	Dobbs	Vandever	Williams	Martinez	Nix	Norris
at Kansas	Ricketts	Shults	Jones	Turang	Dobbs	Henson	Williams	Martinez	Nix	Norris
at Kansas	Gascoigne	Shults	Jones	Turang	Dobbs	Henson	Williams	Martinez	Nix	Ricketts
BAYLOR	Ricketts	Shults	Jones	Turang	Dobbs	Henson	Williams	Martinez	Nix	Norris
BAYLOR	Ricketts	Shults	Jones	Turang	Dobbs	Henson	Williams	Martinez	Nix	Norris
OKLAHOMA STATE	Ricketts	Shults	Jones	Turang	Dobbs	Henson	Williams	Martinez	Nix	Norris
at Missouri	Ricketts	Shults	Jones	Turang	Dobbs	Henson	Williams	Martinez	Nix	Norris
at Missouri	Ricketts	Shults	Jones	Turang	Dobbs	Henson	Williams	Martinez	Nix	Norris
TEXAS A&M	Ricketts	Shults	Jones	Turang	Dobbs	Henson	Williams	Martinez	Nix	Norris
TEXAS A&M	Ricketts	Shults	Jones	Turang	Dobbs	Henson	Williams	Martinez	Nix	Norris
at Oklahoma State	Ricketts	Shults	Jones	Vandever	Dobbs	Henson	Williams	Martinez	Nix	Norris
at Texas	Ricketts	Williams	Norris	Vandever	Dobbs	Henson	Jones	Martinez	Nix	Shults
at Texas	Ricketts	Norris	Jones	Vandever	Dobbs	Henson	Turang	Martinez	Nix	Shults
NORTH TEXAS	Ricketts	Norris	Jones	Vandever	Dobbs	Henson	Turang	Martinez	Nix	Williams
IOWA STATE	Ricketts	Norris	Jones	Turang	Dobbs	Henson	Williams	Martinez	Nix	Shults
IOWA STATE	Ricketts	Norris	Jones	Turang	Dobbs	Henson	Williams	Martinez	Nix	Shults
IONA	Ricketts	Norris	Jones	Turang	Dobbs	Henson	Williams	Martinez	Nix	A. Allen
TULSA	Ricketts	Norris	Jones	Vandever	Dobbs	Henson	Turang	Martinez	Nix	Williams
TULSA	Ricketts	Norris	Jones	Vandever	Dobbs	Henson	Turang	Martinez	Nix	Williams
TULSA	Gascoigne	Norris	Jones	Turang	Dobbs	Henson	Williams	Martinez	Nix	Ricketts
at Arizona	Ricketts	Norris	Jones	Turang	Dobbs	Henson	Williams	Martinez	Nix	Hughes
at Arizona	Ricketts	Norris	Jones	Turang	Dobbs	Henson	Williams	Martinez	Nix	Hughes



## TEAM SINGLE GAME HIGHS

**Hitting**

At bats.....	42 at Kansas (4-6-11)
Runs scored.....	16 at New Mexico State (2-20-11)
Hits.....	20 at Kansas (4-6-11)
RBI.....	15 at New Mexico State (2-20-11)
Doubles.....	4, 2x, last vs. Arkansas-Pine Bluff (3-12-11)
Triples.....	1, 5x, last at Arizona (5-27-11)
Home runs.....	4, 3x, last vs. Nebraska (3-27-11)
Total bases.....	31 vs. Arkansas-Pine Bluff (3-12-11)
Walks.....	12 vs. Arizona (3-17-11)
Strikeouts.....	17, 2x, last at Missouri (4-17-11)
Sac hits.....	2, 2x, last at Kansas (4-6-11)
Sac flies.....	1, 9x, last at Arizona (5-27-11)
Stolen bases.....	5, 2x, last vs. Arkansas-Pine Bluff (3-12-11)
Hit by pitch.....	4 vs. Sam Houston State (2-19-11)
Runners LOB.....	13 vs. Arizona (3-17-11) 14 at Kansas (4-6-11)

**Fielding**

Putouts.....	24, 2x, last vs. Washington (3-19-11)
Assists.....	12 vs. Notre Dame (3-16-11)
Errors.....	3, 6x, last vs. Tulsa (5-21-11)
Passed balls.....	4 at New Mexico State (2-18-11)
Double Plays Turned.....	1, 7x, last at Missouri (4-17-11)

**Pitching**

Innings pitched.....	10.2 at Missouri (4-17-11)
Runs allowed.....	6, 3x, last at Kansas (4-6-11)
Earned runs.....	6 at Kansas (4-6-11)
Walks allowed.....	5, 2x, last at New Mexico State (2-18-11)
Strikeouts.....	19 vs. Iona (5-20-11)
Hits allowed.....	13 vs. Penn State (3-18-11)
Doubles allowed.....	3, 2x, last at Missouri (4-16-11)
Homers allowed.....	3 at Kansas (4-6-11)
Wild pitches.....	3, 2x, last at Texas (5-1-11)
Hit batters.....	5 at Texas Tech (4-1-11)

## INDIVIDUAL SINGLE GAME HIGHS

**Hitting**

Runs scored.....	3, 10x, last by Destinee Martinez vs. Iona (5-20-11)
Hits.....	5 by Dani Dobbs at Kansas (4-6-11)
RBI.....	6 by Jessica Shults at New Mexico State (2-20-11)
Doubles.....	2 by Jessica Shults vs. Northwestern (2-11-11)
Triples.....	1, 5x, last by Brianna Turang at Arizona (5-27-11)
Home runs.....	2, 6x, last by Jessica Shults vs. Nebraska (3-27-11)
Total bases.....	9 by Jessica Shults at New Mexico State (2-20-11)
Walks.....	4 by Keilani Ricketts vs. Tulsa (5-22-11)
Hit by pitch.....	2 by Brittany Williams vs. Sam Houston State (2-19-11)

**Fielding**

Putouts.....	17, 2x, last by Katie Norris vs. Iona (5-20-11)
Assists.....	7 by Javen Henson at Arizona (5-28-11)
Errors.....	3 by Javen Henson vs. Oklahoma State (3-5-11)
Passed balls.....	4 by Jessica Shults at New Mexico State (2-18-11)

**Pitching**

Innings pitched.....	10.2 by Keilani Ricketts at Missouri (4-17-11)
Runs allowed.....	6, 2x, last by Keilani Ricketts at Texas Tech (4-2-11)
Earned runs.....	5, 2x, last by Michelle Gascoigne at Kansas (4-6-11)
Hits Allowed.....	12 by Keilani Ricketts at Missouri (4-16-11)
Walks allowed.....	5, 2x, last by Keilani Ricketts vs. Tulsa (5-22-11)
Strikeouts.....	19 by Keilani Ricketts vs. Iona (5-20-11)
Doubles allowed.....	3, 2x, last by Keilani Ricketts at Missouri (4-16-11)
Triples allowed.....	1, 3x, last by Kirsten Allen vs. Penn State (3-18-11)
Homers allowed.....	3 by Michelle Gascoigne at Kansas (4-6-11)
Wild pitches.....	3 by Keilani Ricketts vs. Washington (3-19-11)
Hit batters.....	4 by Keilani Ricketts at Texas Tech (4-1-11)





## 2011 NCAA Women's College World Series (WCWS)

### \***(2) Alabama**

Game 1

Noon, Thurs., June 2

ESPN2 HD/ESPN3.com^

### **(7) California**

Game 5

6 p.m., Fri., June 3

ESPN HD/ESPN3.com^

### Oklahoma St.

Game 2

2:30 p.m., Thurs., June 2

ESPN2 HD/ESPN3.com^

### \***(11) Baylor**

Game 11

Noon, Sun., June 5

ESPN HD/ESPN3.com^

Game 13

(if necessary)

6 p.m., Sun., June 5

ESPN2 HD/ESPN3.com

Game 7

11 a.m., Sat., June 4

ESPN HD/ESPN3.com^

Game 9

6 p.m., Sat., June 4

ESPN2 HD/ESPN3.com^

Loser of Game 6

### \***(1) Arizona St.**

Game 3

6 p.m., Thurs., June 2

ESPN2 HD/ESPN3.com^

### **(9) Oklahoma**

Game 6

8:30 p.m., Fri., June 3

ESPN HD/ESPN3.com^

### **(5) Missouri**

Game 4

8:30 p.m., Thurs., June 2

ESPN2 HD/ESPN3.com^

### \***(4) Florida**

Game 8

1:30 p.m., Sat., June 4

ESPN HD/ESPN3.com^

Game 10

8:30 p.m., Sat., June 4

ESPN2 HD/ESPN3.com^

Loser of Game 5

Game 12

2:30 p.m., Sun., June 5

ESPN HD/ESPN3.com^

Game 14

(if necessary)

8:30 p.m., Sun., June 5

ESPN2 HD/ESPN3.com

Championship Finals

Best 2-of-3 Series

Game 1: 7 p.m., Mon., June 6

Game 2: 7 p.m., Tues., June 7

Game 3: 7 p.m., June 8 (if nec.)

ESPN2 HD/ESPN3.com

Champion

\* Denotes home team

^ Denotes broadcast available on ESPN Mobile

All games played at ASA Hall of Fame Stadium in Oklahoma City, Oklahoma.

Bracket note:

1. If the winner of Game 9 defeats the winner of Game 5, then Game 13 is necessary.
2. If the winner of Game 10 defeats the winner of Game 6, then Game 14 is necessary.
3. If only one if necessary game is needed, it will be played at 6 p.m. on Sunday.

\*Note: The NCAA Division I Softball Committee reserves the right to revise the schedule (i.e., game times) in the event weather conditions and/or media/television commitments require such adjustments.



ALL TIMES LISTED ARE LOCAL (CENTRAL TIME)



Visit [www.NCAA.com/broadcast](http://www.NCAA.com/broadcast) and click on the NCAA TV and NCAA.com Broadcast Schedule link for the most current air dates, game times and networks.



**University of Oklahoma Softball**  
**Overall Statistics for Oklahoma (as of Jun 01, 2011)**  
**(All games Sorted by Batting avg)**

Record: 43-17 Home: 19-4 Away: 9-7 Neutral: 15-6 Big 12: 10-8

Player	avg	gp-gs	ab	r	h	2b	3b	hr	rbi	tb	slg%	bb	hp	so	gdp	ob%	sf	sh	sb-att	po	a	e	fld%
Jones, Chana'e	.359	60-60	167	39	60	11	0	5	20	86	.515	20	3	13	0	.437	0	3	4-4	252	30	6	.979
Martinez, Destinee	.356	60-60	222	39	79	2	1	0	23	83	.374	7	0	18	1	.374	1	3	13-16	40	2	2	.955
Turang, Brianna	.352	58-53	179	38	63	0	3	0	13	69	.385	3	5	22	0	.380	0	3	24-31	41	17	2	.967
Shults, Jessica	.342	53-53	155	39	53	9	0	19	58	119	.768	32	2	33	2	.458	1	0	0-0	468	24	4	.992
Dobbs, Dani	.320	60-60	169	34	54	15	0	8	36	93	.550	12	7	12	4	.386	1	4	5-8	27	87	12	.905
Williams, Brittany	.309	59-59	139	41	43	9	1	12	39	90	.647	47	4	37	1	.490	2	0	0-0	127	8	1	.993
Nix, Haley	.307	60-60	189	34	58	9	0	9	48	94	.497	19	5	36	0	.381	2	0	10-11	34	2	2	.947
Ricketts, Keilani	.295	52-50	129	27	38	2	0	13	45	79	.612	36	3	37	0	.458	0	0	1-1	3	66	2	.972
Hughes, Cierra	.260	50-12	50	15	13	4	0	0	5	17	.340	3	0	17	0	.302	0	0	6-8	28	18	2	.958
Norris, Katie	.186	52-38	113	7	21	4	0	4	16	37	.327	8	4	28	4	.262	1	1	0-1	107	6	0	1.000
Vandever, Ali	.125	48-24	32	10	4	2	0	1	10	9	.281	8	1	8	0	.310	1	2	1-3	24	37	7	.897
Henson, Javen	.108	50-46	37	15	4	0	0	0	4	4	.108	7	0	22	0	.250	0	1	2-2	30	66	14	.873
-----																							
McGregor, Haley	.231	34-0	13	7	3	0	0	0	0	3	.231	1	1	6	0	.333	0	3	0-0	0	0	0	.000
Allen, Allee	.143	11-3	7	0	1	0	0	0	1	1	.143	1	1	5	0	.333	0	0	0-0	2	8	1	.909
Totals	.307	60	1619	352	497	67	5	71	319	787	.486	209	37	301	12	.396	9	20	66-85	1185	386	57	.965
Opponents	.199	60	1474	127	293	36	3	27	110	416	.282	115	35	577	4	.272	5	18	35-43	1143	413	79	.952

LOB - Team (402), Opp (339). DPs turned - Team (12), Opp (25). CI - Team (2), Shults, J. 2, Opp (1). IBB - Team (4), Shults, J. 2, Ricketts, K. 2, Opp (4). Picked off - Hughes, C. 1, Henson, J. 1, Jones, C. 1.

**(All games Sorted by Earned run avg)**

Player	era	w-l	app	gs	cg	sho	sv	ip	h	r	er	bb	so	2b	3b	hr	b/avg	wp	hp	bk	sfa	sha
Ricketts, Keilani	1.44	29-13	48	40	31	9/2	2	272.1	183	72	56	78	443	24	2	10	.183	17	28	0	0	12
Gascoigne, Michelle	2.66	9-3	23	14	4	2/3	0	81.2	70	37	31	18	99	6	0	12	.224	6	4	0	2	3
-----																						
Allen, Allee	2.07	2-1	11	3	1	1/2	1	23.2	24	8	7	10	19	3	0	3	.261	0	2	1	2	3
Allen, Kirsten	3.63	3-0	8	3	0	0/3	0	17.1	16	10	9	9	16	3	1	2	.235	0	1	0	1	0
Totals	1.81	43-17	60	60	36	16/4	3	395.0	293	127	102	115	577	36	3	27	.199	23	35	1	5	18
Opponents	5.02	17-43	60	60	26	6/2	2	381.0	497	352	273	209	301	67	5	71	.307	40	37	11	9	20

PB - Team (17), Shults, J. 12, Norris, K. 3, Williams, B. 2, Opp (8). Pickoffs - Team (0), Opp (3). SBA/ATT - Shults, J. (25-33), Ricketts, K. (24-30), Norris, K. (8-8), Gascoigne, M (7-8), Allen, A. (3-4), Williams, B. (2-2), Allen, K. (1-1).

